TOYOTA

LAND CRUISER / LAND CRUISER PRADO

ELECTRICAL WIRING DIAGRAM

SUPPLEMENT

VZJ 9_ Series
KZJ 9_ Series
RZJ 9_ Series
LJ 9_ Series

Jan., 1998~



For Europe & General Pub. No. EWD340F

FOREWORD

This supplement provides information covering changes in the electrical system specifications of the LAND CRUISER / LAND CRUISER PRADO which were made in Jan., 1998.

Applicable models: VZJ90, 95 Series
KZJ90, 95 Series
RZJ90, 95 Series
LJ90, 95 Series

For information which is not mentioned in this manual, please refer to the following Electrical Wiring Diagram Manuals:

Manual Name	Pub. No.
● LAND CRUISER/LAND CRUISER PRADO Electrical Wiring Diagram	EWD269F
● LAND CRUISER/LAND CRUISER PRADO Chassis and Body Repair Manual Supplement	RM627E

All information in this manual is based on the latest product information at the time of publication. However, specifications and procedures are subject to change without notice.

TOYOTA MOTOR CORPORATION

NOTICE

When handling supplemental restraint system components (removal, installation or inspection, etc.), always follow the direction given in the repair manuals listed above to prevent accidents and supplemental restraint system malfunction.

English
Français
Español
Deutsch

LAND CRUISER/LAND CRUISER PRADO
ELECTRICAL WIRING DIAGRAM

English

(English)	Section No.	Page
INTRODUCTION	A	11
HOW TO USE THIS MANUAL	B	12
ABBREVIATIONS	C	14
RELAY LOCATIONS	D	28
ELECTRICAL WIRING ROUTING	E	42
CONNECTOR LIST	F	180
OVERALL ELECTRICAL WIRING DIAGRAM	G	191

	Location	
	LHD	RHD
ABS	33-2	69-2
ACCESSORY METER	31-4	67-3
AIR CONDITIONER	37-3	73-3
AUTO ANTENNA	34-2	70-2
BACK-UP LIGHT	19-3	56-4
CARBURETOR (3RZ-F)	4-1	41-1
CHARGING (DIESEL)	2-3	39-3
CHARGING (GASOLINE)	1-3	38-3
CIGARETTE LIGHTER	22-3	56-2
CLOCK	22-4	56-3
COMBINATION METER	35-2	71-2
CONDENSER FAN	37-2	73-2
CRUISE CONTROL	32-2	68-2
DOOR LOCK CONTROL	26-2	62-2
ECT AND A/T INDICATOR (1KZ-TE)	10-2	48-2
ECT AND A/T INDICATOR (3RZ-FE)	–	47-2
ECT AND A/T INDICATOR (5VZ-FE)	9-2	46-2
EMISSION CONTROL (3RZ-F)	4-2	41-2
ENGINE CONTROL (1KZ-TE)	8-2	45-2
ENGINE CONTROL (3RZ-FE)	7-2	44-2
ENGINE CONTROL (5VZ-FE)	6-2	43-2
ENGINE IMMOBILISER SYSTEM (1KZ-TE)	8-7	45-7
ENGINE IMMOBILISER SYSTEM (3RZ-FE)	–	44-7
ENGINE IMMOBILISER SYSTEM (5VZ-FE)	6-7	43-7
FRONT WIPER AND WASHER	21-2	58-2
FUEL HEATER	5-1	42-1
FUEL TANK CHANGEOVER	28-2	64-2
GLOW PLUG	5-2	42-2
HEADLIGHT	–	49-2
HEADLIGHT (w/ DAYTIME RUNNING LIGHT)	11-2	–

© 1998 **TOYOTA MOTOR CORPORATION**
All rights reserved. This book may not be reproduced or copied, in whole or in part, without the written permission of Toyota Motor Corporation.

	LHD	RHD
HEADLIGHT (w/o DAYTIME RUNNING LIGHT)	12-2	–
HEADLIGHT BEAM LEVEL CONTROL	17-2	54-2
HEADLIGHT CLEANER	18-2	55-2
HORN	19-2	56-1
IGNITION (3RZ-F)	4-3	41-3
IGNITION (3RZ-FE)	3-3	40-3
IGNITION (5VZ-FE)	3-2	40-2
ILLUMINATION	14-2	51-2
INTERIOR LIGHT	13-2	50-2
KEY REMINDER AND SEAT BELT WARNING	22-2	–
LIGHT REMINDER BUZZER	20-2	57-2
MIRROR HEATER	24-3	60-3
MOON ROOF	23-2	59-2
POWER OUTLET	29-2	65-2
POWER SEAT	27-2	63-2
POWER SOURCE	1~37-1	38~73-1
POWER WINDOW	25-2	61-2
RADIO AND PLAYER	34-3	70-3
REAR DIFFERENTIAL LOCK	30-2	66-2
REAR FOG LIGHT	20-3	57-3
REAR HEATER	–	72-2
REAR HEATER (w/ CONSOLE BOX)	36-3	–
REAR HEATER (w/o CONSOLE BOX)	36-2	–
REAR WINDOW DEFOGGER	24-2	60-2
REAR WIPER AND WASHER	21-3	58-3
REMOTE CONTROL MIRROR	23-3	59-3
SEAT HEATER	18-3	55-3
SRS	31-2	67-2
STARTING (DIESEL)	2-2	39-2
STARTING (GASOLINE)	1-2	38-2
STOP LIGHT	12-3	49-3
TAILLIGHT	15-2	52-2
TURN SIGNAL AND HAZARD WARNING LIGHT	16-2	53-2
WINCH	29-3	65-3
WIRELESS DOOR LOCK CONTROL	26-7	–
4WD	30-4	66-4

This manual consists of the following 7 sections:

No.	Section	Description
A	INDEX	Index of the contents of this manual.
	INTRODUCTION	Brief explanation of each section.
B	HOW TO USE THIS MANUAL	Instructions on how to use this manual.
C	ABBREVIATIONS	Defines the abbreviations used in this manual.
D	RELAY LOCATIONS	Shows position of the Electronic Control Unit, Relays, Relay Block, etc. This section is closely related to the wiring diagram.
E	ELECTRICAL WIRING ROUTING	Describes position of the Parts Connectors, Ground points, etc. This section is closely related to the wiring diagram.
F	CONNECTOR LIST	Describes the form of the connectors for the parts Appeared in this book. This section is closely related to the wiring diagram.
G	OVERALL ELECTRICAL WIRING DIAGRAM	Provides circuit diagrams showing the circuit connections.

English

* The system shown here is an EXAMPLE ONLY. It is different to the actual circuit shown in the wiring diagram section.

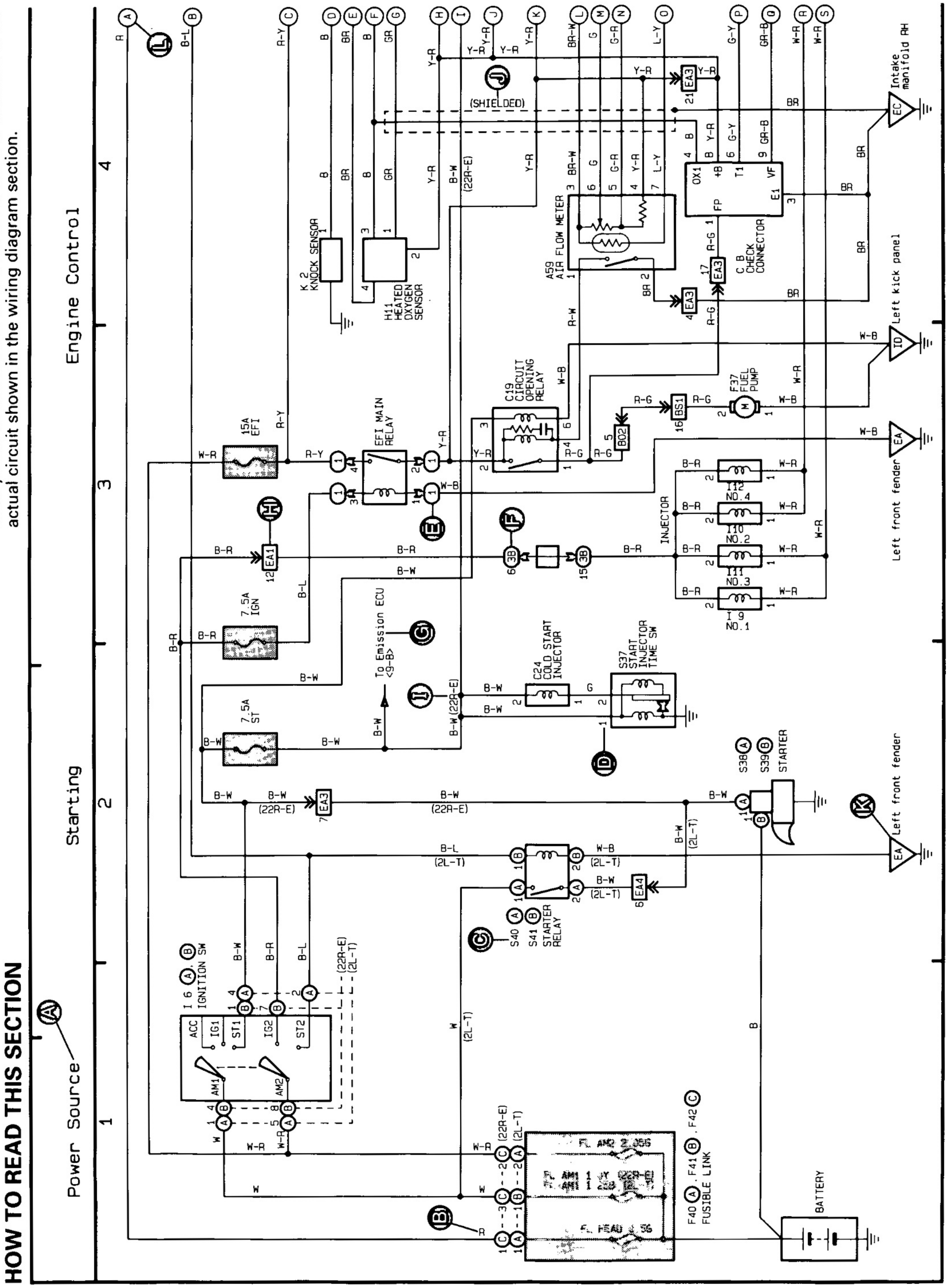

Ⓐ: System Title

Ⓑ: Indicates the wiring color.

Wire colors are indicated by an alphabetical code.

B	= Black	GR	= Gray	O	= Orange	V	= Violet
BR	= Brown	L	= Blue	P	= Pink	W	= White
G	= Green	LG	= Light Green	R	= Red	Y	= Yellow

The first letter indicates the basic wire code and the second letter indicates the color of the stripe.

Example: L – Y

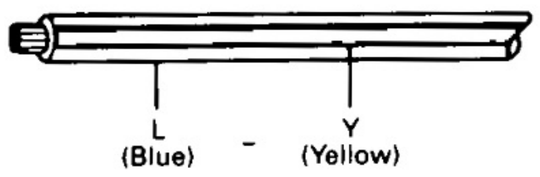

Ⓒ: The position of the parts is the same as shown in the wiring diagram and wire routing.

Ⓓ: Indicates the pin number of the connector.
The numbering system is different for female and male connectors.

Example: Numbered in order from upper left to lower right

Numbered in order from upper right to lower left

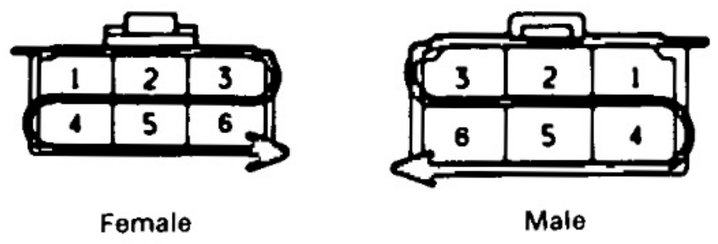

The numbering system for the overall wiring diagram is the same as above.

Ⓔ: Indicates a Relay Block. No shading is used and only the Relay Block No. is shown to distinguish it from the J/B.

Example: ① Indicates Relay Block No. 1

Ⓕ: Junction Block (The number in the circle is the J/B No. and the connector code is shown beside it). Junction Blocks are shaded to clearly separate them from other parts.

Example

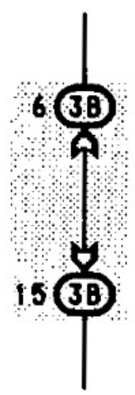

3B indicates that it is inside Junction Block No. 3.

Ⓖ: Indicates related system.

Ⓗ: Indicates the wiring harness and wiring harness connector. The wiring harness with male terminal is shown with arrows (≫). Outside numerals are pin numbers.

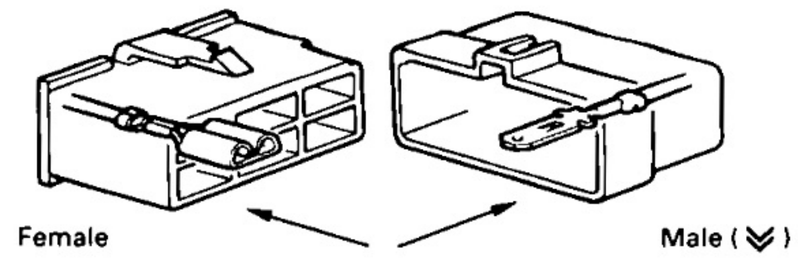

Ⓘ: ( ) is used to indicate different wiring and connector, etc. when the vehicle model, engine type, or specification is different.

Ⓙ: Indicates a shielded cable.



Ⓚ: Indicates and located on ground point.

Ⓛ: The same code occuring on the next page indicates that the wire harness is continuous.

HINT:

Junction connector (code: J 1 to J38) in this manual include a short terminal which is connected to a number of wire harnesses. Always perform inspection with the short terminal installed. (When installing the wire harnesses, the harnesses can be connected to any position within the short terminal grouping. Accordingly, in other vehicles, the same position in the short terminal may be connected to a wire harness from a different part.)
Wire harness sharing the same short terminal grouping have the same color.

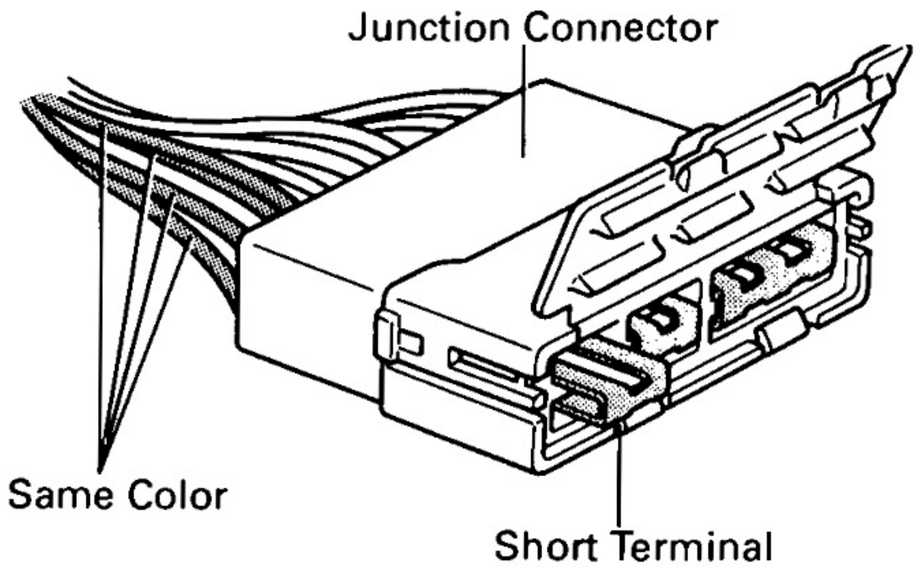

ABBREVIATIONS

The following abbreviations are used in this manual.

ABS	=	Anti-Lock Brake System
A/C	=	Air Conditioner
A/T	=	Automatic Transmission
COMB.	=	Combination
DIFF.	=	Differential
ECT	=	Electronically Controlled Transmission
ECU	=	Electronic Control Unit
EFI	=	Electronic Fuel Injection
EGR	=	Exhaust Gas Recirculation
EVAP	=	Evaporative Emission
G.C.C.	=	Gulf Cooperation Council
ISC	=	Idle Speed Control
J/B	=	Junction Block
LH	=	Left-Hand
LHD	=	Left-Hand Drive
M/T	=	Manual Transmission
O/D	=	Overdrive
R/B	=	Relay Block
RH	=	Right-Hand
RHD	=	Right-Hand Drive
SRS	=	Supplemental Restraint System
SW	=	Switch
TEMP.	=	Temperature
VSV	=	Vacuum Switching Valve
w/	=	With
w/o	=	Without
4WD	=	Four Wheel Drive Vehicles

* The titles given inside the components are the names of the terminals (terminal codes) and are not treated as being abbreviations.

D RELAY LOCATIONS

[Engine Compartment]

English

*1 : Gasoline, LHD Diesel
*2 : RHD Diesel

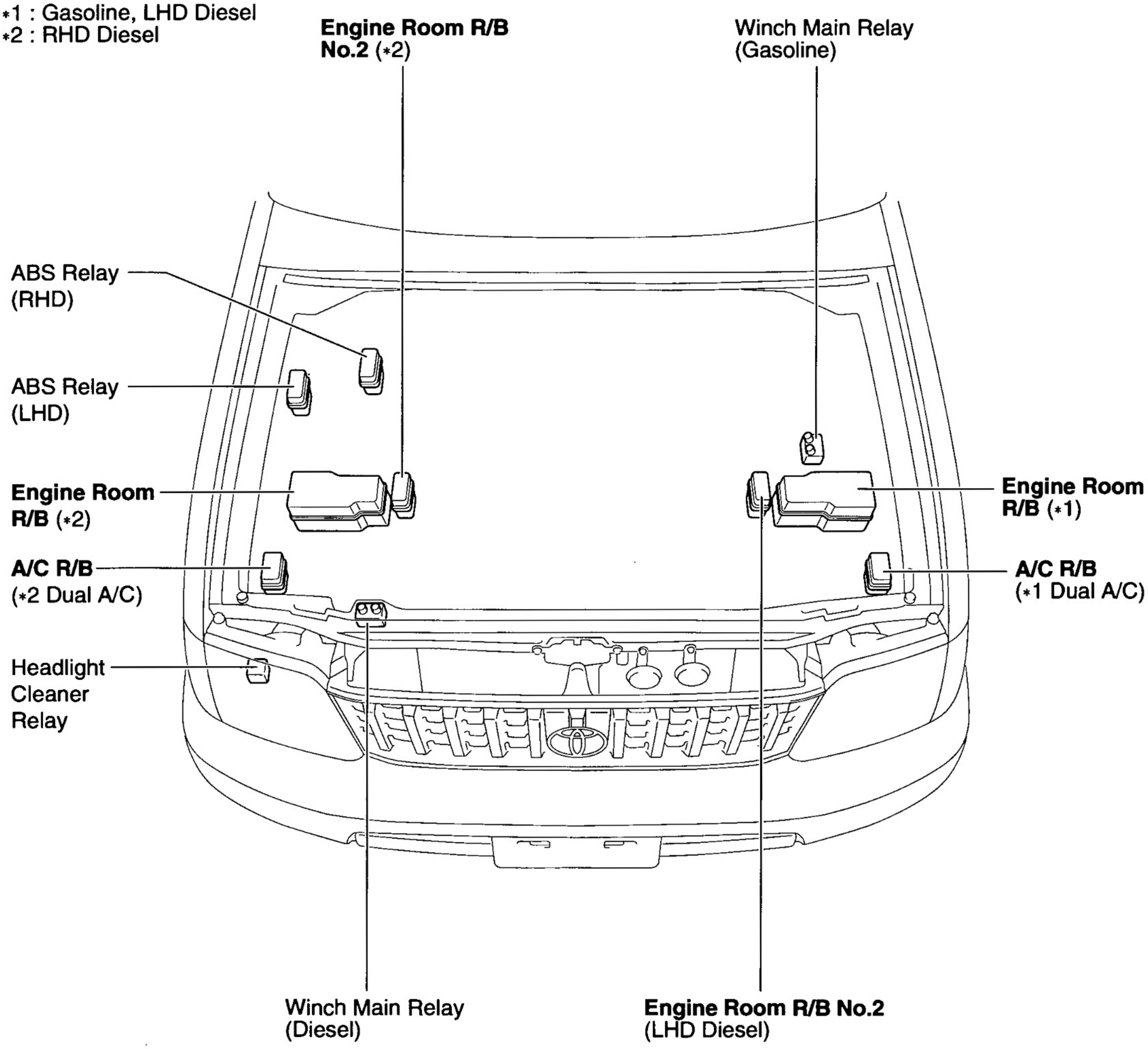

[Instrument Panel]

(LHD)

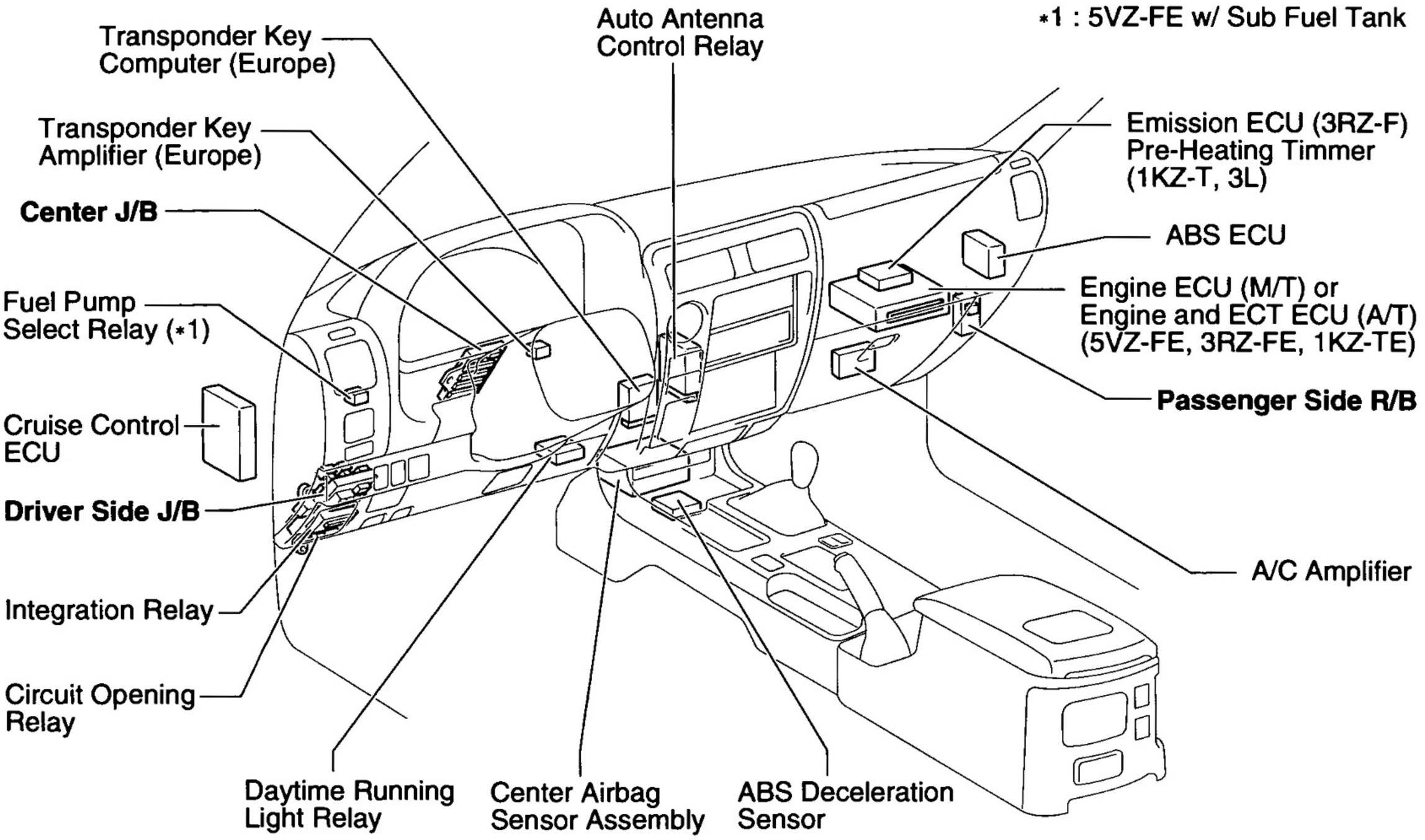

(RHD)

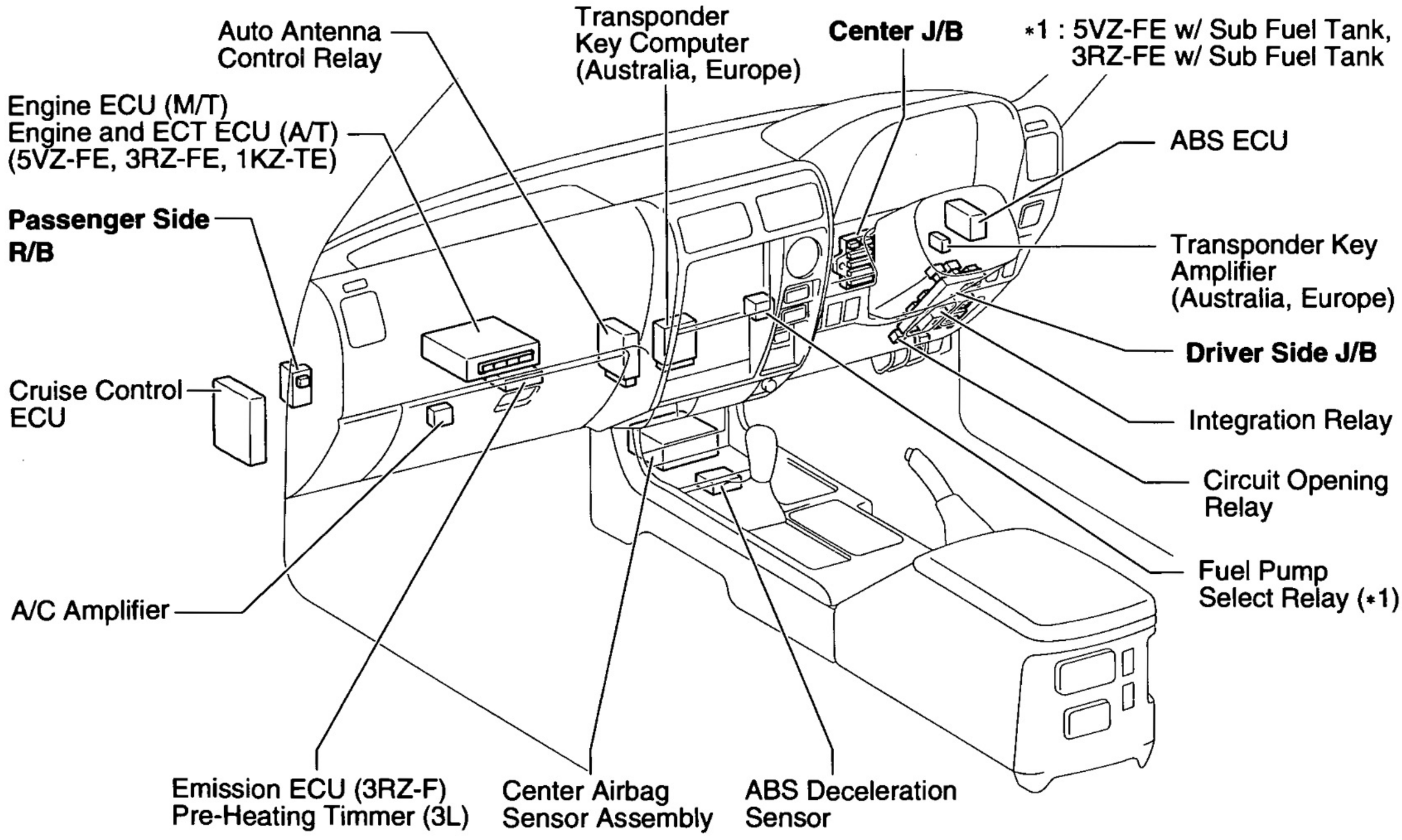

D RELAY LOCATIONS

[Body]

(5-Door)

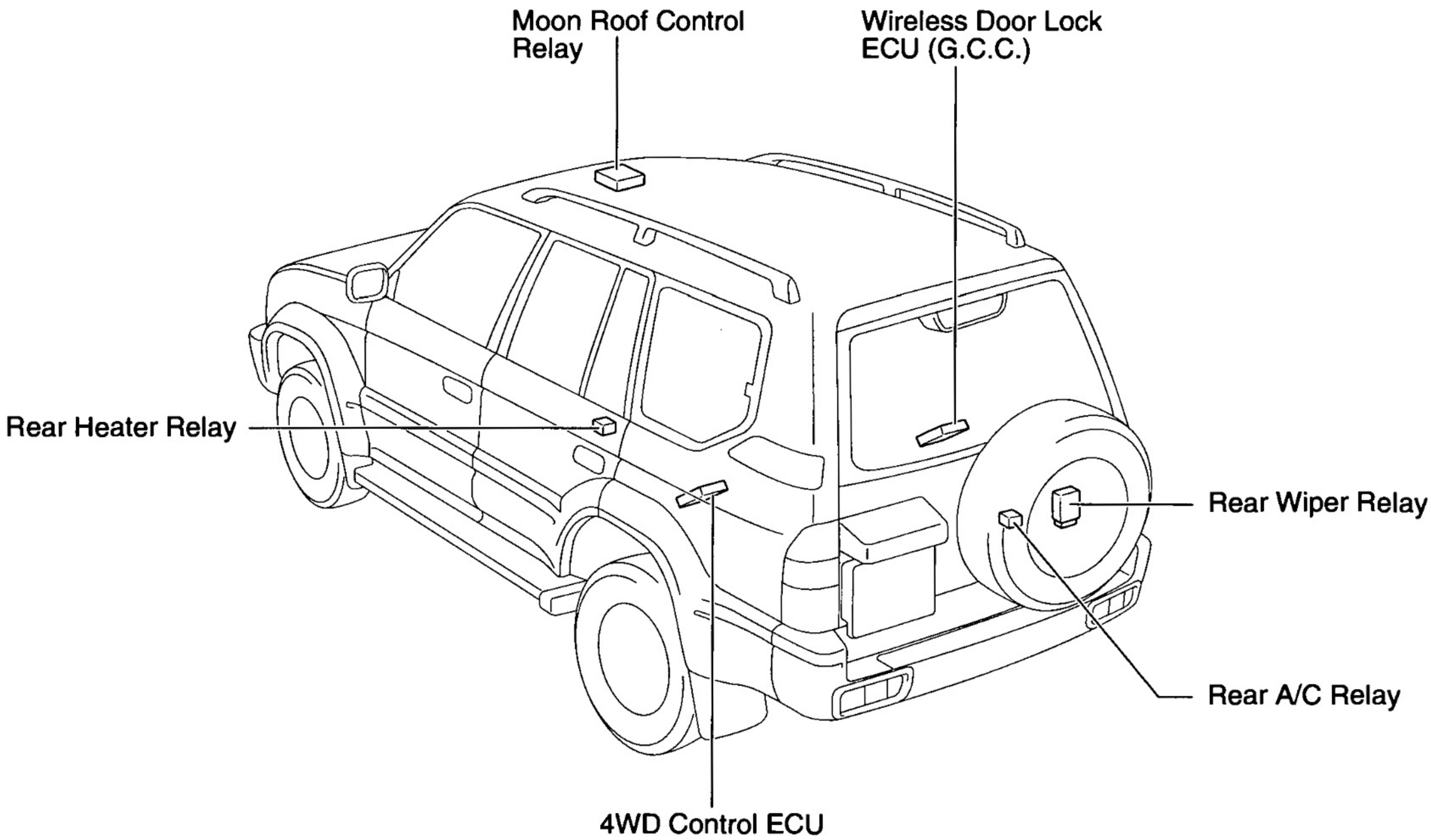

(3-Door)

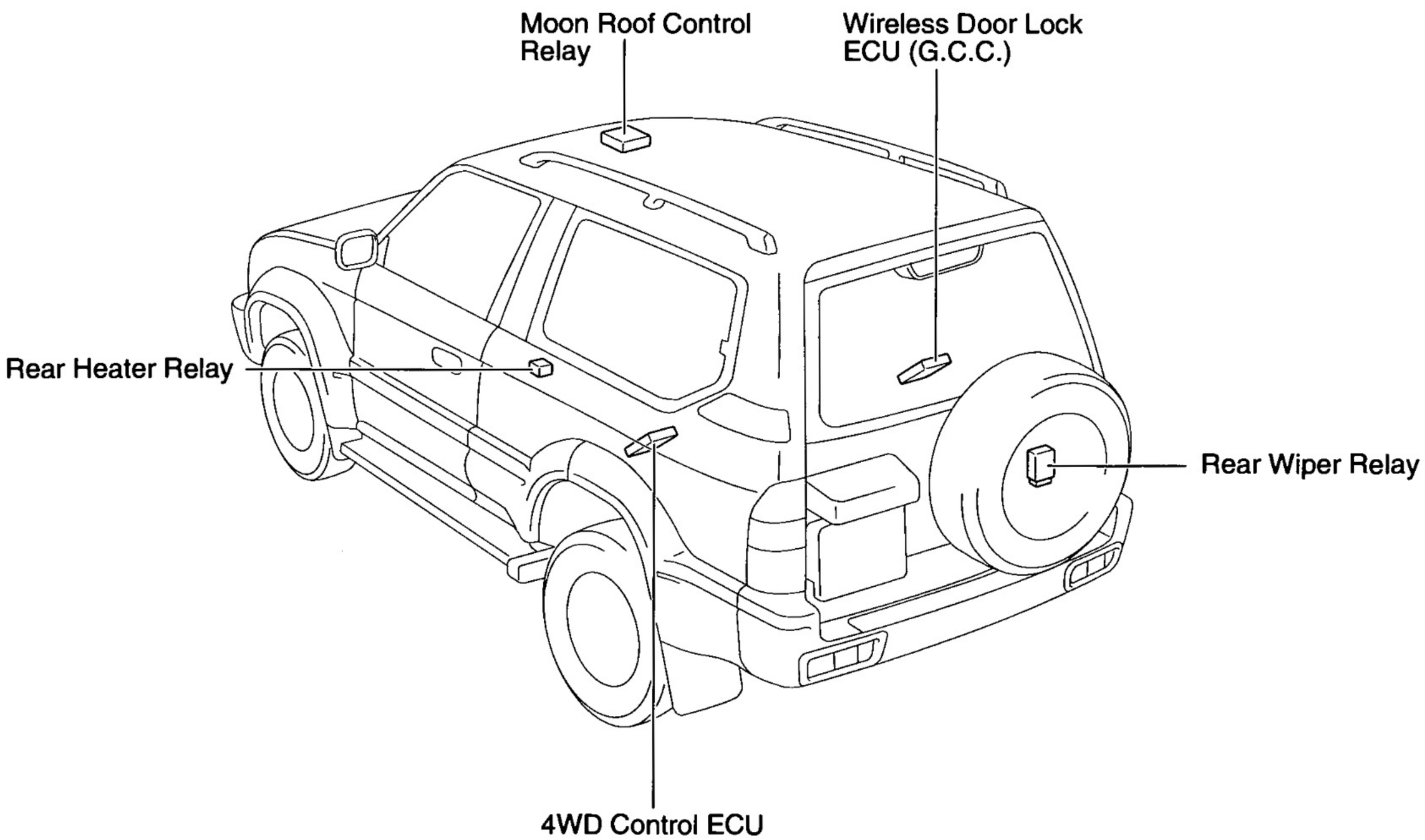

② : Engine Room R/B	Gasoline, LHD Diesel: Engine Compartment Left (See Page 28)
	RHD Diesel: Engine Compartment Right (See Page 28)

* 1 : w/ Daytime Running Light
* 2 : w/o Daytime Running Light
* 3 : 5VZ-FE, 3RZ-FE
* 4 : Except 1KZ-T, 3L
* 5 : 1KZ-T, 3L

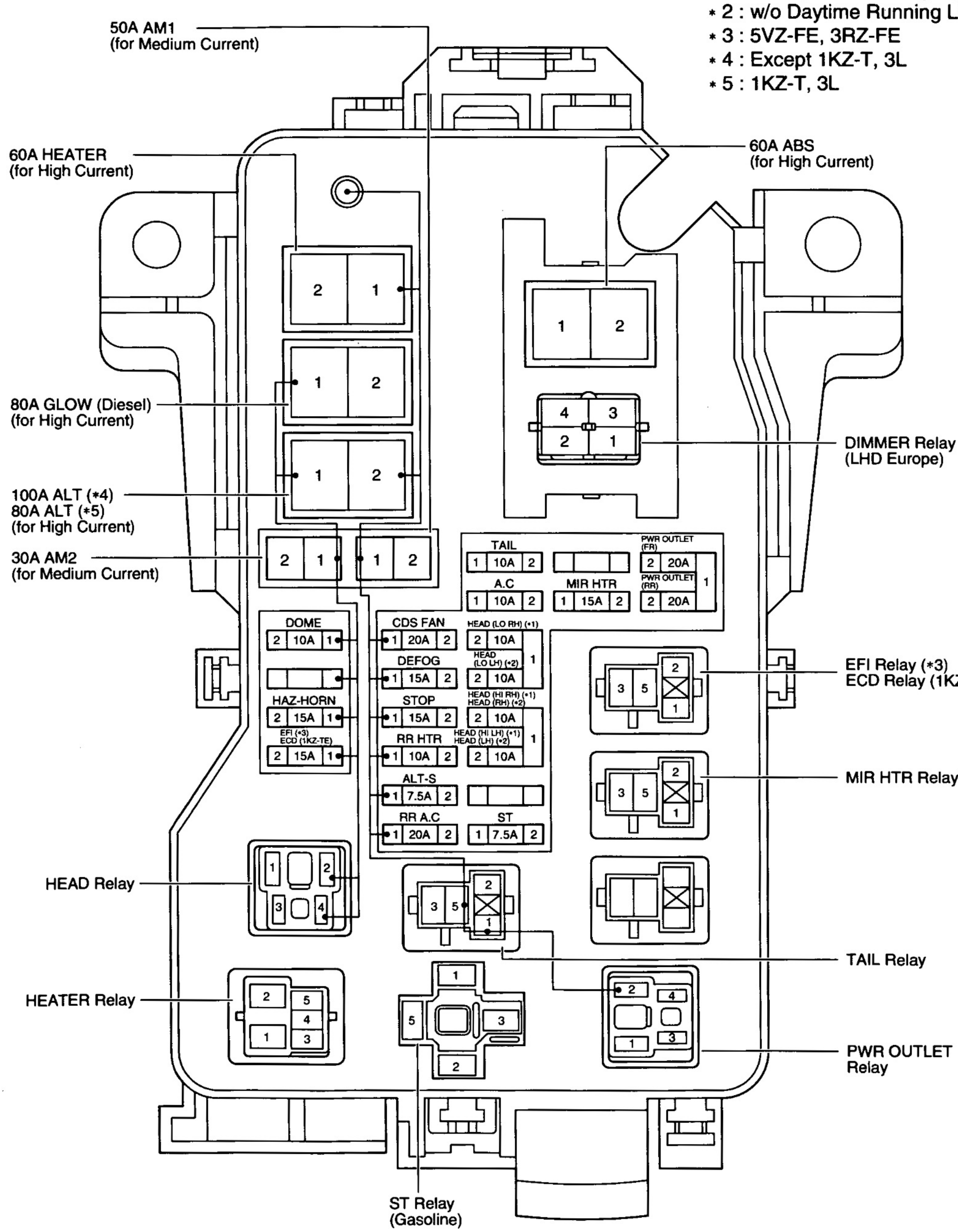

D RELAY LOCATIONS

: Driver Side J/B	Lower Finish Panel (See Page 29)

[LHD]

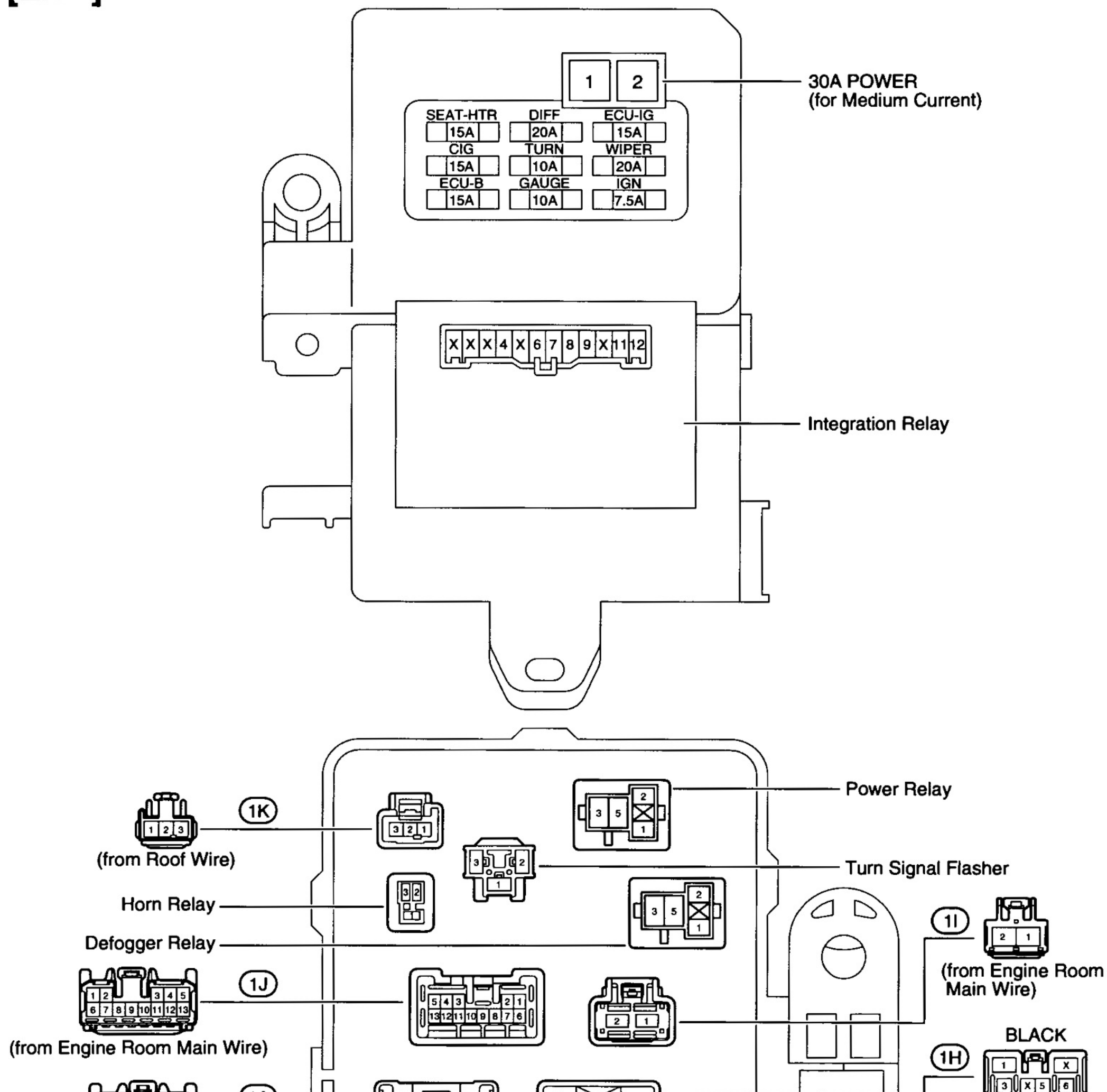

[Driver Side J/B Inner Circuit]

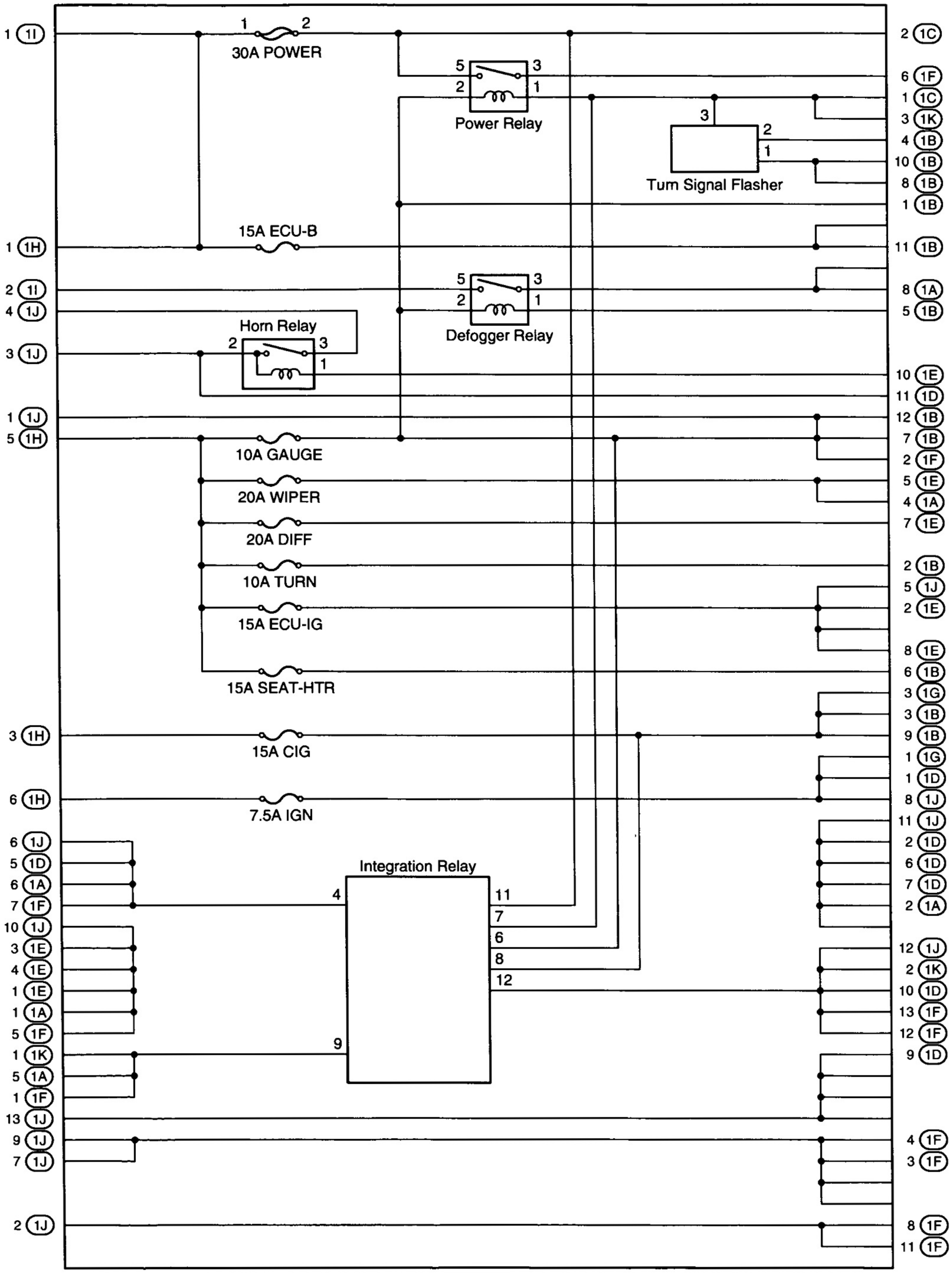

English

D RELAY LOCATIONS

: Driver Side J/B	Lower Finish Panel (See Page 29)

[RHD]

English

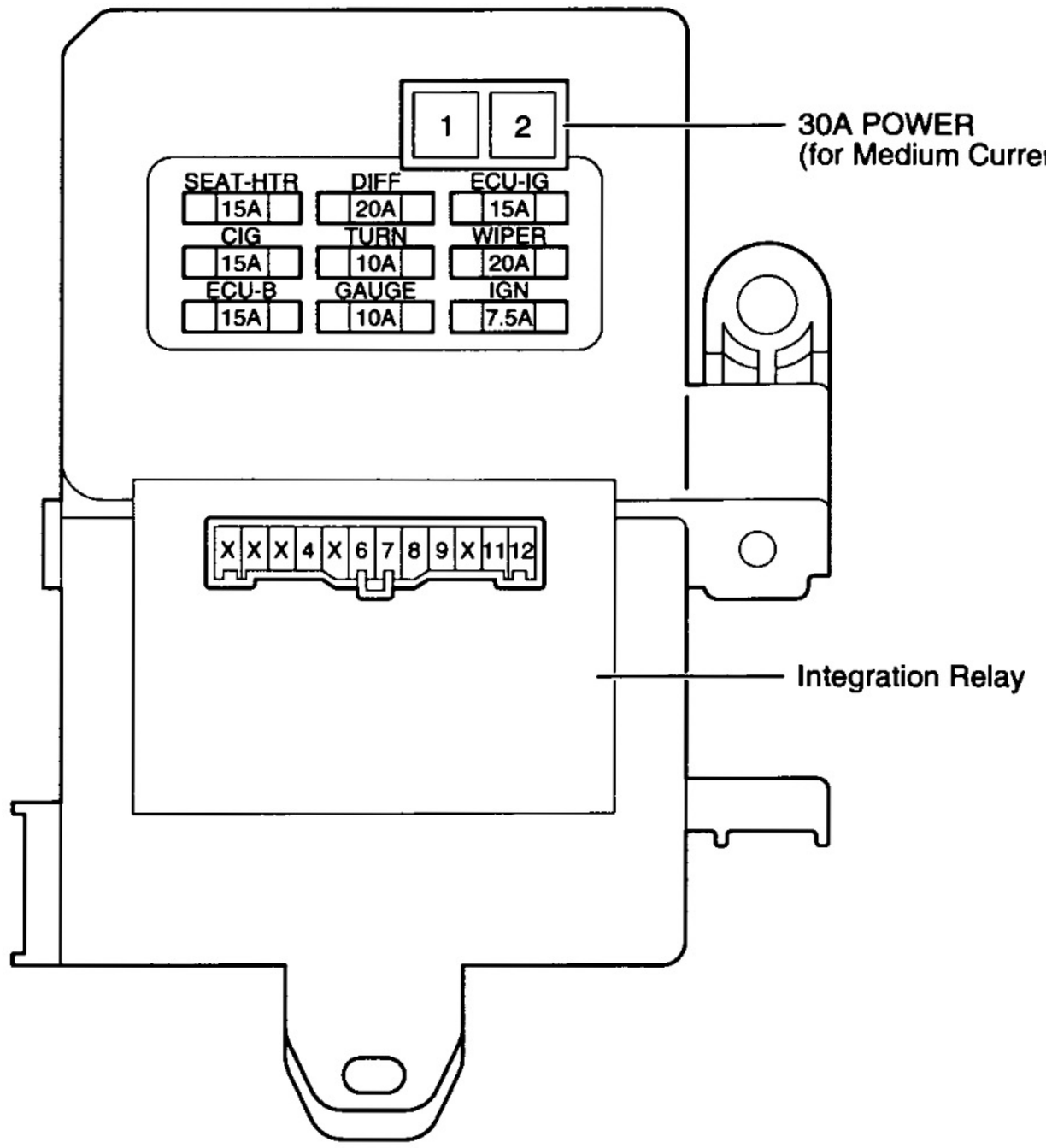

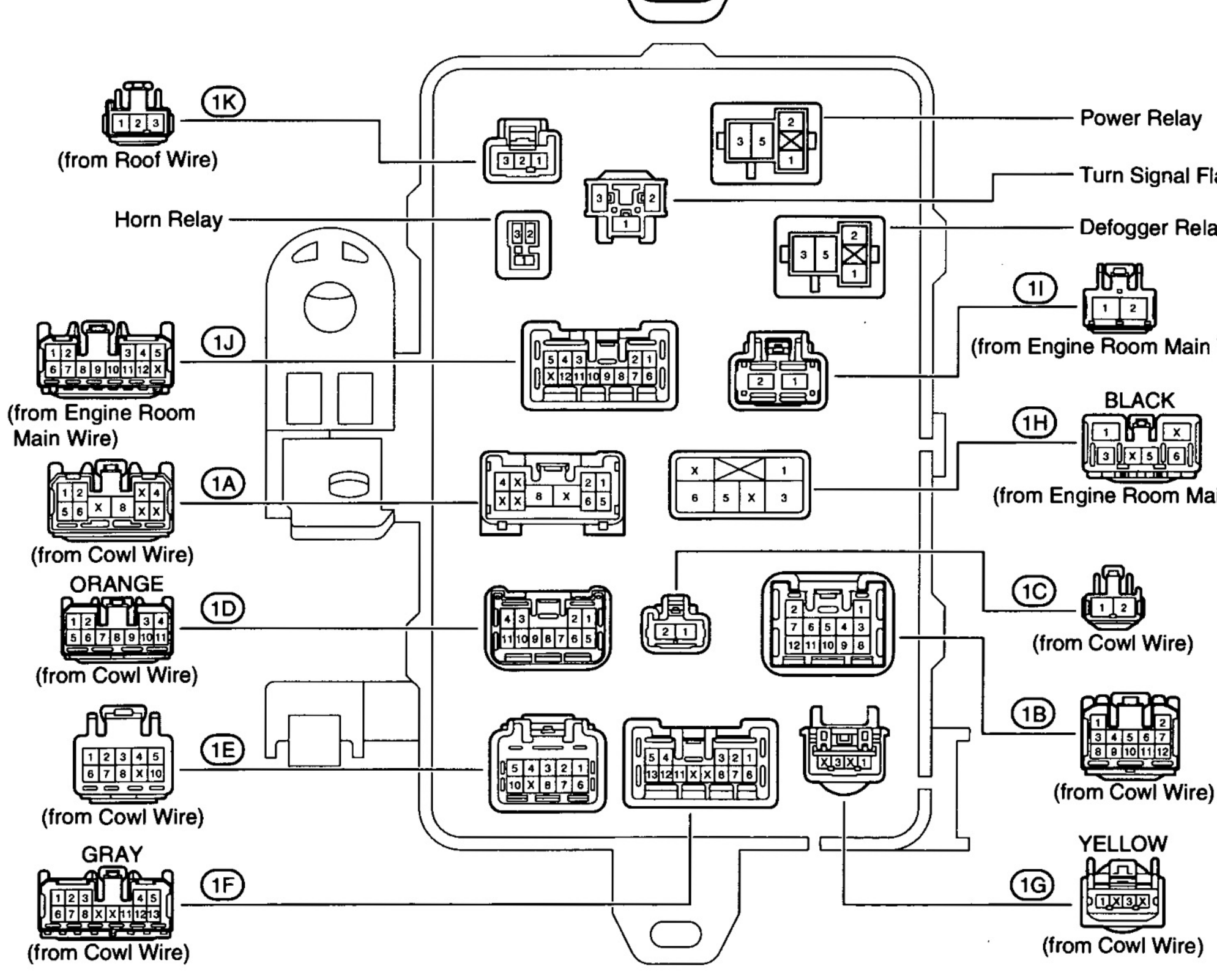

[Driver Side J/B Inner Circuit]

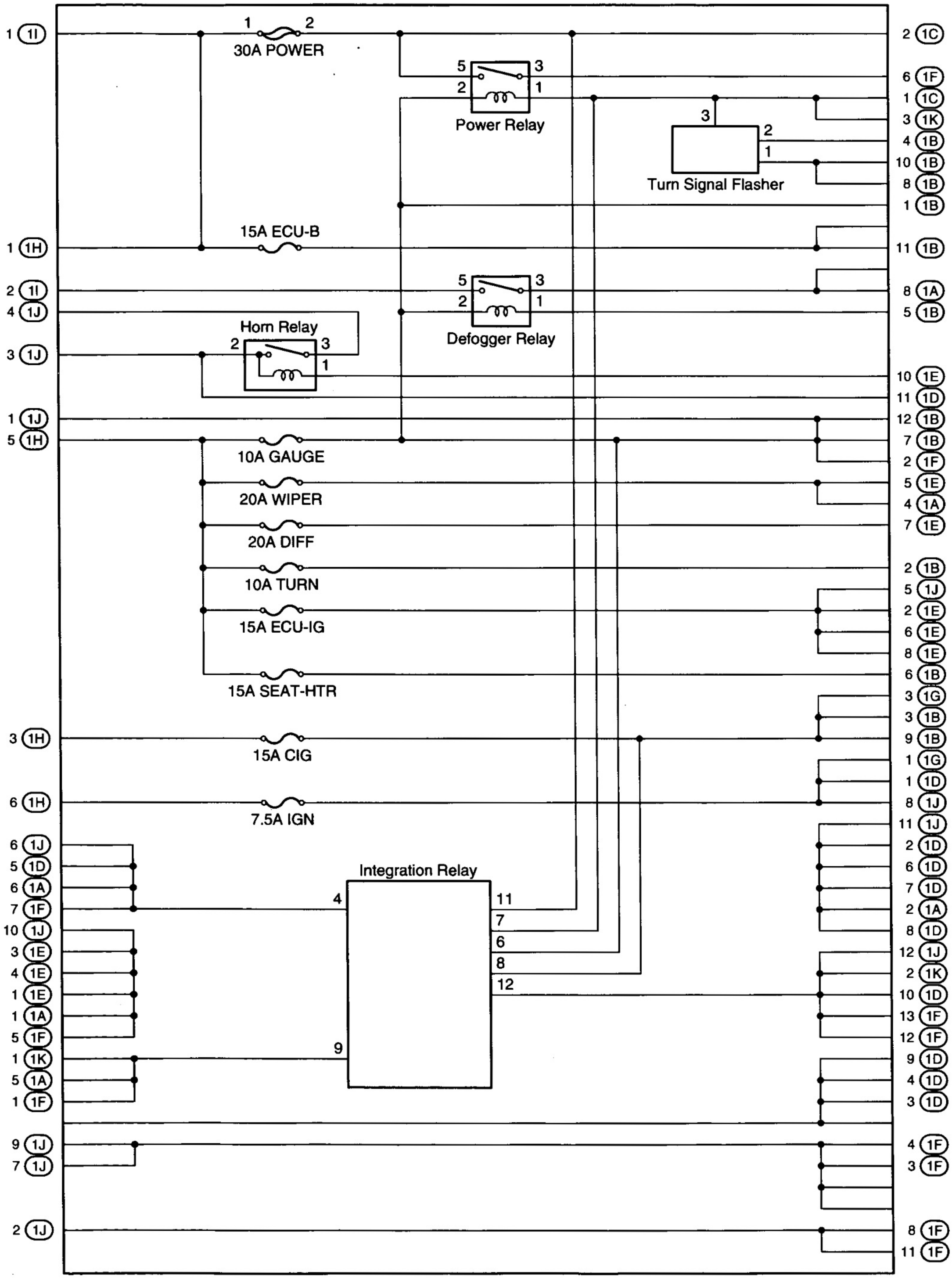

English

D RELAY LOCATIONS

: Center J/B	Near The Steering Column Tube (See Page 29)

[LHD]

English

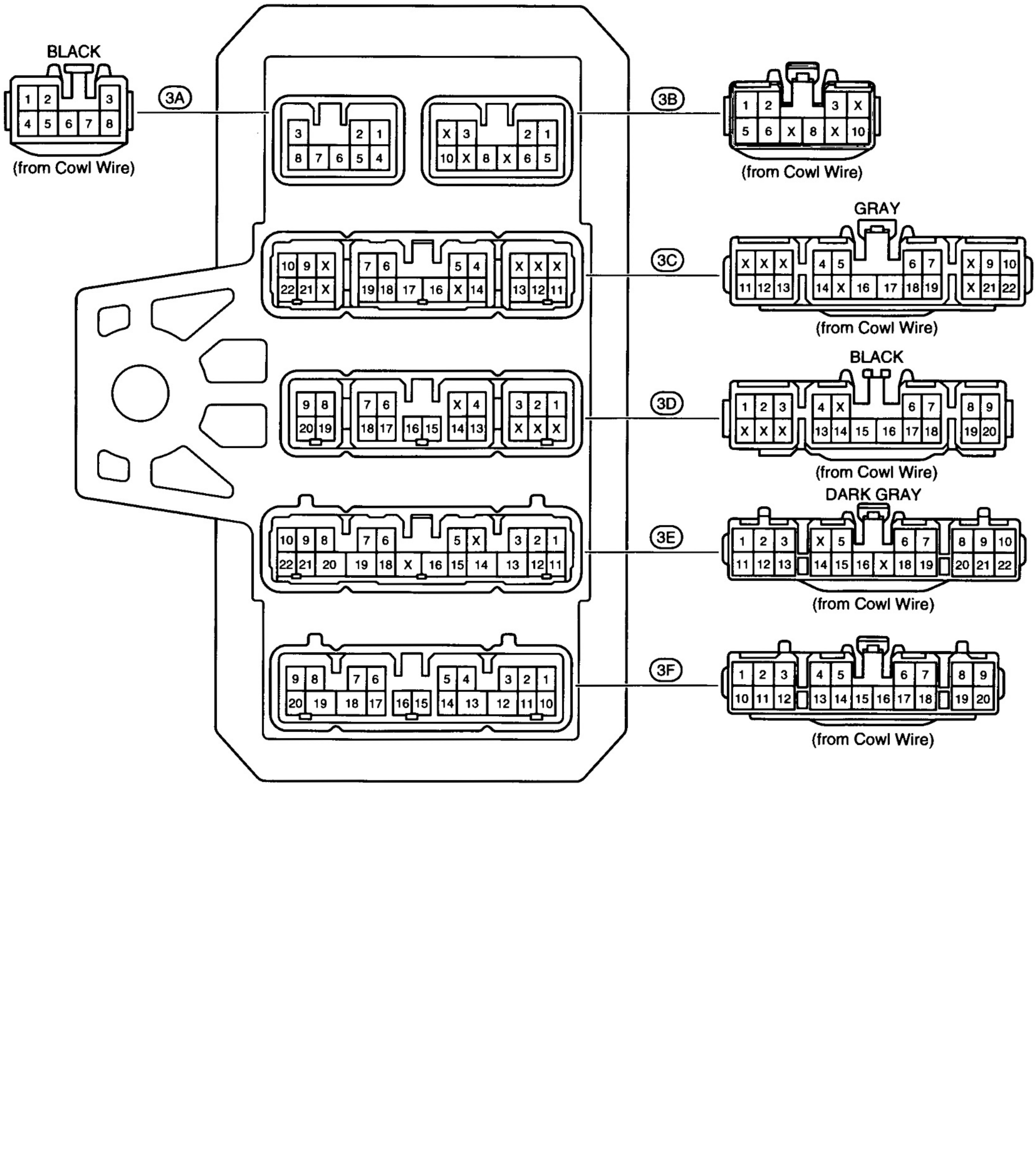

[Center J/B Inner Circuit]



English

D RELAY LOCATIONS

: Center J/B	Near The Steering Column Tube (See Page 29)

[RHD]

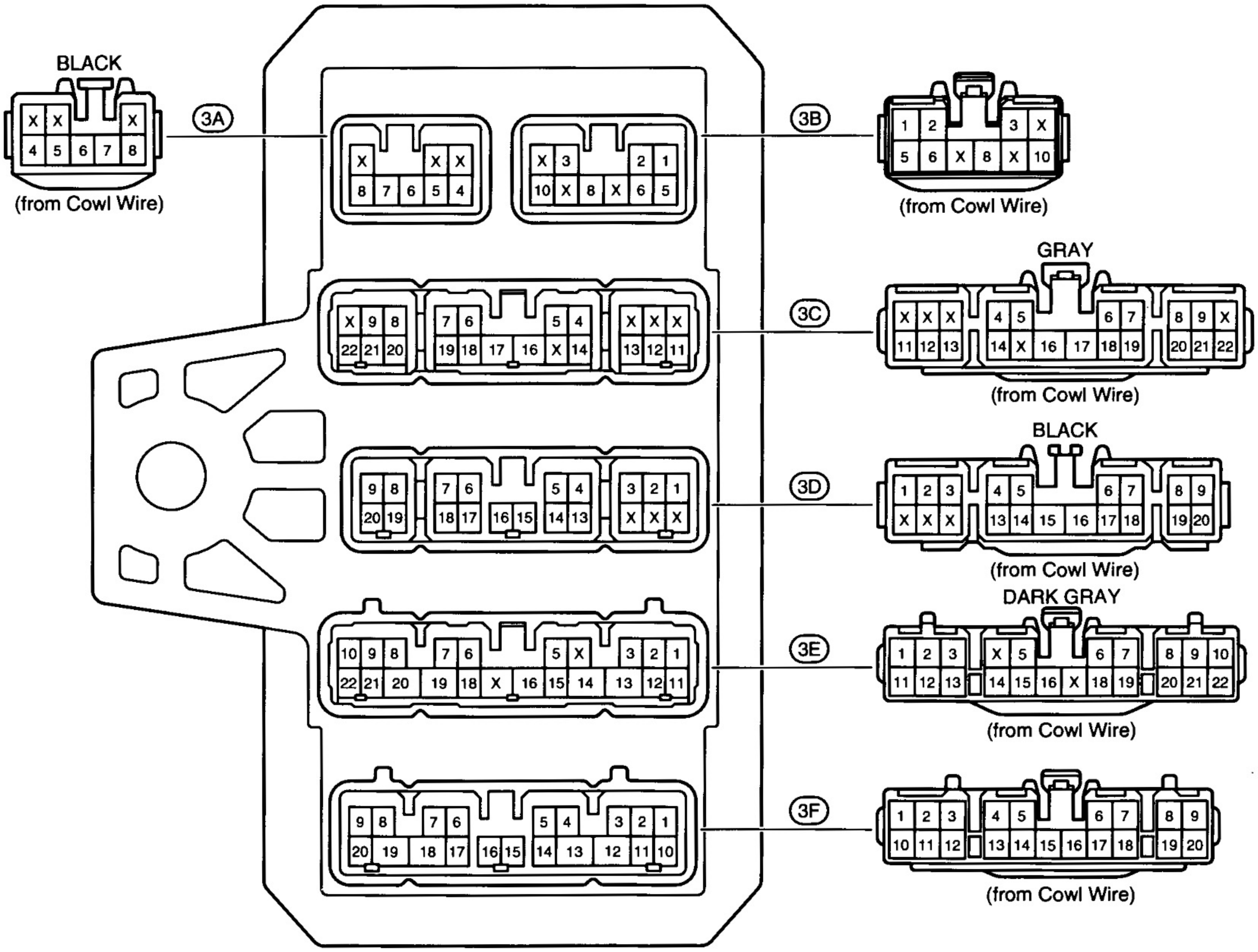

[Center J/B Inner Circuit]



D RELAY LOCATIONS

④ : Passenger Side R/B	Cowl Side Right (See Page 29)

[LHD]

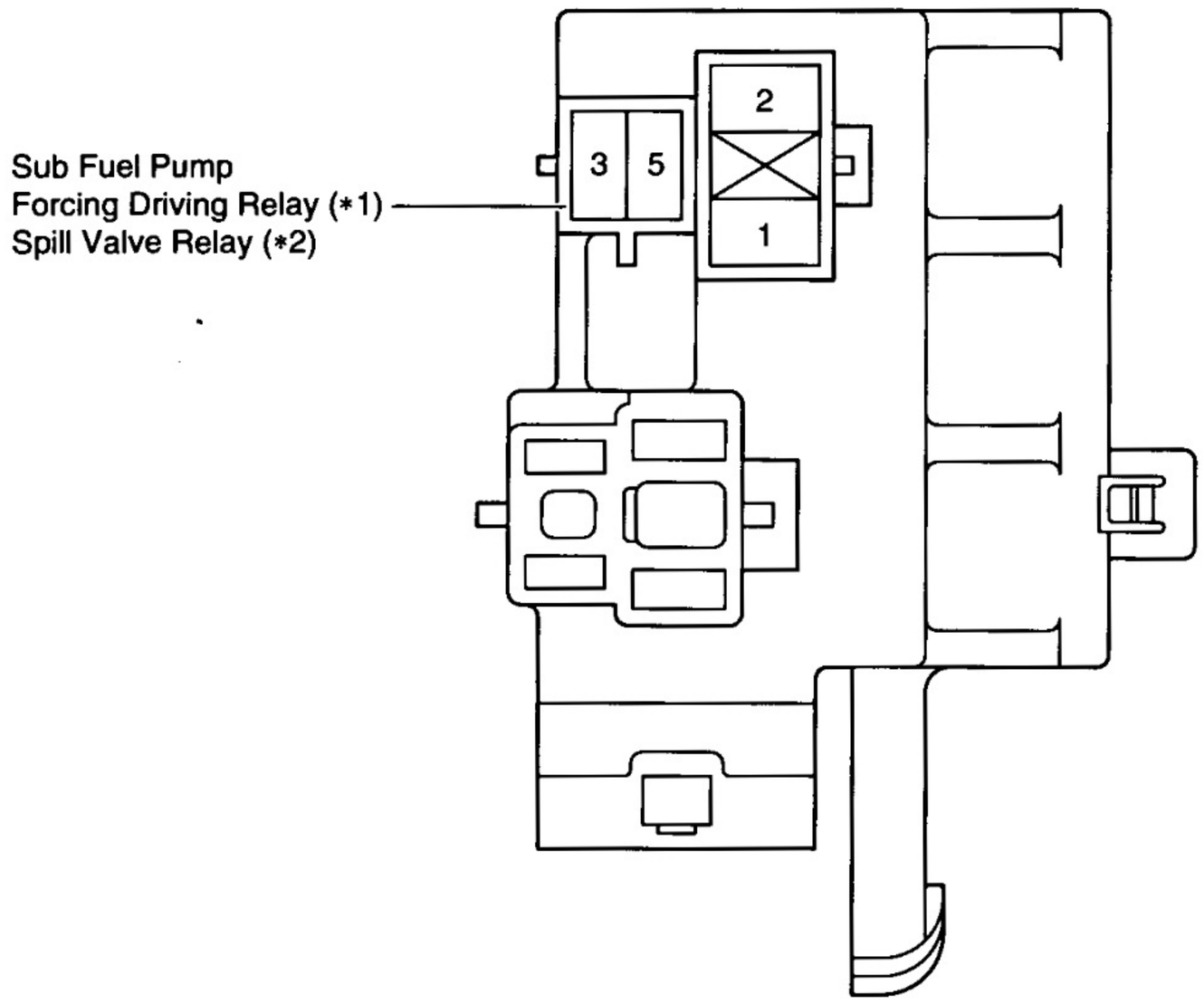

*1 : 5VZ-FE w/ Sub Fuel Tank
*2 : 1KZ-TE

④ : Passenger Side R/B	Cowl Side Left (See Page 29)

[RHD]

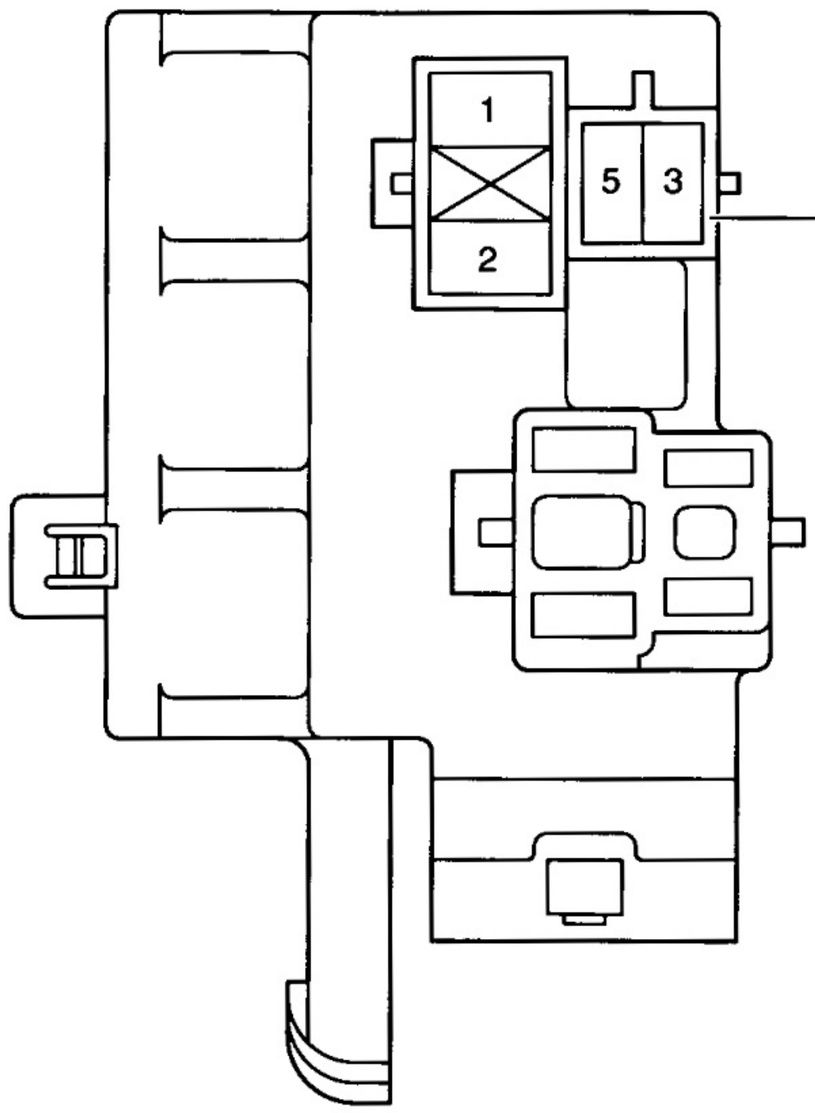

*1 : 5VZ-FE, 3RZ-FE w/ Sub Fuel Tank
*2 : 1KZ-TE

⑤ : Engine Room R/B No.2	LHD: Engine Compartment Left (See Page 28)
	RHD: Engine Compartment Right (See Page 28)

[Diesel]

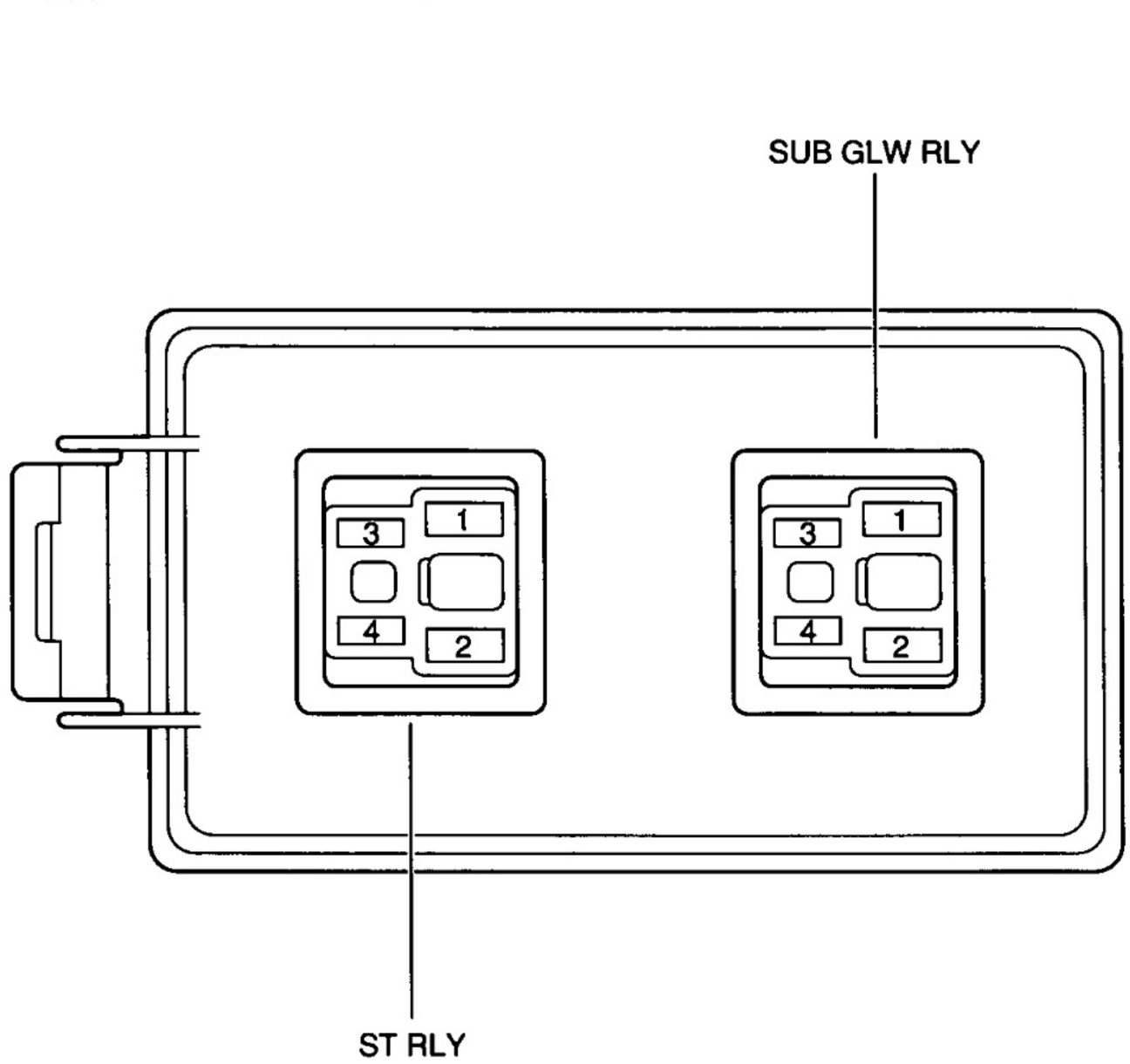

⑥ : A/C R/B	Gasoline, LHD Diesel: Engine Compartment Left (See Page 28)
	RHD Diesel: Engine Compartment Right (See Page 28)

[Dual A/C]

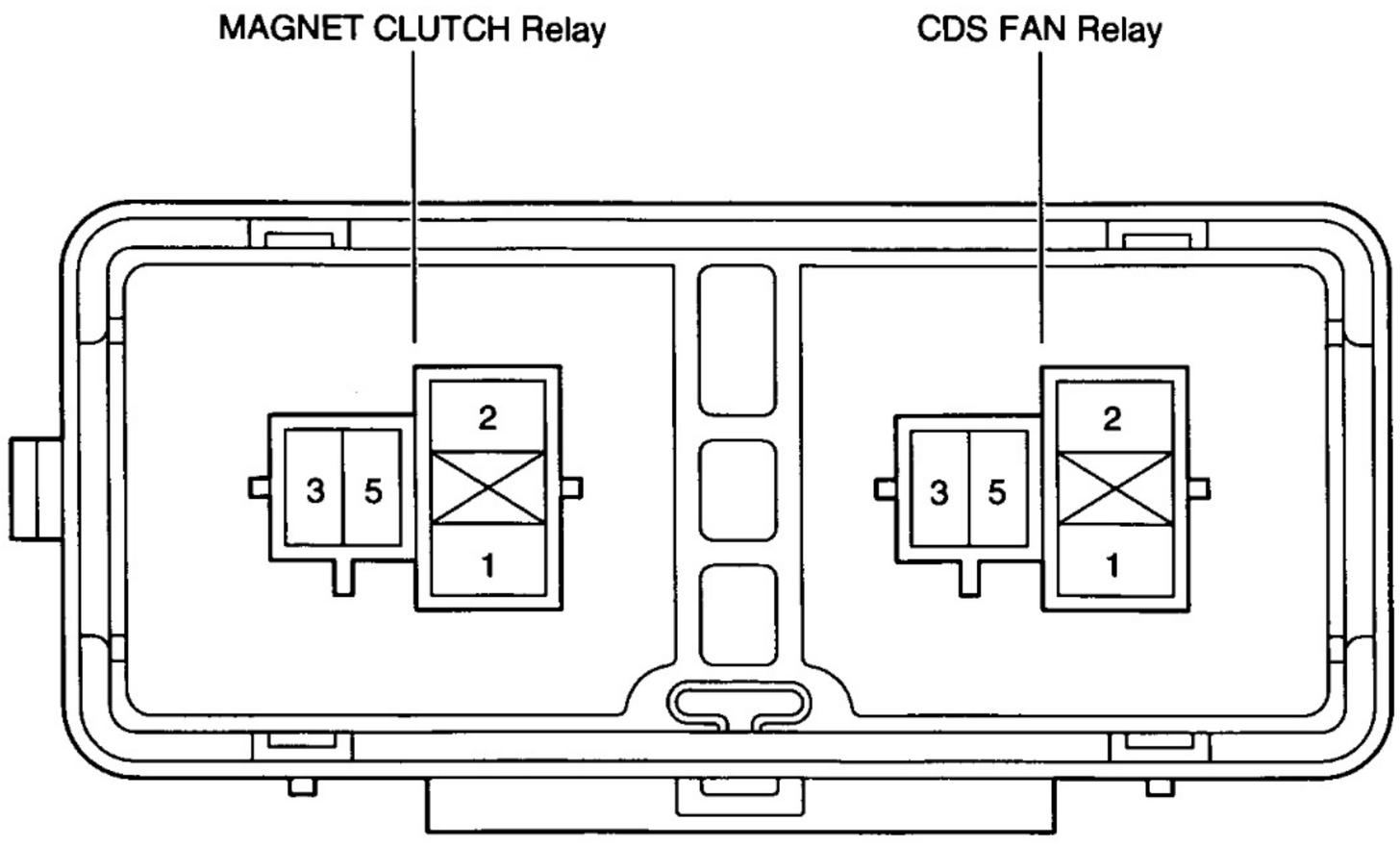

Position of Parts in Engine Compartment

[LHD : 5VZ-FE]

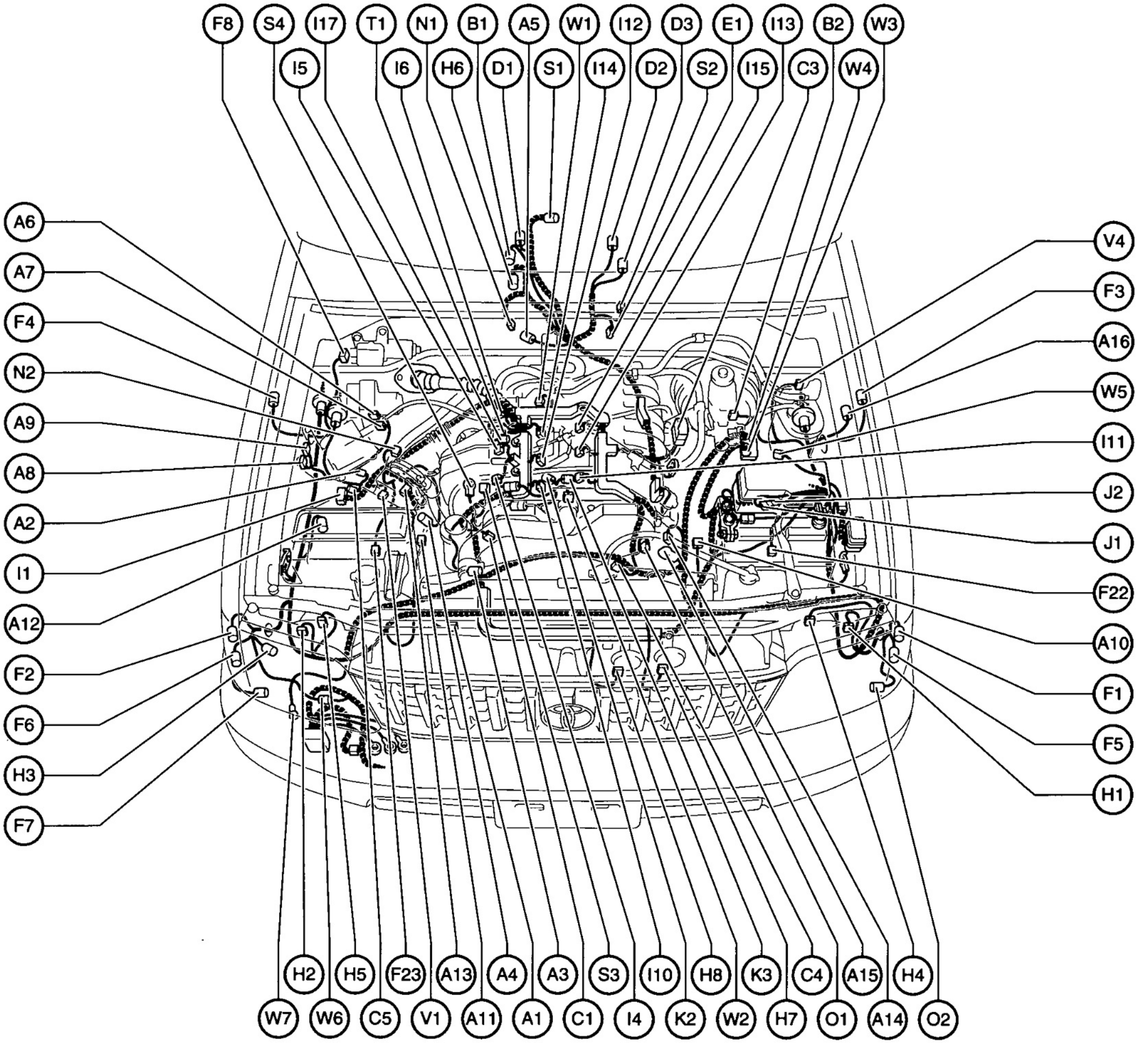

Code	English	*Français*	*Español*
A 1	A/C Condenser Fan Motor	*Moteur de ventilateur de condenseur de A/C*	*Motor del ventilador del condensador del A/C*
A 2	A/C Dual Pressure SW	*Double pressostat A/C*	*Interruptor de presión doble del A/C*
A 3	A/C Magnetic Clutch	*Accouplement magnétique de A/C*	*Embrague magnético del A/C*
A 4	A/C Triple Pressure SW (A/C Dual and Single Pressure SW)	*Triple pressostat de A/C (double pressostat et pressostat simple de A/C)*	*Interruptor de presión triple del A/C (interruptor de presión doble y sencillo del A/C)*
A 5	A/T Fluid Temp. SW	*Contacteur thermique de liquide de A/T*	*Interruptor de la temperatura del líquido de la A/T*
A 6	ABS Actuator	*Dispositif de commande de ABS*	*Actuador de ABS*
A 7	ABS Actuator	*Dispositif de commande de ABS*	*Actuador de ABS*
A 8	ABS Relay	*Relais ABS*	*Relé de ABS*

Position of Parts in Engine Compartment (Cont'd)

Code	English	*Français*	*Español*
A 9	ABS Relay	*Relais ABS*	*Relé de ABS*
A 10	ABS Speed Sensor Front LH	*Capteur de vitesse de ABS avant gauche*	*Sensor de velocidad de ABS, frontal izquierdo*
A 11	ABS Speed Sensor Front RH	*Capteur de vitesse de ABS avant droit*	*Sensor de velocidad de ABS, frontal derecho*
A 12	Air Cleaner Warning SW	*Contacteur de rappel de filtre à air*	*Interruptor de advertencia del filtro de aire*
A 13	Air Flow Meter	*Débitmètre d'air*	*Medidor de flujo de aire*
A 14	Alternator	*Alternateur*	*Alternador*
A 15	Alternator	*Alternateur*	*Alternador*
A 16	Auto Antenna Motor	*Moteur d'antenne électrique*	*Motor de la antena eléctrica*
B 1	Back-Up Light SW	*Contacteur de feux de recul*	*Interruptor de la luz de marcha atrás*
B 2	Brake Fluid Level Warning SW	*Contacteur de rappel de niveau de liquide de frein*	*Interruptor de advertencia del nivel del líquido de frenos*
C 1	Camshaft Position Sensor	*Capteur de position d'arbre à cames*	*Sensor de posición del árbol de levas*
C 3	Check Connector	*Bloc raccord de câblage de diagnostic*	*Conector de comprobación*
C 4	Crankshaft Position Sensor	*Capteur de position de vilebrequin*	*Sensor de posición del cigüeñal*
C 5	Cruise Control Actuator	*Dispositif de commande de programmateur de vitesse de croisière*	*Actuador del control de crucero*
D 1	Detection SW (Transfer 4WD Position) or (Center Diff. Lock)	*Détecteur (de position 4WD de boîte de transfert) ou (blocage de différentiel central)*	*Interruptor de detección (posición 4WD de la transferencia) o (bloqueo del diferencial central)*
D 2	Detection SW (Transfer L4 Position)	*Détecteur (de position L4 de boîte de transfert)*	*Interruptor de detección (posición L4 de la transferencia)*
D 3	Detection SW (Transfer Neutral Position)	*Détecteur (de position neutre de boîte de transfert)*	*Interruptor de detección (posición de punto muerto de la transferencia)*
E 1	ECT Solenoid	*Solénoïde de commande ECT*	*Solenoide de ECT*
F 1	Front Clearance Light LH	*Feu d'encombrement avant gauche*	*Luz de paso delantera izquierda*
F 2	Front Clearance Light RH	*Feu d'encombrement avant droit*	*Luz de paso delantera derecha*
F 3	Front Side Turn Signal Light LH	*Feu de changement de direction latéral avant gauche*	*Luz de la señal de giro lateral frontal izquierda*
F 4	Front Side Turn Signal Light RH	*Feu de changement de direction latéral avant droit*	*Luz de la señal de giro lateral frontal derecha*
F 5	Front Turn Signal Light LH	*Feu de changement de direction avant gauche*	*Luz de la señal de giro delantera izquierda*
F 6	Front Turn Signal Light RH	*Feu de changement de direction avant droit*	*Luz de la señal de giro delantera derecha*
F 7	Front Washer Motor and Headlight Cleaner Motor	*Moteur de lave-glace de pare-brise et moteur de lave-projecteur avant*	*Motor del lavador frontal y Motor del limpiador del faro*
F 8	Front Wiper Motor	*Moteur d'essuie-glace de pare-brise*	*Motor del limpiador frontal*
F 22	Front Airbag Sensor LH	*Capteur de sac gonflable avant gauche*	*Sensor del colchón de aire frontal izquierdo*
F 23	Front Airbag Sensor RH	*Capteur de sac gonflable avant droit*	*Sensor del colchón de aire frontal derecho*
H 1	Headlight Beam Level Control Actuator LH	*Dispositif de commande de réglage d'orientation de faisceau de projecteur avant gauche*	*Actuador de control del nivel del haz del faro izquierdo*
H 2	Headlight Beam Level Control Actuator RH	*Dispositif de commande de réglage d'orientation de faisceau de projecteur avant droit*	*Actuador de control del nivel del haz del faro derecho*
H 3	Headlight Cleaner Relay	*Relais de lave-projecteur avant*	*Relé del limpiador del faro*
H 4	Headlight LH	*Projecteur avant gauche*	*Faro izquierdo*
H 5	Headlight RH	*Projecteur avant droit*	*Faro derecho*
H 6	Heated Oxygen Sensor	*Capteur d'oxygène réchauffé*	*Sensor de oxígeno calentado*
H 7	Horn LH	*Avertisseur gauche*	*Bocina izquierda*
H 8	Horn RH	*Avertisseur droit*	*Bocina derecha*
I 1	Igniter	*Allumeur*	*Encendedor*
I 4	Ignition Coil No.1	*Bobine d'allumage no.1*	*Bobina de encendido N.°1*
I 5	Ignition Coil No.2	*Bobine d'allumage no.2*	*Bobina de encendido N.°2*
I 6	Ignition Coil No.3	*Bobine d'allumage no.3*	*Bobina de encendido N.°3*
I 10	Injector No.1	*Injecteur no.1*	*Inyector N.°1*
I 11	Injector No.2	*Injecteur no.2*	*Inyector N.°2*
I 12	Injector No.3	*Injecteur no.3*	*Inyector N.°3*
I 13	Injector No.4	*Injecteur no.4*	*Inyector N.°4*
I 14	Injector No.5	*Injecteur no.5*	*Inyector N.°5*
I 15	Injector No.6	*Injecteur no.6*	*Inyector N.°6*
I 17	ISC Valve	*Soupape ISC*	*Válvula de ISC*
J 1	Junction Connector	*Bloc raccord de jonction*	*Conector de enlace*
J 2	Junction Connector	*Bloc raccord de jonction*	*Conector de enlace*
K 2	Knock Sensor No.1	*Capteur de cognement moteur no.1*	*Sensor de golpeteo N.°1*
K 3	Knock Sensor No.2	*Capteur de cognement moteur no.2*	*Sensor de golpeteo N.°2*
N 1	Neutral Start SW, Back-Up Light SW and A/T Indicator SW	*Contacteur de démarrage au point mort, contacteur de feux de recul et témoin de A/T*	*Interruptor de arranque en punto muerto, interruptor de las luces de marcha atrás e interruptor de indicador de A/T*
N 2	Noise Filter (Ignition)	*Filtre antiparasites (allumage)*	*Filtro de ruido (encendido)*
O 1	Oil Pressure SW	*Manocontact de pression d'huile*	*Interruptor de presión de aceite*
O 2	Outer Ambient Temp. Sensor	*Capteur de température ambiante extérieure*	*Sensor de la temperatura ambiente exterior*
S 1	Speed Sensor (Combination Meter)	*Capteur de vitesse (combiné de bord)*	*Sensor de velocidad (medidor de combinación)*
S 2	Speed Sensor (ECT)	*Capteur de vitesse (ECT)*	*Sensor de velocidad (ECT)*
S 3	Starter	*Démarreur*	*Arrancador*
S 4	Starter	*Démarreur*	*Arrancador*
T 1	Throttle Position Sensor	*Capteur de position de papillon d'accélération*	*Sensor de posición del acelerador*
V 1	Variable Resistor	*Résistance variable*	*Resistor variable*
V 4	VSV (EVAP)	*VSV (EVAP)*	*VSV (EVAP)*
W 1	Water Temp. Sender	*Jauge émettrice de température d'eau*	*Emisor de la temperatura del agua*
W 2	Water Temp. Sensor	*Capteur de température d'eau*	*Sensor de la temperatura del agua*
W 3	Winch Main Relay	*Relais principal de treuil*	*Relé principal de la grúa*
W 4	Winch Main Relay	*Relais principal de treuil*	*Relé principal de la grúa*
W 5	Winch Main Relay	*Relais principal de treuil*	*Relé principal de la grúa*
W 6	Winch Motor and Control SW	*Moteur de treuil et commutateur de commande*	*Motor de la grúa e interruptor de control*
W 7	Winch Motor and Control SW	*Moteur de treuil et commutateur de commande*	*Motor de la grúa e interruptor de control*

Position of Parts in Engine Compartment

[LHD : 5VZ-FE]

English

Deutsch

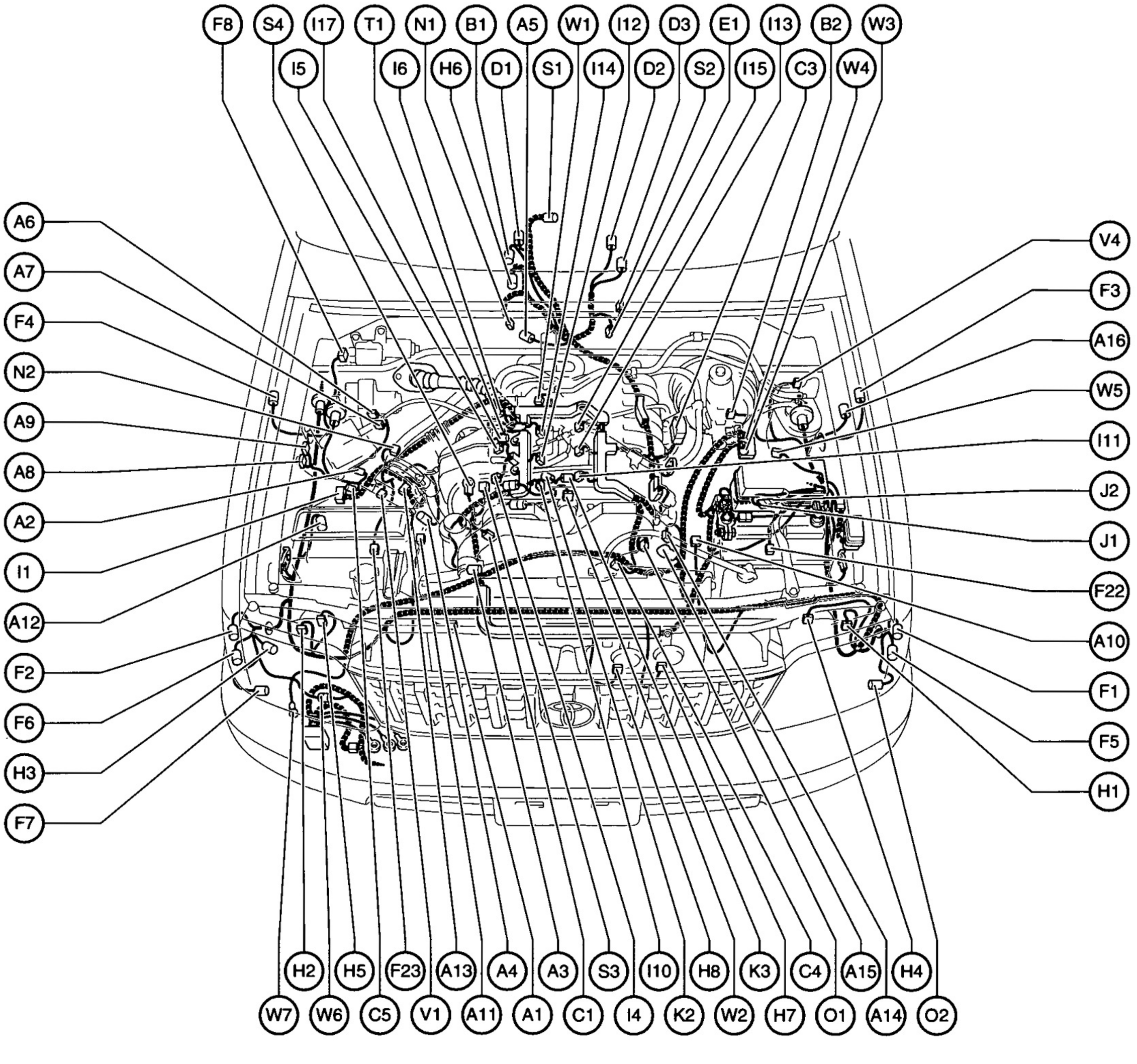

Code	English	Deutsch
A 1	A/C Condenser Fan Motor	A/C-Kondensatorlüftermotor
A 2	A/C Dual Pressure SW	A/C-Doppeldruckschalter
A 3	A/C Magnetic Clutch	A/C-Magnetkupplung
A 4	A/C Triple Pressure SW (A/C Dual and Single Pressure SW)	A/C-Dreifachdruckschalter (A/C-Doppel- und Einfachdruckschalter)
A 5	A/T Fluid Temp. SW	A/T-Öltemeraturschalter
A 6	ABS Actuator	ABS-Stellglied
A 7	ABS Actuator	ABS-Stellglied
A 8	ABS Relay	ABS-Relais
A 9	ABS Relay	ABS-Relais
A 10	ABS Speed Sensor Front LH	ABS-Raddrehzahlsensor, vorne, links
A 11	ABS Speed Sensor Front RH	ABS-Raddrehzahlsensor, vorne, rechts
A 12	Air Cleaner Warning SW	Luftfilterwarnschalter
A 13	Air Flow Meter	Luftmengenmesser

Position of Parts in Engine Compartment (Cont'd)

Code	English	Deutsch
A 14	Alternator	Generator
A 15	Alternator	Generator
A 16	Auto Antenna Motor	Antennenmotor
B 1	Back-Up Light SW	Rückfahrscheinwerferschalter
B 2	Brake Fluid Level Warning SW	Bremsflüssigkeitswarnschalter
C 1	Camshaft Position Sensor	Nockenwellenpositionssensor
C 3	Check Connector	Prüfstecker
C 4	Crankshaft Position Sensor	Kurbelwellenpositionssensor
C 5	Cruise Control Actuator	Konstanthalterstellglied
D 1	Detection SW (Transfer 4WD Position) or (Center Diff. Lock)	Abtastschalter (4WD-Verteilergetriebeposition) oder (mittlere Differentialsperre)
D 2	Detection SW (Transfer L4 Position)	Abtastschalter (L4-Verteilergetriebeposition)
D 3	Detection SW (Transfer Neutral Position)	Abtastschalter (Verteilergetriebeneutralposition)
E 1	ECT Solenoid	ECT-Magnet
F 1	Front Clearance Light LH	vordere Begrenzungsleuchte, links
F 2	Front Clearance Light RH	vordere Begrenzungsleuchte, rechts
F 3	Front Side Turn Signal Light LH	seitliche Blinkleuchte, links
F 4	Front Side Turn Signal Light RH	seitliche Blinkleuchte, rechts
F 5	Front Turn Signal Light LH	vordere Blinkleuchte, links
F 6	Front Turn Signal Light RH	vordere Blinkleuchte, rechts
F 7	Front Washer Motor and Headlight Cleaner Motor	Waschermotor und Scheinwerferwaschermotor
F 8	Front Wiper Motor	Windschutzscheibenwischermotor
F 22	Front Airbag Sensor LH	vorderer Airbagsensor, links
F 23	Front Airbag Sensor RH	vorderer Airbagsensor, rechts
H 1	Headlight Beam Level Control Actuator LH	Leuchtweitenstellglied, links
H 2	Headlight Beam Level Control Actuator RH	Leuchtweitenstellglied, rechts
H 3	Headlight Cleaner Relay	Scheinwerferwascherrelais
H 4	Headlight LH	Scheinwerfer, links
H 5	Headlight RH	Scheinwerfer, rechts
H 6	Heated Oxygen Sensor	beheizte Lambdasonde
H 7	Horn LH	Hupe, links
H 8	Horn RH	Hupe, rechts
I 1	Igniter	Schaltgerät
I 4	Ignition Coil No.1	Zündspule Nr.1
I 5	Ignition Coil No.2	Zündspule Nr.2
I 6	Ignition Coil No.3	Zündspule Nr.3
I 10	Injector No.1	Einspritzventil Nr.1
I 11	Injector No.2	Einspritzventil Nr.2
I 12	Injector No.3	Einspritzventil Nr.3
I 13	Injector No.4	Einspritzventil Nr.4
I 14	Injector No.5	Einspritzventil Nr.5
I 15	Injector No.6	Einspritzventil Nr.6
I 17	ISC Valve	ISC-Ventil
J 1	Junction Connector	Verbindungsstecker
J 2	Junction Connector	Verbindungsstecker
K 2	Knock Sensor No.1	Klopfsensor Nr.1
K 3	Knock Sensor No.2	Klopfsensor Nr.2
N 1	Neutral Start SW, Back-Up Light SW and A/T Indicator SW	Neutralstart-, Rückfahrscheinwerfer- und AT-Anzeigenschalter
N 2	Noise Filter (Ignition)	Störschutzfilter (Zündung)
O 1	Oil Pressure SW	Öldruckschalter
O 2	Outer Ambient Temp. Sensor	Außentemperatursensor
S 1	Speed Sensor (Combination Meter)	Geschwindigkeitssensor (Kombiinstrument)
S 2	Speed Sensor (ECT)	Geschwindigkeitssensor (ECT)
S 3	Starter	Anlasser
S 4	Starter	Anlasser
T 1	Throttle Position Sensor	Drosselklappenpositionssensor
V 1	Variable Resistor	Regelwiderstand
V 4	VSV (EVAP)	VSV (EVAP)
W 1	Water Temp. Sender	Kühlmitteltemperaturgeber
W 2	Water Temp. Sensor	Kühlmitteltemperatursensor
W 3	Winch Main Relay	Windenhauptrelais
W 4	Winch Main Relay	Windenhauptrelais
W 5	Winch Main Relay	Windenhauptrelais
W 6	Winch Motor and Control SW	Windenmotor und Steuerschalter
W 7	Winch Motor and Control SW	Windenmotor und Steuerschalter

Position of Parts in Engine Compartment

[LHD : 3RZ-FE]

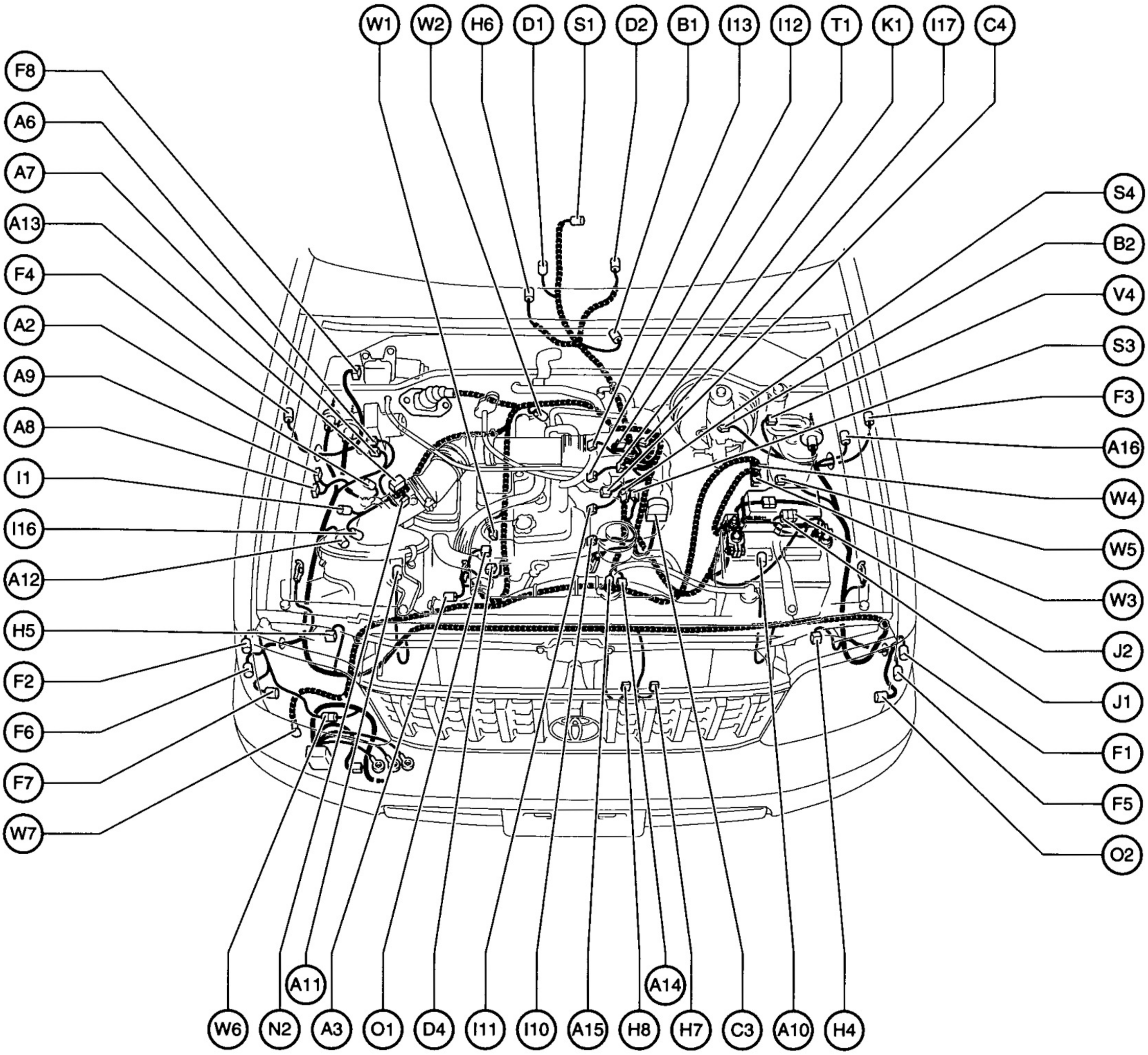

Position of Parts in Engine Compartment

Code	English	*Français*	*Español*
A 2	A/C Dual Pressure SW	*Double pressostat A/C*	*Interruptor de presión doble del A/C*
A 3	A/C Magnetic Clutch	*Accouplement magnétique de A/C*	*Embrague magnético del A/C*
A 6	ABS Actuator	*Dispositif de commande de ABS*	*Actuador de ABS*
A 7	ABS Actuator	*Dispositif de commande de ABS*	*Actuador de ABS*
A 8	ABS Relay	*Relais ABS*	*Relé de ABS*
A 9	ABS Relay	*Relais ABS*	*Relé de ABS*
A 10	ABS Speed Sensor Front LH	*Capteur de vitesse de ABS avant gauche*	*Sensor de velocidad de ABS, frontal izquierdo*
A 11	ABS Speed Sensor Front RH	*Capteur de vitesse de ABS avant droit*	*Sensor de velocidad de ABS, frontal derecho*
A 12	Air Cleaner Warning SW	*Contacteur de rappel de filtre à air*	*Interruptor de advertencia del filtro de aire*
A 13	Air Flow Meter	*Débitmètre d'air*	*Medidor de flujo de aire*
A 14	Alternator	*Alternateur*	*Alternador*
A 15	Alternator	*Alternateur*	*Alternador*
A 16	Auto Antenna Motor	*Moteur d'antenne électrique*	*Motor de la antena eléctrica*
B 1	Back-Up Light SW	*Contacteur de feux de recul*	*Interruptor de la luz de marcha atrás*
B 2	Brake Fluid Level Warning SW	*Contacteur de rappel de niveau de liquide de frein*	*Interruptor de advertencia del nivel del líquido de frenos*
C 3	Check Connector	*Bloc raccord de câblage de diagnostic*	*Conector de comprobación*
C 4	Crankshaft Position Sensor	*Capteur de position de vilebrequin*	*Sensor de posición del cigüeñal*
D 1	Detection SW (Transfer 4WD Position) or (Center Diff. Lock)	*Détecteur (de position 4WD de boîte de transfert) ou (blocage de différentiel central)*	*Interruptor de detección (posición 4WD de la transferencia) o (bloqueo del diferencial central)*
D 2	Detection SW (Transfer L4 Position)	*Détecteur (de position L4 de boîte de transfert)*	*Interruptor de detección (posición L4 de la transferencia)*
D 4	Distributor	*Distributeur*	*Distribuidor*
F 1	Front Clearance Light LH	*Feu d'encombrement avant gauche*	*Luz de paso delantera izquierda*
F 2	Front Clearance Light RH	*Feu d'encombrement avant droit*	*Luz de paso delantera derecha*
F 3	Front Side Turn Signal Light LH	*Feu de changement de direction latéral avant gauche*	*Luz de la señal de giro lateral frontal izquierda*
F 4	Front Side Turn Signal Light RH	*Feu de changement de direction latéral avant droit*	*Luz de la señal de giro lateral frontal derecha*
F 5	Front Turn Signal Light LH	*Feu de changement de direction avant gauche*	*Luz de la señal de giro delantera izquierda*
F 6	Front Turn Signal Light RH	*Feu de changement de direction avant droit*	*Luz de la señal de giro delantera derecha*
F 7	Front Washer Motor and Headlight Cleaner Motor	*Moteur de lave-glace de pare-brise et moteur de lave-projecteur avant*	*Motor del lavador frontal y Motor del limpiador del faro*
F 8	Front Wiper Motor	*Moteur d'essuie-glace de pare-brise*	*Motor del limpiador frontal*
H 4	Headlight LH	*Projecteur avant gauche*	*Faro izquierdo*
H 5	Headlight RH	*Projecteur avant droit*	*Faro derecho*
H 6	Heated Oxygen Sensor	*Capteur d'oxygène réchauffé*	*Sensor de oxígeno calentado*
H 7	Horn LH	*Avertisseur gauche*	*Bocina izquierda*
H 8	Horn RH	*Avertisseur droit*	*Bocina derecha*
I 1	Igniter	*Allumeur*	*Encendedor*
I 10	Injector No.1	*Injecteur no.1*	*Inyector N.° 1*
I 11	Injector No.2	*Injecteur no.2*	*Inyector N.° 2*
I 12	Injector No.3	*Injecteur no.3*	*Inyector N.° 3*
I 13	Injector No.4	*Injecteur no.4*	*Inyector N.° 4*
I 16	Intake Air Temp. Sensor	*Capteur de température d'air d'admission*	*Sensor de la temperatura del aire de admisión*
I 17	ISC Valve	*Soupape ISC*	*Válvula de ISC*
J 1	Junction Connector	*Bloc raccord de jonction*	*Conector de enlace*
J 2	Junction Connector	*Bloc raccord de jonction*	*Conector de enlace*
K 1	Knock Sensor	*Capteur de cognement moteur*	*Sensor de golpeteo*
N 2	Noise Filter (Ignition)	*Filtre antiparasites (allumage)*	*Filtro de ruido (encendido)*
O 1	Oil Pressure SW	*Manocontact de pression d'huile*	*Interruptor de presión de aceite*
O 2	Outer Ambient Temp. Sensor	*Capteur de température ambiante extérieure*	*Sensor de la temperatura ambiente exterior*
S 1	Speed Sensor (Combination Meter)	*Capteur de vitesse (combiné de bord)*	*Sensor de velocidad (medidor de combinación)*
S 3	Starter	*Démarreur*	*Arrancador*
S 4	Starter	*Démarreur*	*Arrancador*
T 1	Throttle Position Sensor	*Capteur de position de papillon d'accélération*	*Sensor de posición del acelerador*
V 4	VSV (EVAP)	*VSV (EVAP)*	*VSV (EVAP)*
W 1	Water Temp. Sender	*Jauge émettrice de température d'eau*	*Emisor de la temperatura del agua*
W 2	Water Temp. Sensor	*Capteur de température d'eau*	*Sensor de la temperatura del agua*
W 3	Winch Main Relay	*Relais principal de treuil*	*Relé principal de la grúa*
W 4	Winch Main Relay	*Relais principal de treuil*	*Relé principal de la grúa*
W 5	Winch Main Relay	*Relais principal de treuil*	*Relé principal de la grúa*
W 6	Winch Motor and Control SW	*Moteur de treuil et commutateur de commande*	*Motor de la grúa e interruptor de control*
W 7	Winch Motor and Control SW	*Moteur de treuil et commutateur de commande*	*Motor de la grúa e interruptor de control*

Position of Parts in Engine Compartment

[LHD : 3RZ-FE]

English

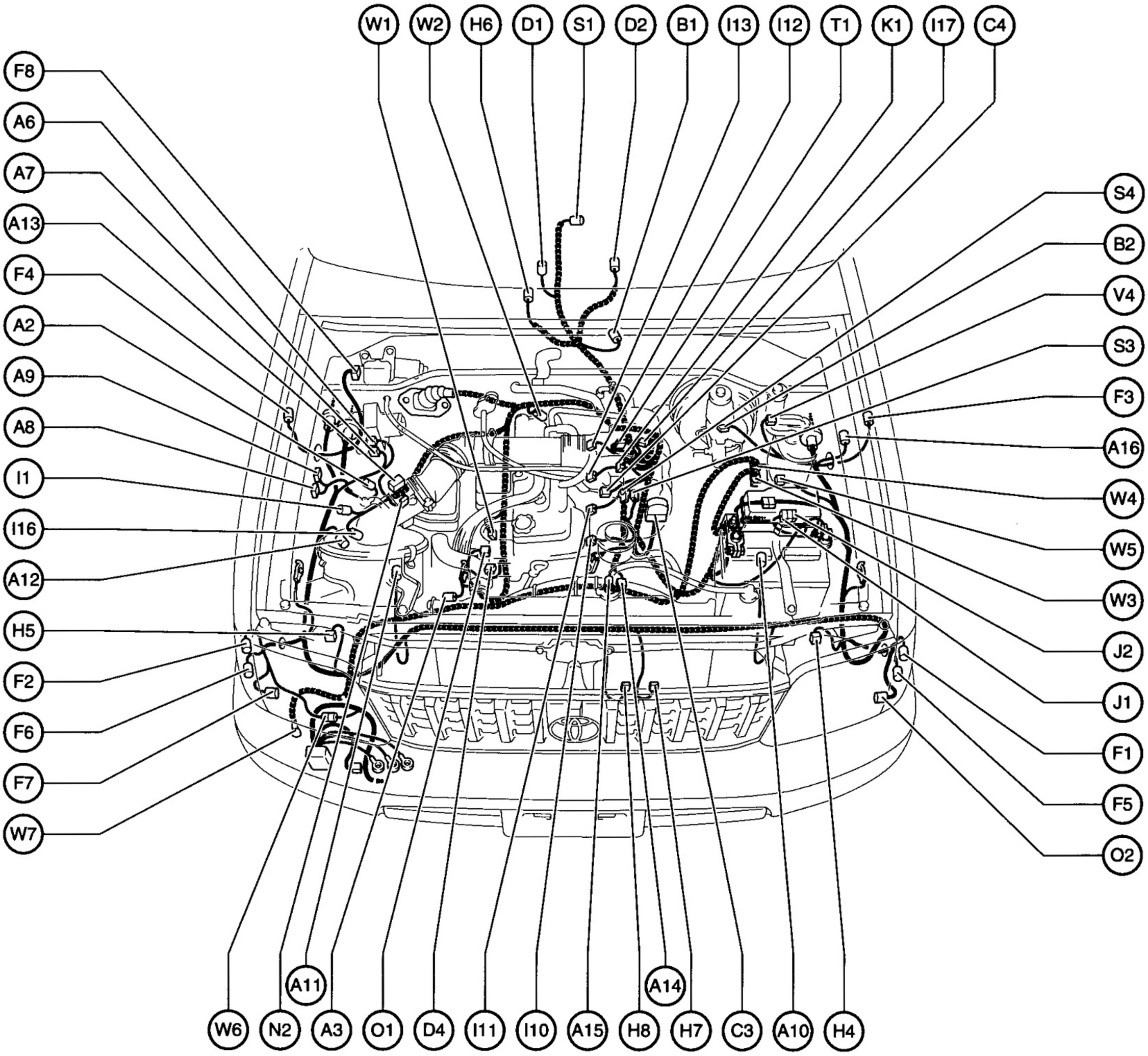

Position of Parts in Engine Compartment

Code	English	Deutsch
A 2	A/C Dual Pressure SW	A/C-Doppeldruckschalter
A 3	A/C Magnetic Clutch	A/C-Magnetkupplung
A 6	ABS Actuator	ABS-Stellglied
A 7	ABS Actuator	ABS-Stellglied
A 8	ABS Relay	ABS-Relais
A 9	ABS Relay	ABS-Relais
A 10	ABS Speed Sensor Front LH	ABS-Raddrehzahlsensor, vorne, links
A 11	ABS Speed Sensor Front RH	ABS-Raddrehzahlsensor, vorne, rechts
A 12	Air Cleaner Warning SW	Luftfilterwarnschalter
A 13	Air Flow Meter	Luftmengenmesser
A 14	Alternator	Generator
A 15	Alternator	Generator
A 16	Auto Antenna Motor	Antennenmotor
B 1	Back-Up Light SW	Rückfahrscheinwerferschalter
B 2	Brake Fluid Level Warning SW	Bremsflüssigkeitswarnschalter
C 3	Check Connector	Prüfstecker
C 4	Crankshaft Position Sensor	Kurbelwellenpositionssensor
D 1	Detection SW (Transfer 4WD Position) or (Center Diff. Lock)	Abtastschalter (4WD-Verteilergetriebeposition) oder (mittlere Differentialsperre)
D 2	Detection SW (Transfer L4 Position)	Abtastschalter (L4-Verteilergetriebeposition)
D 4	Distributor	Verteiler
F 1	Front Clearance Light LH	vordere Begrenzungsleuchte, links
F 2	Front Clearance Light RH	vordere Begrenzungsleuchte, rechts
F 3	Front Side Turn Signal Light LH	seitliche Blinkleuchte, links
F 4	Front Side Turn Signal Light RH	seitliche Blinkleuchte, rechts
F 5	Front Turn Signal Light LH	vordere Blinkleuchte, links
F 6	Front Turn Signal Light RH	vordere Blinkleuchte, rechts
F 7	Front Washer Motor and Headlight Cleaner Motor	Waschermotor und Scheinwerferwaschermotor
F 8	Front Wiper Motor	Windschutzscheibenwischermotor
H 4	Headlight LH	Scheinwerfer, links
H 5	Headlight RH	Scheinwerfer, rechts
H 6	Heated Oxygen Sensor	beheizte Lambdasonde
H 7	Horn LH	Hupe, links
H 8	Horn RH	Hupe, rechts
I 1	Igniter	Schaltgerät
I 10	Injector No.1	Einspritzventil Nr.1
I 11	Injector No.2	Einspritzventil Nr.2
I 12	Injector No.3	Einspritzventil Nr.3
I 13	Injector No.4	Einspritzventil Nr.4
I 16	Intake Air Temp. Sensor	Ansaugluftemperatursensor
I 17	ISC Valve	ISC-Ventil
J 1	Junction Connector	Verbindungsstecker
J 2	Junction Connector	Verbindungsstecker
K 1	Knock Sensor	Klopfsensor
N 2	Noise Filter (Ignition)	Störschutzfilter (Zündung)
O 1	Oil Pressure SW	Öldruckschalter
O 2	Outer Ambient Temp. Sensor	Außentemperatursensor
S 1	Speed Sensor (Combination Meter)	Geschwindigkeitssensor (Kombiinstrument)
S 3	Starter	Anlasser
S 4	Starter	Anlasser
T 1	Throttle Position Sensor	Drosselklappenpositionssensor
V 4	VSV (EVAP)	VSV (EVAP)
W 1	Water Temp. Sender	Kühlmitteltemperaturgeber
W 2	Water Temp. Sensor	Kühlmitteltemperatursensor
W 3	Winch Main Relay	Windenhauptrelais
W 4	Winch Main Relay	Windenhauptrelais
W 5	Winch Main Relay	Windenhauptrelais
W 6	Winch Motor and Control SW	Windenmotor und Steuerschalter
W 7	Winch Motor and Control SW	Windenmotor und Steuerschalter

Position of Parts in Engine Compartment

[LHD : 3RZ-F]

English

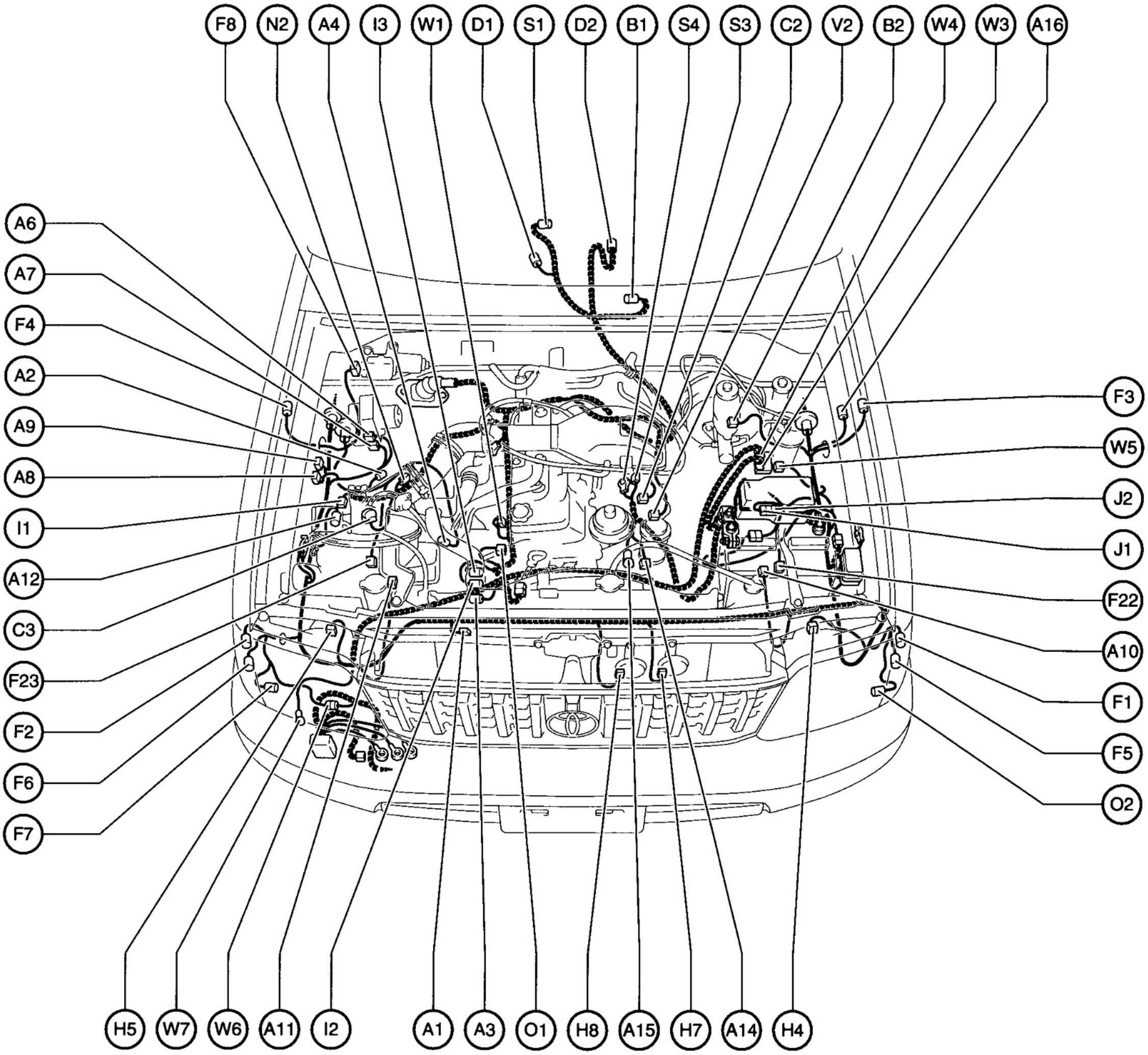

Position of Parts in Engine Compartment

Code	English	*Français*	*Español*
A 1	A/C Condenser Fan Motor	*Moteur de ventilateur de condenseur de A/C*	*Motor del ventilador del condensador del A/C*
A 2	A/C Dual Pressure SW	*Double pressostat A/C*	*Interruptor de presión doble del A/C*
A 3	A/C Magnetic Clutch	*Accouplement magnétique de A/C*	*Embrague magnético del A/C*
A 4	A/C Triple Pressure SW (A/C Dual and Single Pressure SW)	*Triple pressostat de A/C (double pressostat et pressostat simple de A/C)*	*Interruptor de presión triple del A/C (interruptor de presión doble y sencillo del A/C)*
A 6	ABS Actuator	*Dispositif de commande de ABS*	*Actuador de ABS*
A 7	ABS Actuator	*Dispositif de commande de ABS*	*Actuador de ABS*
A 8	ABS Relay	*Relais ABS*	*Relé de ABS*
A 9	ABS Relay	*Relais ABS*	*Relé de ABS*
A 10	ABS Speed Sensor Front LH	*Capteur de vitesse de ABS avant gauche*	*Sensor de velocidad de ABS, frontal izquierdo*
A 11	ABS Speed Sensor Front RH	*Capteur de vitesse de ABS avant droit*	*Sensor de velocidad de ABS, frontal derecho*
A 12	Air Cleaner Warning SW	*Contacteur de rappel de filtre à air*	*Interruptor de advertencia del filtro de aire*
A 14	Alternator	*Alternateur*	*Alternador*
A 15	Alternator	*Alternateur*	*Alternador*
A 16	Auto Antenna Motor	*Moteur d'antenne électrique*	*Motor de la antena eléctrica*
B 1	Back-Up Light SW	*Contacteur de feux de recul*	*Interruptor de la luz de marcha atrás*
B 2	Brake Fluid Level Warning SW	*Contacteur de rappel de niveau de liquide de frein*	*Interruptor de advertencia del nivel del líquido de frenos*
C 2	Carburetor	*Carburateur*	*Carburador*
C 3	Check Connector	*Bloc raccord de câblage de diagnostic*	*Conector de comprobación*
D 1	Detection SW (Transfer 4WD Position) or (Center Diff. Lock)	*Détecteur (de position 4WD de boîte de transfert) ou (blocage de différentiel central)*	*Interruptor de detección (posición 4WD de la transferencia) o (bloqueo del diferencial central)*
D 2	Detection SW (Transfer L4 Position)	*Détecteur (de position L4 de boîte de transfert)*	*Interruptor de detección (posición L4 de la transferencia)*
F 1	Front Clearance Light LH	*Feu d'encombrement avant gauche*	*Luz de paso delantera izquierda*
F 2	Front Clearance Light RH	*Feu d'encombrement avant droit*	*Luz de paso delantera derecha*
F 3	Front Side Turn Signal Light LH	*Feu de changement de direction latéral avant gauche*	*Luz de la señal de giro lateral frontal izquierda*
F 4	Front Side Turn Signal Light RH	*Feu de changement de direction latéral avant droit*	*Luz de la señal de giro lateral frontal derecha*
F 5	Front Turn Signal Light LH	*Feu de changement de direction avant gauche*	*Luz de la señal de giro delantera izquierda*
F 6	Front Turn Signal Light RH	*Feu de changement de direction avant droit*	*Luz de la señal de giro delantera derecha*
F 7	Front Washer Motor and Headlight Cleaner Motor	*Moteur de lave-glace de pare-brise et moteur de lave-projecteur avant*	*Motor del lavador frontal y Motor del limpiador del faro*
F 8	Front Wiper Motor	*Moteur d'essuie-glace de pare-brise*	*Motor del limpiador frontal*
F 22	Front Airbag Sensor LH	*Capteur de sac gonflable avant gauche*	*Sensor del colchón de aire frontal izquierdo*
F 23	Front Airbag Sensor RH	*Capteur de sac gonflable avant droit*	*Sensor del colchón de aire frontal derecho*
H 4	Headlight LH	*Projecteur avant gauche*	*Faro izquierdo*
H 5	Headlight RH	*Projecteur avant droit*	*Faro derecho*
H 7	Horn LH	*Avertisseur gauche*	*Bocina izquierda*
H 8	Horn RH	*Avertisseur droit*	*Bocina derecha*
I 1	Igniter	*Allumeur*	*Encendedor*
I 2	Ignition Coil and Distributor	*Bobine d'allumage et distributeur*	*Bobina de encendido y distribuidor*
I 3	Ignition Coil and Distributor	*Bobine d'allumage et distributeur*	*Bobina de encendido y distribuidor*
J 1	Junction Connector	*Bloc raccord de jonction*	*Conector de enlace*
J 2	Junction Connector	*Bloc raccord de jonction*	*Conector de enlace*
N 2	Noise Filter (Ignition)	*Filtre antiparasites (allumage)*	*Filtro de ruido (encendido)*
O 1	Oil Pressure SW	*Manocontact de pression d'huile*	*Interruptor de presión de aceite*
O 2	Outer Ambient Temp. Sensor	*Capteur de température ambiante extérieure*	*Sensor de la temperatura ambiente exterior*
S 1	Speed Sensor (Combination Meter)	*Capteur de vitesse (combiné de bord)*	*Sensor de velocidad (medidor de combinación)*
S 3	Starter	*Démarreur*	*Arrancador*
S 4	Starter	*Démarreur*	*Arrancador*
V 2	VSV (A/C Idle-Up)	*VSV (de régime ralenti accéléré de A/C)*	*VSV (aumento del ralentí del A/C)*
W 1	Water Temp. Sender	*Jauge émettrice de température d'eau*	*Emisor de la temperatura del agua*
W 3	Winch Main Relay	*Relais principal de treuil*	*Relé principal de la grúa*
W 4	Winch Main Relay	*Relais principal de treuil*	*Relé principal de la grúa*
W 5	Winch Main Relay	*Relais principal de treuil*	*Relé principal de la grúa*
W 6	Winch Motor and Control SW	*Moteur de treuil et commutateur de commande*	*Motor de la grúa e interruptor de control*
W 7	Winch Motor and Control SW	*Moteur de treuil et commutateur de commande*	*Motor de la grúa e interruptor de control*

Position of Parts in Engine Compartment

[LHD : 3RZ-F]

English

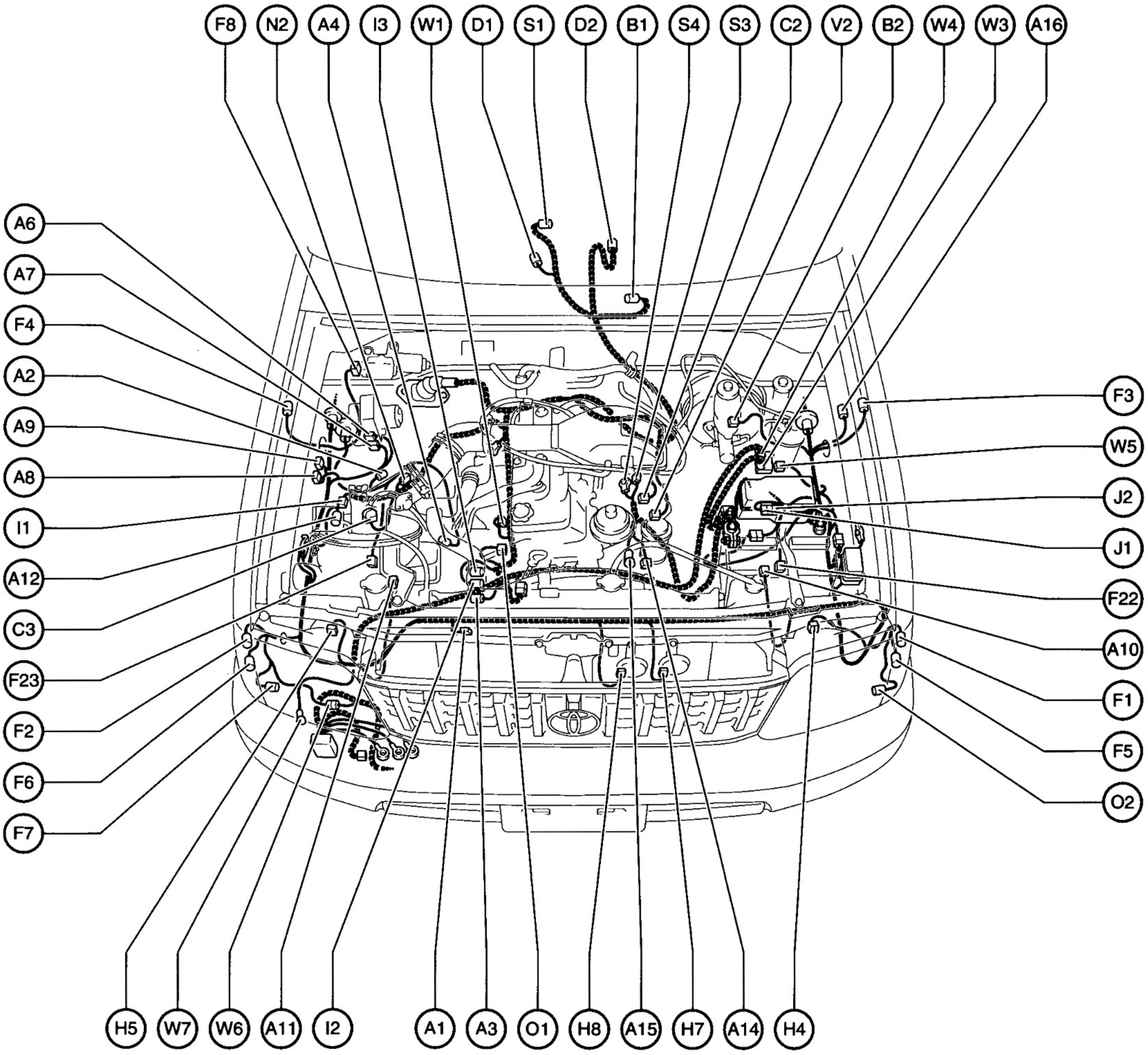

Position of Parts in Engine Compartment

Code	English	Deutsch
A 1	A/C Condenser Fan Motor	A/C-Kondensatorlüftermotor
A 2	A/C Dual Pressure SW	A/C-Doppeldruckschalter
A 3	A/C Magnetic Clutch	A/C-Magnetkupplung
A 4	A/C Triple Pressure SW (A/C Dual and Single Pressure SW)	A/C-Dreifachdruckschalter (A/C-Doppel- und Einfachdruckschalter)
A 6	ABS Actuator	ABS-Stellglied
A 7	ABS Actuator	ABS-Stellglied
A 8	ABS Relay	ABS-Relais
A 9	ABS Relay	ABS-Relais
A 10	ABS Speed Sensor Front LH	ABS-Raddrehzahlsensor, vorne, links
A 11	ABS Speed Sensor Front RH	ABS-Raddrehzahlsensor, vorne, rechts
A 12	Air Cleaner Warning SW	Luftfilterwarnschalter
A 14	Alternator	Generator
A 15	Alternator	Generator
A 16	Auto Antenna Motor	Antennenmotor
B 1	Back-Up Light SW	Rückfahrscheinwerferschalter
B 2	Brake Fluid Level Warning SW	Bremsflüssigkeitswarnschalter
C 2	Carburetor	Vergaser
C 3	Check Connector	Prüfstecker
D 1	Detection SW (Transfer 4WD Position) or (Center Diff. Lock)	Abtastschalter (4WD-Verteilergetriebeposition) oder (mittlere Differentialsperre)
D 2	Detection SW (Transfer L4 Position)	Abtastschalter (L4-Verteilergetriebeposition)
F 1	Front Clearance Light LH	vordere Begrenzungsleuchte, links
F 2	Front Clearance Light RH	vordere Begrenzungsleuchte, rechts
F 3	Front Side Turn Signal Light LH	seitliche Blinkleuchte, links
F 4	Front Side Turn Signal Light RH	seitliche Blinkleuchte, rechts
F 5	Front Turn Signal Light LH	vordere Blinkleuchte, links
F 6	Front Turn Signal Light RH	vordere Blinkleuchte, rechts
F 7	Front Washer Motor and Headlight Cleaner Motor	Waschermotor und Scheinwerferwaschermotor
F 8	Front Wiper Motor	Windschutzscheibenwischermotor
F 22	Front Airbag Sensor LH	vorderer Airbagsensor, links
F 23	Front Airbag Sensor RH	vorderer Airbagsensor, rechts
H 4	Headlight LH	Scheinwerfer, links
H 5	Headlight RH	Scheinwerfer, rechts
H 7	Horn LH	Hupe, links
H 8	Horn RH	Hupe, rechts
I 1	Igniter	Schaltgerät
I 2	Ignition Coil and Distributor	Zündspule und Verteiler
I 3	Ignition Coil and Distributor	Zündspule und Verteiler
J 1	Junction Connector	Verbindungsstecker
J 2	Junction Connector	Verbindungsstecker
N 2	Noise Filter (Ignition)	Störschutzfilter (Zündung)
O 1	Oil Pressure SW	Öldruckschalter
O 2	Outer Ambient Temp. Sensor	Außentemperatursensor
S 1	Speed Sensor (Combination Meter)	Geschwindigkeitssensor (Kombiinstrument)
S 3	Starter	Anlasser
S 4	Starter	Anlasser
V 2	VSV (A/C Idle-Up)	VSV (A/C-Schnelleerlauf)
W 1	Water Temp. Sender	Kühlmitteltemperaturgeber
W 3	Winch Main Relay	Windenhauptrelais
W 4	Winch Main Relay	Windenhauptrelais
W 5	Winch Main Relay	Windenhauptrelais
W 6	Winch Motor and Control SW	Windenmotor und Steuerschalter
W 7	Winch Motor and Control SW	Windenmotor und Steuerschalter

Position of Parts in Engine Compartment

[LHD : 1KZ-TE]

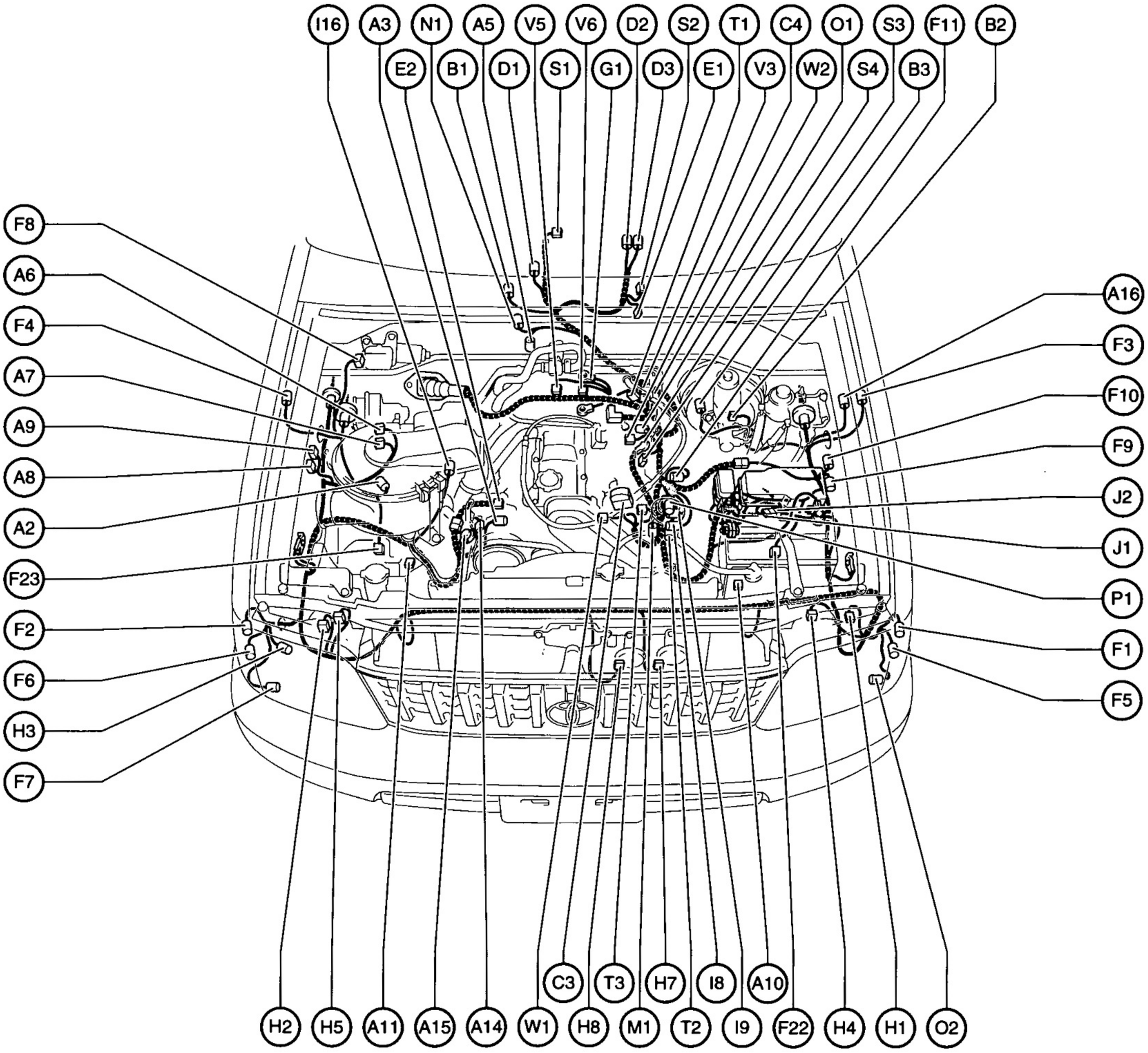

Code	English	*Français*	*Español*
A 2	A/C Dual Pressure SW	*Double pressostat A/C*	*Interruptor de presión doble del A/C*
A 3	A/C Magnetic Clutch	*Accouplement magnétique de A/C*	*Embrague magnético del A/C*
A 5	A/T Fluid Temp. SW	*Contacteur thermique de liquide de A/T*	*Interruptor de la temperatura del líquido de la A/T*
A 6	ABS Actuator	*Dispositif de commande de ABS*	*Actuador de ABS*
A 7	ABS Actuator	*Dispositif de commande de ABS*	*Actuador de ABS*
A 8	ABS Relay	*Relais ABS*	*Relé de ABS*
A 9	ABS Relay	*Relais ABS*	*Relé de ABS*
A 10	ABS Speed Sensor Front LH	*Capteur de vitesse de ABS avant gauche*	*Sensor de velocidad de ABS, frontal izquierdo*
A 11	ABS Speed Sensor Front RH	*Capteur de vitesse de ABS avant droit*	*Sensor de velocidad de ABS, frontal derecho*
A 14	Alternator	*Alternateur*	*Alternador*
A 15	Alternator	*Alternateur*	*Alternador*
A 16	Auto Antenna Motor	*Moteur d'antenne électrique*	*Motor de la antena eléctrica*
B 1	Back-Up Light SW	*Contacteur de feux de recul*	*Interruptor de la luz de marcha atrás*
B 2	Brake Fluid Level Warning SW	*Contacteur de rappel de niveau de liquide de frein*	*Interruptor de advertencia del nivel del líquido de frenos*

Position of Parts in Engine Compartment (Cont'd)

Code	English	*Français*	*Español*
B 3	Brake Vacuum Warning SW	*Contacteur de rappel de dépression de frein*	*Interruptor de advertencia de vacío del freno*
C 3	Check Connector	*Bloc raccord de câblage de diagnostic*	*Conector de comprobación*
C 4	Crankshaft Position Sensor	*Capteur de position de vilebrequin*	*Sensor de posición del cigüeñal*
D 1	Detection SW (Transfer 4WD Position) or (Center Diff. Lock)	*Détecteur (de position 4WD de boîte de transfert) ou (blocage de différentiel central)*	*Interruptor de detección (posición 4WD de la transferencia) o (bloqueo del diferencial central)*
D 2	Detection SW (Transfer L4 Position)	*Détecteur (de position L4 de boîte de transfert)*	*Interruptor de detección (posición L4 de la transferencia)*
D 3	Detection SW (Transfer Neutral Position)	*Détecteur (de position neutre de boîte de transfert)*	*Interruptor de detección (posición de punto muerto de la transferencia)*
E 1	ECT Solenoid	*Solénoïde de commande ECT*	*Solenoide de ECT*
E 2	Engine Oil Level Sensor	*Capteur de niveau d'huile moteur*	*Sensor del nivel de aceite del motor*
F 1	Front Clearance Light LH	*Feu d'encombrement avant gauche*	*Luz de paso delantera izquierda*
F 2	Front Clearance Light RH	*Feu d'encombrement avant droit*	*Luz de paso delantera derecha*
F 3	Front Side Turn Signal Light LH	*Feu de changement de direction latéral avant gauche*	*Luz de la señal de giro lateral frontal izquierda*
F 4	Front Side Turn Signal Light RH	*Feu de changement de direction latéral avant droit*	*Luz de la señal de giro lateral frontal derecha*
F 5	Front Turn Signal Light LH	*Feu de changement de direction avant gauche*	*Luz de la señal de giro delantera izquierda*
F 6	Front Turn Signal Light RH	*Feu de changement de direction avant droit*	*Luz de la señal de giro delantera derecha*
F 7	Front Washer Motor and Headlight Cleaner Motor	*Moteur de lave-glace de pare-brise et moteur de lave-projecteur avant*	*Motor del lavador frontal y Motor del limpiador del faro*
F 8	Front Wiper Motor	*Moteur d'essuie-glace de pare-brise*	*Motor del limpiador frontal*
F 9	Fuel Filter Warning SW	*Manocontact de rappel de filtre à essence*	*Interruptor de advertencia del filtro de combustible*
F 10	Fuel Heater	*Réchauffeur de combustible*	*Calefactor de combustible*
F 11	Fuel Temp. Sensor	*Capteur de température de carburant*	*Sensor de la temperatura del combustible*
F 22	Front Airbag Sensor LH	*Capteur de sac gonflable avant gauche*	*Sensor del colchón de aire frontal izquierdo*
F 23	Front Airbag Sensor RH	*Capteur de sac gonflable avant droit*	*Sensor del colchón de aire frontal derecho*
G 1	Glow Plug	*Bougies de préchauffage*	*Bujía incandescente*
H 1	Headlight Beam Level Control Actuator LH	*Dispositif de commande de réglage d'orientation de faisceau de projecteur avant gauche*	*Actuador de control del nivel del haz del faro izquierdo*
H 2	Headlight Beam Level Control Actuator RH	*Dispositif de commande de réglage d'orientation de faisceau de projecteur avant droit*	*Actuador de control del nivel del haz del faro derecho*
H 3	Headlight Cleaner Relay	*Relais de lave-projecteur avant*	*Relé del limpiador del faro*
H 4	Headlight LH	*Projecteur avant gauche*	*Faro izquierdo*
H 5	Headlight RH	*Projecteur avant droit*	*Faro derecho*
H 7	Horn LH	*Avertisseur gauche*	*Bocina izquierda*
H 8	Horn RH	*Avertisseur droit*	*Bocina derecha*
I 8	Injection Pump Resistor No.1	*Résistance de pompe à injection no.1*	*Resistor de la bomba de inyección N.° 1*
I 9	Injection Pump Resistor No.2	*Résistance de pompe à injection no.2*	*Resistor de la bomba de inyección N.° 2*
I 16	Intake Air Temp. Sensor	*Capteur de température d'air d'admission*	*Sensor de la temperatura del aire de admisión*
J 1	Junction Connector	*Bloc raccord de jonction*	*Conector de enlace*
J 2	Junction Connector	*Bloc raccord de jonction*	*Conector de enlace*
M 1	Magnetic Spill Valve	*Valve de renversement magnétique*	*Válvula de derrame magnética*
N 1	Neutral Start SW, Back-Up Light SW and A/T Indicator SW	*Contacteur de démarrage au point mort, contacteur de feux de recul et témoin de A/T*	*Interruptor de arranque en punto muerto, interruptor de las luces de marcha atrás e interruptor de indicador de A/T*
O 1	Oil Pressure SW	*Manocontact de pression d'huile*	*Interruptor de presión de aceite*
O 2	Outer Ambient Temp. Sensor	*Capteur de température ambiante extérieure*	*Sensor de la temperatura ambiente exterior*
P 1	Pick-Up Sensor (Engine Speed Sensor)	*Capteur de reprise (Capteur de vitesse de moteur)*	*Sensor captor (Sensor de la velocidad del motor)*
S 1	Speed Sensor (Combination Meter)	*Capteur de vitesse (combiné de bord)*	*Sensor de velocidad (medidor de combinación)*
S 2	Speed Sensor (ECT)	*Capteur de vitesse (ECT)*	*Sensor de velocidad (ECT)*
S 3	Starter	*Démarreur*	*Arrancador*
S 4	Starter	*Démarreur*	*Arrancador*
T 1	Throttle Position Sensor	*Capteur de position de papillon d' accélération*	*Sensor de posición del acelerador*
T 2	Timing Control Valve	*Soupape de contrôle de calage*	*Válvula de control de la distribución*
T 3	Turbo Pressure Sensor	*Capteur de pression de turbocompresseur*	*Sensor de presión turbo*
V 3	VSV (EGR Valve)	*VSV (soupape EGR)*	*VSV (Válvula EGR)*
V 5	VSV (Intake Constrictor Control No.1)	*VSV (commande de resserrement d'admission no.1)*	*VSV (control de constricción de admisión N.° 1)*
V 6	VSV (Intake Constrictor Control No.2)	*VSV (commande de resserrement d'admission no.2)*	*VSV (control de constricción de admisión N.° 2)*
W 1	Water Temp. Sender	*Jauge émettrice de température d'eau*	*Emisor de la temperatura del agua*
W 2	Water Temp. Sensor	*Capteur de température d'eau*	*Sensor de la temperatura del agua*

Position of Parts in Engine Compartment

[LHD : 1KZ-TE]

English

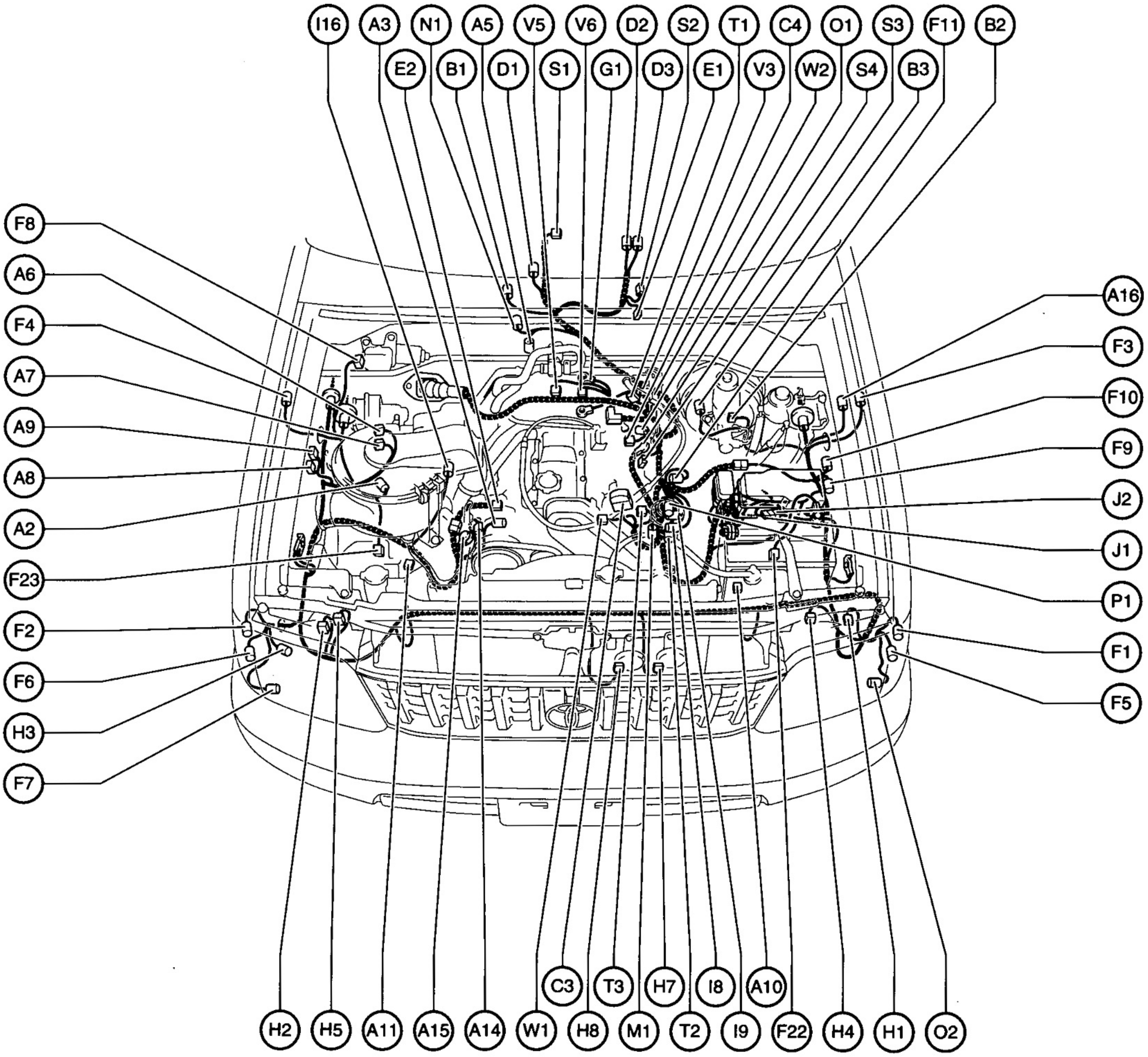

Position of Parts in Engine Compartment

Code	English	Deutsch
A 2	A/C Dual Pressure SW	A/C-Doppeldruckschalter
A 3	A/C Magnetic Clutch	A/C-Magnetkupplung
A 5	A/T Fluid Temp. SW	A/T-Öltemeraturschalter
A 6	ABS Actuator	ABS-Stellglied
A 7	ABS Actuator	ABS-Stellglied
A 8	ABS Relay	ABS-Relais
A 9	ABS Relay	ABS-Relais
A 10	ABS Speed Sensor Front LH	ABS-Raddrehzahlsensor, vorne, links
A 11	ABS Speed Sensor Front RH	ABS-Raddrehzahlsensor, vorne, rechts
A 14	Alternator	Generator
A 15	Alternator	Generator
A 16	Auto Antenna Motor	Antennenmotor
B 1	Back-Up Light SW	Rückfahrscheinwerferschalter
B 2	Brake Fluid Level Warning SW	Bremsflüssigkeitswarnschalter
B 3	Brake Vacuum Warning SW	Bremsunterdruckwarnschalter
C 3	Check Connector	Prüfstecker
C 4	Crankshaft Position Sensor	Kurbelwellenpositionssensor
D 1	Detection SW (Transfer 4WD Position) or (Center Diff. Lock)	Abtastschalter (4WD-Verteilergetriebeposition) oder (mittlere Differentialsperre)
D 2	Detection SW (Transfer L4 Position)	Abtastschalter (L4-Verteilergetriebeposition)
D 3	Detection SW (Transfer Neutral Position)	Abtastschalter (Verteilergetriebeneutralposition)
E 1	ECT Solenoid	ECT-Magnet
E 2	Engine Oil Level Sensor	Motorölstandsensor
F 1	Front Clearance Light LH	vordere Begrenzungsleuchte, links
F 2	Front Clearance Light RH	vordere Begrenzungsleuchte, rechts
F 3	Front Side Turn Signal Light LH	seitliche Blinkleuchte, links
F 4	Front Side Turn Signal Light RH	seitliche Blinkleuchte, rechts
F 5	Front Turn Signal Light LH	vordere Blinkleuchte, links
F 6	Front Turn Signal Light RH	vordere Blinkleuchte, rechts
F 7	Front Washer Motor and Headlight Cleaner Motor	Waschermotor und Scheinwerferwaschermotor
F 8	Front Wiper Motor	Windschutzscheibenwischermotor
F 9	Fuel Filter Warning SW	Kraftstoffilterwarnschalter
F 10	Fuel Heater	Kraftstoffheizung
F 11	Fuel Temp. Sensor	Kraftstofftemperatursensor
F 22	Front Airbag Sensor LH	vorderer Airbagsensor, links
F 23	Front Airbag Sensor RH	vorderer Airbagsensor, rechts
G 1	Glow Plug	Glühkerzen
H 1	Headlight Beam Level Control Actuator LH	Leuchtweitenstellglied, links
H 2	Headlight Beam Level Control Actuator RH	Leuchtweitenstellglied, rechts
H 3	Headlight Cleaner Relay	Scheinwerferwascherrelais
H 4	Headlight LH	Scheinwerfer, links
H 5	Headlight RH	Scheinwerfer, rechts
H 7	Horn LH	Hupe, links
H 8	Horn RH	Hupe, rechts
I 8	Injection Pump Resistor No.1	Einspritzpumpenwiderstand Nr.1
I 9	Injection Pump Resistor No.2	Einspritzpumpenwiderstand Nr.2
I 16	Intake Air Temp. Sensor	Ansaugtemperatursensor
J 1	Junction Connector	Verbindungsstecker
J 2	Junction Connector	Verbindungsstecker
M 1	Magnetic Spill Valve	Magnetüberlaufventil
N 1	Neutral Start SW, Back-Up Light SW and A/T Indicator SW	Neutralstart-, Rückfahrscheinwerfer- und AT-Anzeigenschalter
O 1	Oil Pressure SW	Öldruckschalter
O 2	Outer Ambient Temp. Sensor	Außentemperatursensor
P 1	Pick-Up Sensor (Engine Speed Sensor)	Drehzahlsensor (Motordrehzahlsensor)
S 1	Speed Sensor (Combination Meter)	Geschwindigkeitssensor (Kombiinstrument)
S 2	Speed Sensor (ECT)	Geschwindigkeitssensor (ECT)
S 3	Starter	Anlasser
S 4	Starter	Anlasser
T 1	Throttle Position Sensor	Drosselklappenpositionssensor
T 2	Timing Control Valve	Zündzeitpunktsteuergerät
T 3	Turbo Pressure Sensor	Ladedrucksensor
V 3	VSV (EGR Valve)	VSV (EGR-Ventil)
V 5	VSV (Intake Constrictor Control No.1)	VSV (Ansaugluftdrosselungssteuerung Nr.1)
V 6	VSV (Intake Constrictor Control No.2)	VSV (Ansaugluftdrosselungssteuerung Nr.2)
W 1	Water Temp. Sender	Kühlmitteltemperaturgeber
W 2	Water Temp. Sensor	Kühlmitteltemperatursensor

Position of Parts in Engine Compartment

[LHD : 1KZ-T]

English

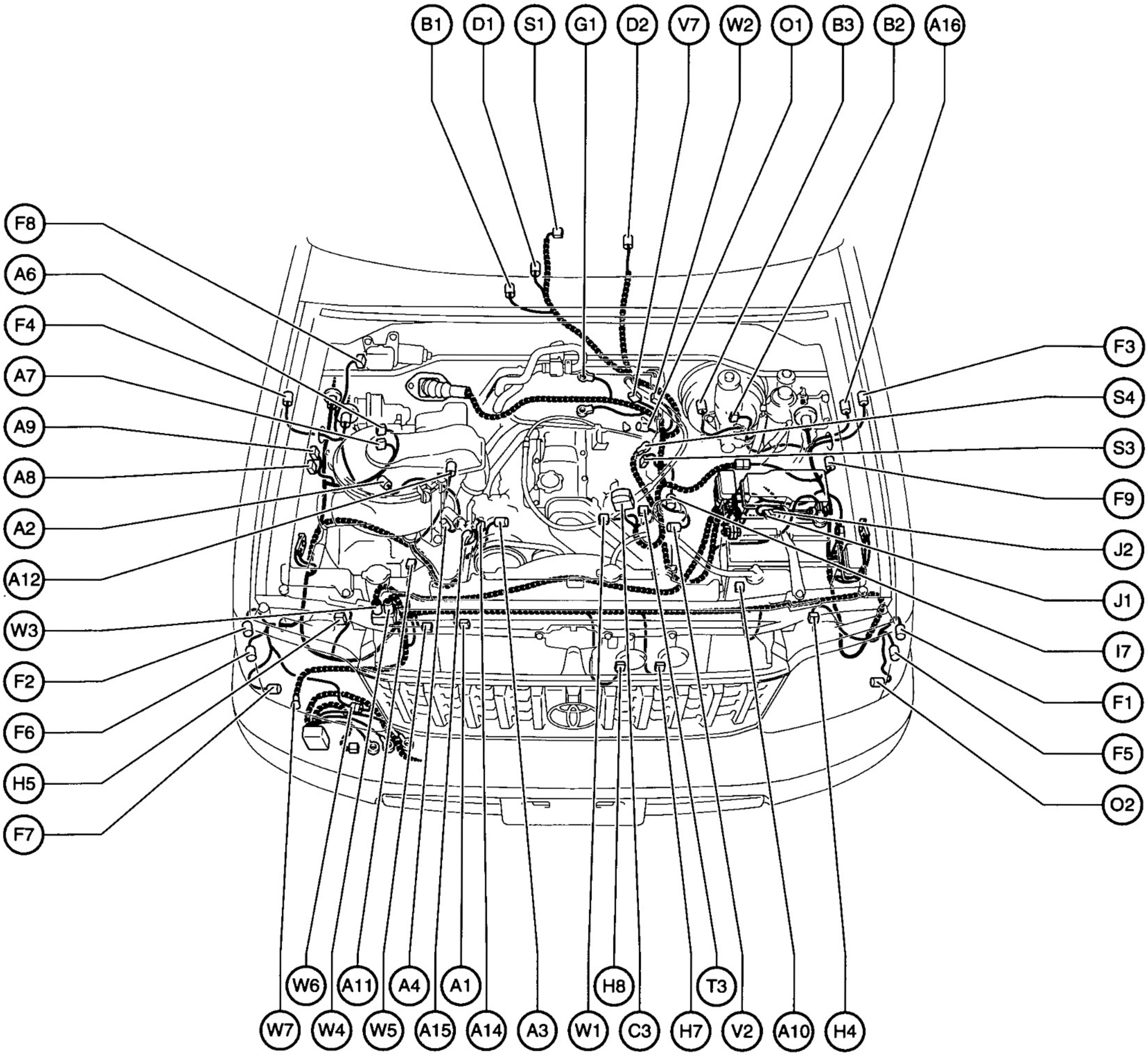

Position of Parts in Engine Compartment

Code	English	*Français*	*Español*
A 1	A/C Condenser Fan Motor	*Moteur de ventilateur de condenseur de A/C*	*Motor del ventilador del condensador del A/C*
A 2	A/C Dual Pressure SW	*Double pressostat A/C*	*Interruptor de presión doble del A/C*
A 3	A/C Magnetic Clutch	*Accouplement magnétique de A/C*	*Embrague magnético del A/C*
A 4	A/C Triple Pressure SW (A/C Dual and Single Pressure SW)	*Triple pressostat de A/C (double pressostat et pressostat simple de A/C)*	*Interruptor de presión triple del A/C (interruptor de presión doble y sencillo del A/C)*
A 6	ABS Actuator	*Dispositif de commande de ABS*	*Actuador de ABS*
A 7	ABS Actuator	*Dispositif de commande de ABS*	*Actuador de ABS*
A 8	ABS Relay	*Relais ABS*	*Relé de ABS*
A 9	ABS Relay	*Relais ABS*	*Relé de ABS*
A 10	ABS Speed Sensor Front LH	*Capteur de vitesse de ABS avant gauche*	*Sensor de velocidad de ABS, frontal izquierdo*
A 11	ABS Speed Sensor Front RH	*Capteur de vitesse de ABS avant droit*	*Sensor de velocidad de ABS, frontal derecho*
A 12	Air Cleaner Warning SW	*Contacteur de rappel de filtre à air*	*Interruptor de advertencia del filtro de aire*
A 14	Alternator	*Alternateur*	*Alternador*
A 15	Alternator	*Alternateur*	*Alternador*
A 16	Auto Antenna Motor	*Moteur d'antenne électrique*	*Motor de la antena eléctrica*
B 1	Back-Up Light SW	*Contacteur de feux de recul*	*Interruptor de la luz de marcha atrás*
B 2	Brake Fluid Level Warning SW	*Contacteur de rappel de niveau de liquide de frein*	*Interruptor de advertencia del nivel del líquido de frenos*
B 3	Brake Vacuum Warning SW	*Contacteur de rappel de dépression de frein*	*Interruptor de advertencia de vacío del freno*
C 3	Check Connector	*Bloc raccord de câblage de diagnostic*	*Conector de comprobación*
D 1	Detection SW (Transfer 4WD Position) or (Center Diff. Lock)	*Détecteur (de position 4WD de boîte de transfert) ou (blocage de différentiel central)*	*Interruptor de detección (posición 4WD de la transferencia) o (bloqueo del diferencial central)*
D 2	Detection SW (Transfer L4 Position)	*Détecteur (de position L4 de boîte de transfert)*	*Interruptor de detección (posición L4 de la transferencia)*
F 1	Front Clearance Light LH	*Feu d'encombrement avant gauche*	*Luz de paso delantera izquierda*
F 2	Front Clearance Light RH	*Feu d'encombrement avant droit*	*Luz de paso delantera derecha*
F 3	Front Side Turn Signal Light LH	*Feu de changement de direction latéral avant gauche*	*Luz de la señal de giro lateral frontal izquierda*
F 4	Front Side Turn Signal Light RH	*Feu de changement de direction latéral avant droit*	*Luz de la señal de giro lateral frontal derecha*
F 5	Front Turn Signal Light LH	*Feu de changement de direction avant gauche*	*Luz de la señal de giro delantera izquierda*
F 6	Front Turn Signal Light RH	*Feu de changement de direction avant droit*	*Luz de la señal de giro delantera derecha*
F 7	Front Washer Motor and Headlight Cleaner Motor	*Moteur de lave-glace de pare-brise et moteur de lave-projecteur avant*	*Motor del lavador frontal y Motor del limpiador del faro*
F 8	Front Wiper Motor	*Moteur d'essuie-glace de pare-brise*	*Motor del limpiador frontal*
F 9	Fuel Filter Warning SW	*Manocontact de rappel de filtre à essence*	*Interruptor de advertencia del filtro de combustible*
G 1	Glow Plug	*Bougies de préchauffage*	*Bujía incandescente*
H 4	Headlight LH	*Projecteur avant gauche*	*Faro izquierdo*
H 5	Headlight RH	*Projecteur avant droit*	*Faro derecho*
H 7	Horn LH	*Avertisseur gauche*	*Bocina izquierda*
H 8	Horn RH	*Avertisseur droit*	*Bocina derecha*
I 7	Injection Pump	*Pompe d'injection*	*Bomba de inyección*
J 1	Junction Connector	*Bloc raccord de jonction*	*Conector de enlace*
J 2	Junction Connector	*Bloc raccord de jonction*	*Conector de enlace*
O 1	Oil Pressure SW	*Manocontact de pression d'huile*	*Interruptor de presión de aceite*
O 2	Outer Ambient Temp. Sensor	*Capteur de température ambiante extérieure*	*Sensor de la temperatura ambiente exterior*
S 1	Speed Sensor (Combination Meter)	*Capteur de vitesse (combiné de bord)*	*Sensor de velocidad (medidor de combinación)*
S 3	Starter	*Démarreur*	*Arrancador*
S 4	Starter	*Démarreur*	*Arrancador*
T 3	Turbo Pressure Sensor	*Capteur de pression de turbocompresseur*	*Sensor de presión turbo*
V 2	VSV (A/C Idle-Up)	*VSV (de régime ralenti accéléré de A/C)*	*VSV (aumento del ralentí del A/C)*
V 7	VSV (Intake Shutter)	*VSV (volet obturateur d'admission)*	*VSV (obturador de admisión)*
W 1	Water Temp. Sender	*Jauge émettrice de température d'eau*	*Emisor de la temperatura del agua*
W 2	Water Temp. Sensor	*Capteur de température d'eau*	*Sensor de la temperatura del agua*
W 3	Winch Main Relay	*Relais principal de treuil*	*Relé principal de la grúa*
W 4	Winch Main Relay	*Relais principal de treuil*	*Relé principal de la grúa*
W 5	Winch Main Relay	*Relais principal de treuil*	*Relé principal de la grúa*
W 6	Winch Motor and Control SW	*Moteur de treuil et commutateur de commande*	*Motor de la grúa e interruptor de control*
W 7	Winch Motor and Control SW	*Moteur de treuil et commutateur de commande*	*Motor de la grúa e interruptor de control*

Position of Parts in Engine Compartment

[LHD : 1KZ-T]

English

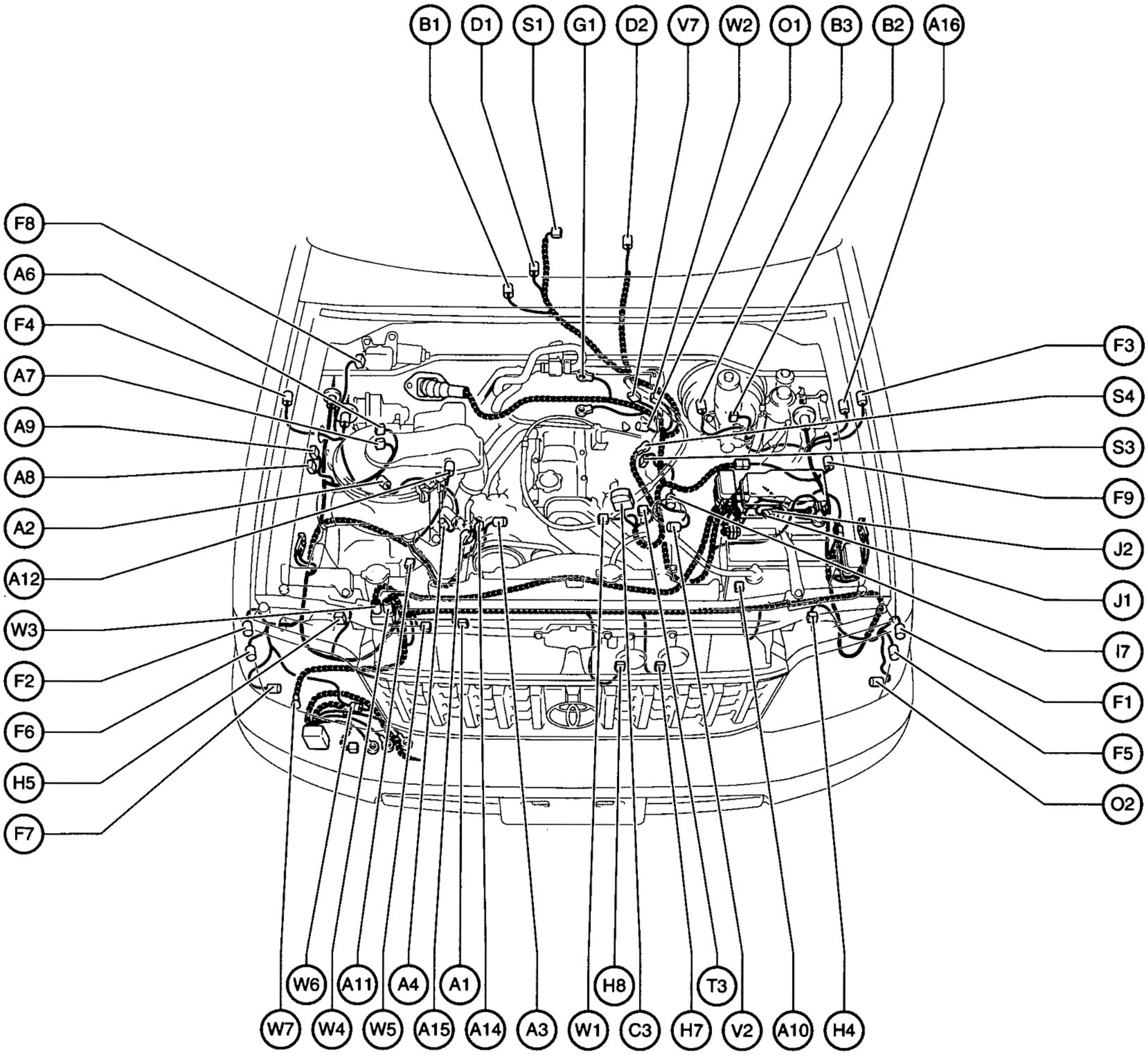

Position of Parts in Engine Compartment

Code	English	Deutsch
A 1	A/C Condenser Fan Motor	A/C-Kondensatorlüftermotor
A 2	A/C Dual Pressure SW	A/C-Doppeldruckschalter
A 3	A/C Magnetic Clutch	A/C-Magnetkupplung
A 4	A/C Triple Pressure SW (A/C Dual and Single Pressure SW)	A/C-Dreifachdruckschalter (A/C-Doppel- und Einfachdruckschalter)
A 6	ABS Actuator	ABS-Stellglied
A 7	ABS Actuator	ABS-Stellglied
A 8	ABS Relay	ABS-Relais
A 9	ABS Relay	ABS-Relais
A 10	ABS Speed Sensor Front LH	ABS-Raddrehzahlsensor, vorne, links
A 11	ABS Speed Sensor Front RH	ABS-Raddrehzahlsensor, vorne, rechts
A 12	Air Cleaner Warning SW	Luftfilterwarnschalter
A 14	Alternator	Generator
A 15	Alternator	Generator
A 16	Auto Antenna Motor	Antennenmotor
B 1	Back-Up Light SW	Rückfahrscheinwerferschalter
B 2	Brake Fluid Level Warning SW	Bremsflüssigkeitswarnschalter
B 3	Brake Vacuum Warning SW	Bremsunterdruckwarnschalter
C 3	Check Connector	Prüfstecker
D 1	Detection SW (Transfer 4WD Position) or (Center Diff. Lock)	Abtastschalter (4WD-Verteilergetriebeposition) oder (mittlere Differentialsperre)
D 2	Detection SW (Transfer L4 Position)	Abtastschalter (L4-Verteilergetriebeposition)
F 1	Front Clearance Light LH	vordere Begrenzungsleuchte, links
F 2	Front Clearance Light RH	vordere Begrenzungsleuchte, rechts
F 3	Front Side Turn Signal Light LH	seitliche Blinkleuchte, links
F 4	Front Side Turn Signal Light RH	seitliche Blinkleuchte, rechts
F 5	Front Turn Signal Light LH	vordere Blinkleuchte, links
F 6	Front Turn Signal Light RH	vordere Blinkleuchte, rechts
F 7	Front Washer Motor and Headlight Cleaner Motor	Waschermotor und Scheinwerferwaschermotor
F 8	Front Wiper Motor	Windschutzscheibenwischermotor
F 9	Fuel Filter Warning SW	Kraftstoffilterwarnschalter
G 1	Glow Plug	Glühkerzen
H 4	Headlight LH	Scheinwerfer, links
H 5	Headlight RH	Scheinwerfer, rechts
H 7	Horn LH	Hupe, links
H 8	Horn RH	Hupe, rechts
I 7	Injection Pump	Einspritzpumpe
J 1	Junction Connector	Verbindungsstecker
J 2	Junction Connector	Verbindungsstecker
O 1	Oil Pressure SW	Öldruckschalter
O 2	Outer Ambient Temp. Sensor	Außentemperatursensor
S 1	Speed Sensor (Combination Meter)	Geschwindigkeitssensor (Kombiinstrument)
S 3	Starter	Anlasser
S 4	Starter	Anlasser
T 3	Turbo Pressure Sensor	Ladedrucksensor
V 2	VSV (A/C Idle-Up)	VSV (A/C-Schnelleerlauf)
V 7	VSV (Intake Shutter)	VSV (Ansaugklappe)
W 1	Water Temp. Sender	Kühlmitteltemperaturgeber
W 2	Water Temp. Sensor	Kühlmitteltemperatursensor
W 3	Winch Main Relay	Windenhauptrelais
W 4	Winch Main Relay	Windenhauptrelais
W 5	Winch Main Relay	Windenhauptrelais
W 6	Winch Motor and Control SW	Windenmotor und Steuerschalter
W 7	Winch Motor and Control SW	Windenmotor und Steuerschalter

Position of Parts in Engine Compartment

[LHD : 3L]

English

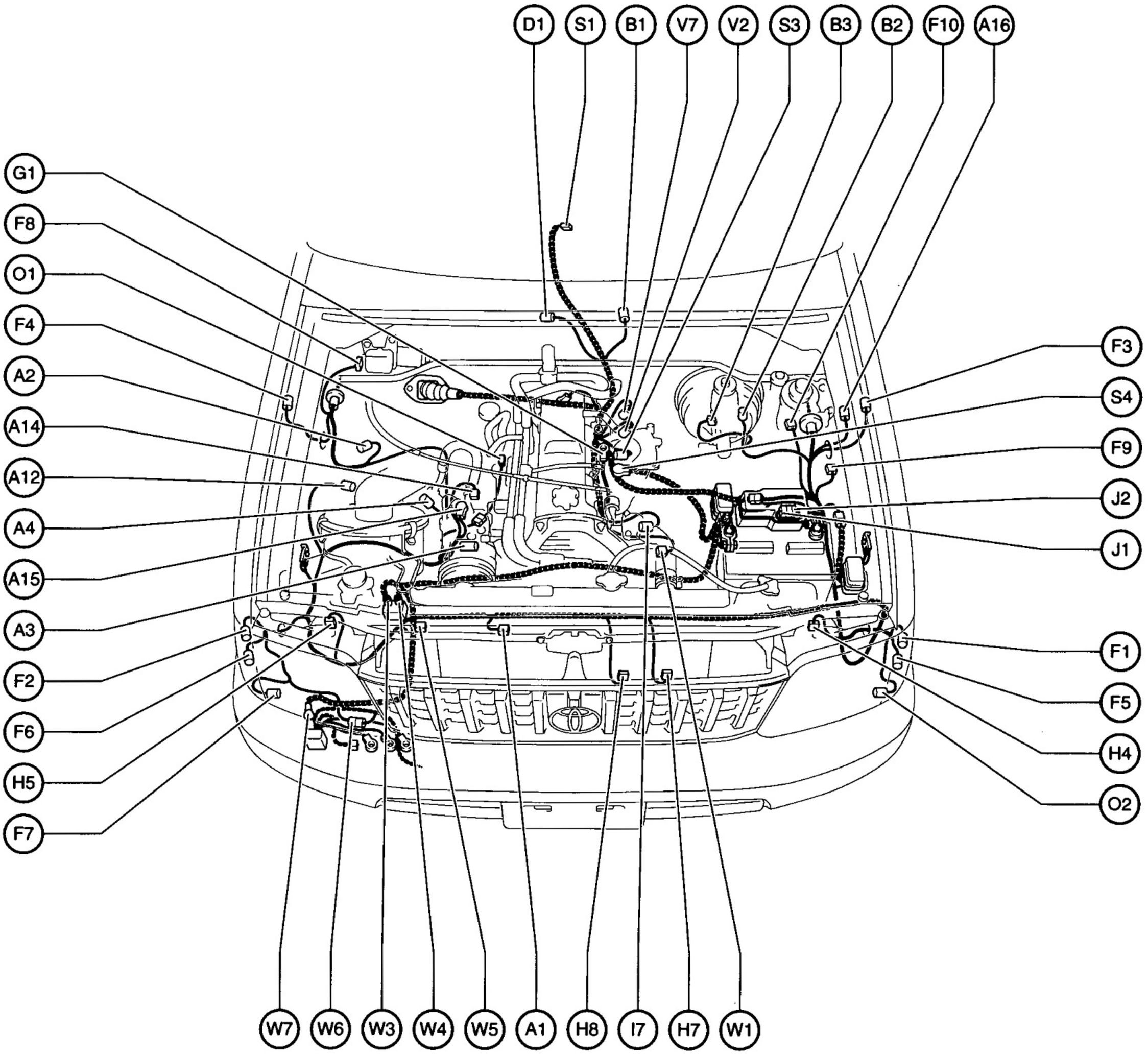

Position of Parts in Engine Compartment

Code	English	*Français*	*Español*
A 1	A/C Condenser Fan Motor	*Moteur de ventilateur de condenseur de A/C*	*Motor del ventilador del condensador del A/C*
A 2	A/C Dual Pressure SW	*Double pressostat A/C*	*Interruptor de presión doble del A/C*
A 3	A/C Magnetic Clutch	*Accouplement magnétique de A/C*	*Embrague magnético del A/C*
A 4	A/C Triple Pressure SW (A/C Dual and Single Pressure SW)	*Triple pressostat de A/C (double pressostat et pressostat simple de A/C)*	*Interruptor de presión triple del A/C (interruptor de presión doble y sencillo del A/C)*
A 12	Air Cleaner Warning SW	*Contacteur de rappel de filtre à air*	*Interruptor de advertencia del filtro de aire*
A 14	Alternator	*Alternateur*	*Alternador*
A 15	Alternator	*Alternateur*	*Alternador*
A 16	Auto Antenna Motor	*Moteur d'antenne électrique*	*Motor de la antena eléctrica*
B 1	Back-Up Light SW	*Contacteur de feux de recul*	*Interruptor de la luz de marcha atrás*
B 2	Brake Fluid Level Warning SW	*Contacteur de rappel de niveau de liquide de frein*	*Interruptor de advertencia del nivel del líquido de frenos*
B 3	Brake Vacuum Warning SW	*Contacteur de rappel de dépression de frein*	*Interruptor de advertencia de vacío del freno*
D 1	Detection SW (Transfer 4WD Position) or (Center Diff. Lock)	*Détecteur (de position 4WD de boîte de transfert) ou (blocage de différentiel central)*	*Interruptor de detección (posición 4WD de la transferencia) o (bloqueo del diferencial central)*
F 1	Front Clearance Light LH	*Feu d'encombrement avant gauche*	*Luz de paso delantera izquierda*
F 2	Front Clearance Light RH	*Feu d'encombrement avant droit*	*Luz de paso delantera derecha*
F 3	Front Side Turn Signal Light LH	*Feu de changement de direction latéral avant gauche*	*Luz de la señal de giro lateral frontal izquierda*
F 4	Front Side Turn Signal Light RH	*Feu de changement de direction latéral avant droit*	*Luz de la señal de giro lateral frontal derecha*
F 5	Front Turn Signal Light LH	*Feu de changement de direction avant gauche*	*Luz de la señal de giro delantera izquierda*
F 6	Front Turn Signal Light RH	*Feu de changement de direction avant droit*	*Luz de la señal de giro delantera derecha*
F 7	Front Washer Motor and Headlight Cleaner Motor	*Moteur de lave-glace de pare-brise et moteur de lave-projecteur avant*	*Motor del lavador frontal y Motor del limpiador del faro*
F 8	Front Wiper Motor	*Moteur d'essuie-glace de pare-brise*	*Motor del limpiador frontal*
F 9	Fuel Filter Warning SW	*Manocontact de rappel de filtre à essence*	*Interruptor de advertencia del filtro de combustible*
F 10	Fuel Heater	*Réchauffeur de combustible*	*Calefactor de combustible*
G 1	Glow Plug	*Bougies de préchauffage*	*Bujía incandescente*
H 4	Headlight LH	*Projecteur avant gauche*	*Faro izquierdo*
H 5	Headlight RH	*Projecteur avant droit*	*Faro derecho*
H 7	Horn LH	*Avertisseur gauche*	*Bocina izquierda*
H 8	Horn RH	*Avertisseur droit*	*Bocina derecha*
I 7	Injection Pump	*Pompe d'injection*	*Bomba de inyección*
J 1	Junction Connector	*Bloc raccord de jonction*	*Conector de enlace*
J 2	Junction Connector	*Bloc raccord de jonction*	*Conector de enlace*
O 1	Oil Pressure SW	*Manocontact de pression d'huile*	*Interruptor de presión de aceite*
O 2	Outer Ambient Temp. Sensor	*Capteur de température ambiante extérieure*	*Sensor de la temperatura ambiente exterior*
S 1	Speed Sensor (Combination Meter)	*Capteur de vitesse (combiné de bord)*	*Sensor de velocidad (medidor de combinación)*
S 3	Starter	*Démarreur*	*Arrancador*
S 4	Starter	*Démarreur*	*Arrancador*
V 2	VSV (A/C Idle-Up)	*VSV (de régime ralenti accéléré de A/C)*	*VSV (aumento del ralentí del A/C)*
V 7	VSV (Intake Shutter)	*VSV (volet obturateur d'admission)*	*VSV (obturador de admisión)*
W 1	Water Temp. Sender	*Jauge émettrice de température d'eau*	*Emisor de la temperatura del agua*
W 3	Winch Main Relay	*Relais principal de treuil*	*Relé principal de la grúa*
W 4	Winch Main Relay	*Relais principal de treuil*	*Relé principal de la grúa*
W 5	Winch Main Relay	*Relais principal de treuil*	*Relé principal de la grúa*
W 6	Winch Motor and Control SW	*Moteur de treuil et commutateur de commande*	*Motor de la grúa e interruptor de control*
W 7	Winch Motor and Control SW	*Moteur de treuil et commutateur de commande*	*Motor de la grúa e interruptor de control*

Position of Parts in Engine Compartment

[LHD : 3L]

English

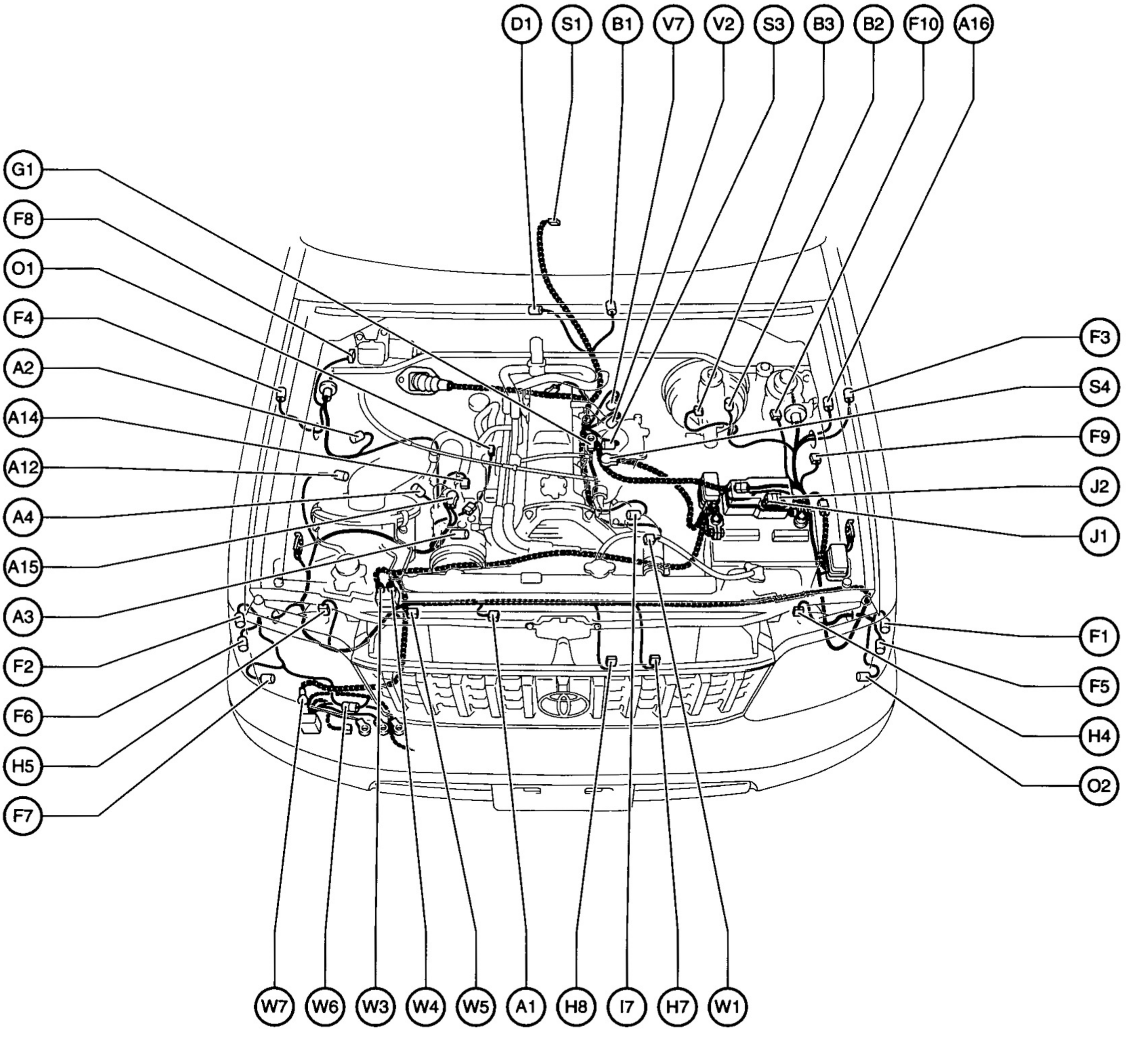

Position of Parts in Engine Compartment

Code	English	Deutsch
A 1	A/C Condenser Fan Motor	A/C-Kondensatorlüftermotor
A 2	A/C Dual Pressure SW	A/C-Doppeldruckschalter
A 3	A/C Magnetic Clutch	A/C-Magnetkupplung
A 4	A/C Triple Pressure SW (A/C Dual and Single Pressure SW)	A/C-Dreifachdruckschalter (A/C-Doppel- und Einfachdruckschalter)
A 12	Air Cleaner Warning SW	Luftfilterwarnschalter
A 14	Alternator	Generator
A 15	Alternator	Generator
A 16	Auto Antenna Motor	Antennenmotor
B 1	Back-Up Light SW	Rückfahrscheinwerferschalter
B 2	Brake Fluid Level Warning SW	Bremsflüssigkeitswarnschalter
B 3	Brake Vacuum Warning SW	Bremsunterdruckwarnschalter
D 1	Detection SW (Transfer 4WD Position) or (Center Diff. Lock)	Abtastschalter (4WD-Verteilergetriebeposition) oder (mittlere Differentialsperre)
F 1	Front Clearance Light LH	vordere Begrenzungsleuchte, links
F 2	Front Clearance Light RH	vordere Begrenzungsleuchte, rechts
F 3	Front Side Turn Signal Light LH	seitliche Blinkleuchte, links
F 4	Front Side Turn Signal Light RH	seitliche Blinkleuchte, rechts
F 5	Front Turn Signal Light LH	vordere Blinkleuchte, links
F 6	Front Turn Signal Light RH	vordere Blinkleuchte, rechts
F 7	Front Washer Motor and Headlight Cleaner Motor	Waschermotor und Scheinwerferwaschermotor
F 8	Front Wiper Motor	Windschutzscheibenwischermotor
F 9	Fuel Filter Warning SW	Kraftstoffilterwarnschalter
F 10	Fuel Heater	Kraftstoffheizung
G 1	Glow Plug	Glühkerzen
H 4	Headlight LH	Scheinwerfer, links
H 5	Headlight RH	Scheinwerfer, rechts
H 7	Horn LH	Hupe, links
H 8	Horn RH	Hupe, rechts
I 7	Injection Pump	Einspritzpumpe
J 1	Junction Connector	Verbindungsstecker
J 2	Junction Connector	Verbindungsstecker
O 1	Oil Pressure SW	Öldruckschalter
O 2	Outer Ambient Temp. Sensor	Außentemperatursensor
S 1	Speed Sensor (Combination Meter)	Geschwindigkeitssensor (Kombiinstrument)
S 3	Starter	Anlasser
S 4	Starter	Anlasser
V 2	VSV (A/C Idle-Up)	VSV (A/C-Schnelleerlauf)
V 7	VSV (Intake Shutter)	VSV (Ansaugklappe)
W 1	Water Temp. Sender	Kühlmitteltemperaturgeber
W 3	Winch Main Relay	Windenhauptrelais
W 4	Winch Main Relay	Windenhauptrelais
W 5	Winch Main Relay	Windenhauptrelais
W 6	Winch Motor and Control SW	Windenmotor und Steuerschalter
W 7	Winch Motor and Control SW	Windenmotor und Steuerschalter

Position of Parts in Instrument Panel

[LHD : 1]

English

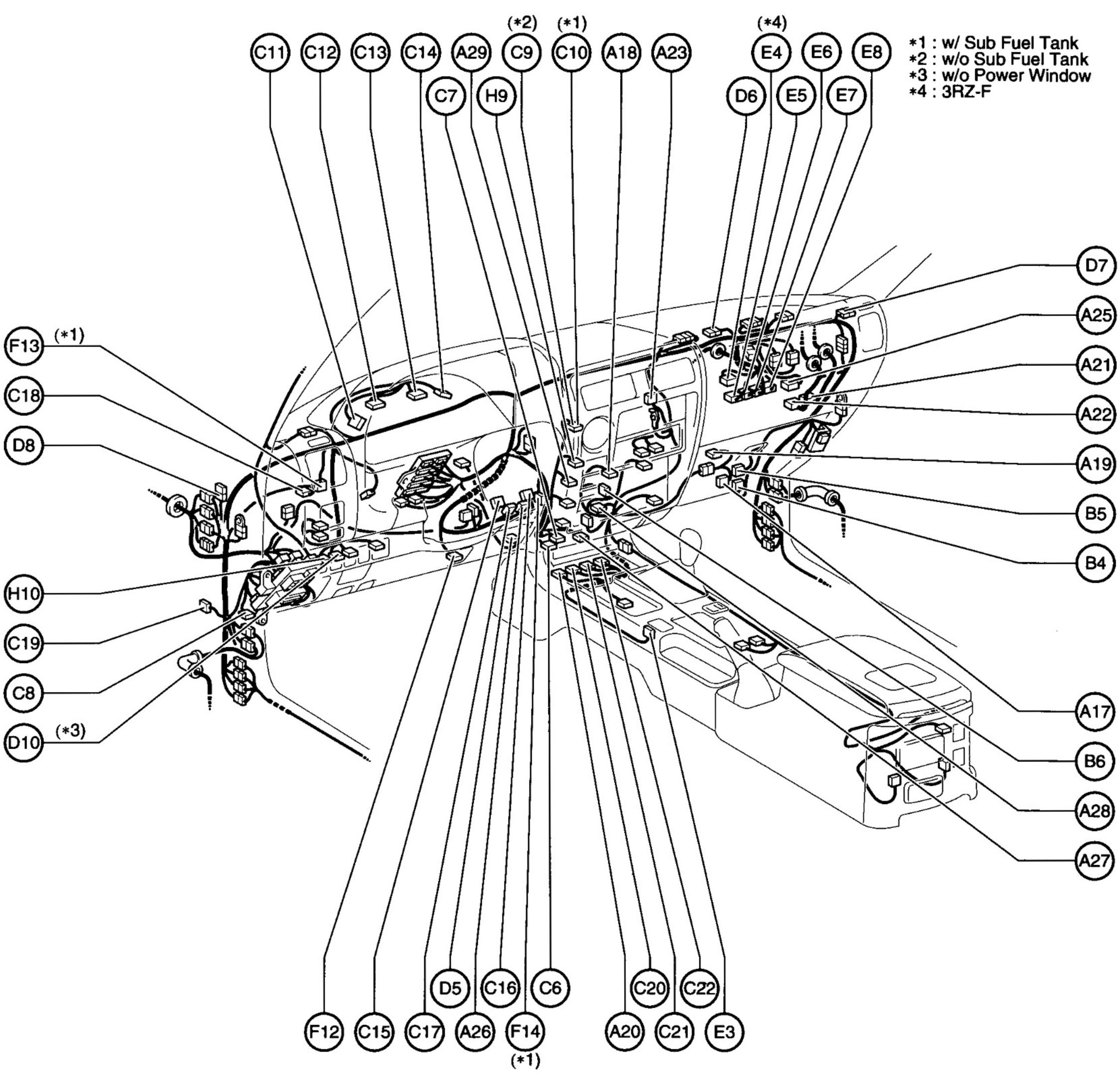

Position of Parts in Instrument Panel

Code	English	*Français*	*Español*
A 17	A/C Amplifier	*Amplificateur de A/C*	*Amplificador del A/C*
A 18	A/C SW	*Commande de A/C*	*Interruptor del A/C*
A 19	A/C Thermistor (Front)	*Thermistance de A/C (avant)*	*Termistor del A/C (frontal)*
A 20	ABS Deceleration Sensor	*Capteur de décélération ABS*	*Sensor de desaceleración del ABS*
A 21	ABS ECU	*ECU ABS*	*ECU del ABS*
A 22	ABS ECU	*ECU ABS*	*ECU del ABS*
A 23	Accessory Meter	*Compteur accessoire*	*Medidor de accesorios*
A 25	Airbag Squib (Front Passenger Airbag Assembly)	*Charge explosive de sac gonflable (ensemble de sac gonflable de passager avant)*	*Detonador del colchón de aire (conjunto del colchón de aire del pasajero delantero)*
A 26	Airbag Squib (Steering Wheel Pad)	*Charge explosive de sac gonflable (rembourrage de volant de direction)*	*Detonador del colchón de aire (almohadilla del volante de dirección)*
A 27	Ashtray Illumination	*Eclairage de cendrier*	*Iluminación del cenicero*
A 28	Auto Antenna Control Relay	*Relais de commande d'antenne électrique*	*Relé de control de la antena eléctrica*
A 29	Auto Antenna SW	*Contacteur d'antenne électrique*	*Interruptor de la antena eléctrica*
B 4	Blower Motor	*Moteur de soufflerie*	*Motor del soplador*
B 5	Blower Resistor	*Résistance de soufflerie*	*Resistor del soplador*
B 6	Blower SW	*Commande de soufflerie*	*Interruptor del soplador*
C 6	Cigarette Lighter	*Allume-cigare*	*Encendedor de cigarrillos*
C 7	Cigarette Lighter Illumination	*Eclairage d'allume-cigare*	*Iluminación del encendedor de cigarrillos*
C 8	Circuit Opening Relay	*Relais d'ouverture de circuit*	*Relé de abertura del circuito*
C 9	Clock	*Montre électrique de bord*	*Reloj*
C 10	Clock and Sub Fuel Tank Gauge	*Montre électrique de bord et jauge de niveau d'essence de réservoir auxiliaire*	*Reloj y medidor del depósito de combustible secundario*
C 11	Combination Meter	*Combiné de bord*	*Medidor de combinación*
C 12	Combination Meter	*Combiné de bord*	*Medidor de combinación*
C 13	Combination Meter	*Combiné de bord*	*Medidor de combinación*
C 14	Combination Meter	*Combiné de bord*	*Medidor de combinación*
C 15	Combination SW	*Commande combinée*	*Interruptor de combinación*
C 16	Combination SW	*Commande combinée*	*Interruptor de combinación*
C 17	Combination SW	*Commande combinée*	*Interruptor de combinación*
C 18	Cruise Control Clutch SW	*Contacteur d'accouplement de programmateur de vitesse de croisière*	*Interruptor del embrague de control de crucero*
C 19	Cruise Control ECU	*ECU de programmateur de vitesse de croisière*	*ECU de control de crucero*
C 20	Center Airbag Sensor Assembly	*Ensemble de capteur de sac gonflable central*	*Conjunto del sensor del colchón de aire central*
C 21	Center Airbag Sensor Assembly	*Ensemble de capteur de sac gonflable central*	*Conjunto del sensor del colchón de aire central*
C 22	Center Airbag Sensor Assembly	*Ensemble de capteur de sac gonflable central*	*Conjunto del sensor del colchón de aire central*
D 5	Daytime Running Light Relay	*Relais de dispositifs d'éclairage de conduite de jour*	*Relé de la luz de marcha diurna*
D 6	Diode (Door Courtesy)	*Diode (d'éclairage de courtoisie sur porte)*	*Diodo (cortesía de la puerta)*
D 7	Diode (Glow Plug)	*Diode (bougie de préchauffage)*	*Diodo (bujía incandescente)*
D 8	Diode (Headlight Beam Level Control)	*Diode (commande de réglage d'orientation de faisceau de projecteur)*	*Diodo (control del nivel del haz de los faros)*
D 10	Door Lock Control SW	*Commande de condamnation de porte*	*Interruptor de control de bloqueo de la puerta*
E 3	ECT Pattern Select SW	*Sélecteur de mode de sélection de rapport de boîte ECT*	*Selector de patrón de ECT*
E 4	Emission ECU	*ECU antipollution*	*ECU de emisiones de escape*
E 5	Engine ECU (M/T) or Engine and ECT ECU (A/T)	*ECU de moteur (M/T) ou ECU de moteur et de boîte ECT (A/T)*	*ECU del motor (M/T) o ECU del motor y ECT (A/T)*
E 6	Engine ECU (M/T) or Engine and ECT ECU (A/T)	*ECU de moteur (M/T) ou ECU de moteur et de boîte ECT (A/T)*	*ECU del motor (M/T) o ECU del motor y ECT (A/T)*
E 7	Engine ECU (M/T) or Engine and ECT ECU (A/T)	*ECU de moteur (M/T) ou ECU de moteur et de boîte ECT (A/T)*	*ECU del motor (M/T) o ECU del motor y ECT (A/T)*
E 8	Engine ECU (M/T) or Engine and ECT ECU (A/T)	*ECU de moteur (M/T) ou ECU de moteur et de boîte ECT (A/T)*	*ECU del motor (M/T) o ECU del motor y ECT (A/T)*
F 12	Front Speaker (Instrument Panel)	*Haut-parleur avant (tableau de bord)*	*Altavoz frontal (tablero de instrumentos)*
F 13	Fuel Pump Select Relay or Short Connector	*Relais de sélection de pompe d'alimentation d'essence ou bloc raccord de shunt*	*Relé de selección de la bomba de combustible o conector cortocircuitador*
F 14	Fuel Tank Changeover SW	*Contacteur de changement de réservoir de carburant*	*Conmutador del depósito de combustible*
H 9	Hazard SW	*Commande de feux de détresse*	*Interruptor de peligro*
H 10	Headlight Beam Level Control SW	*Commande de réglage d'orientation de faisceau de projecteur avant*	*Interruptor de control del nivel del haz del faro*

Position of Parts in Instrument Panel

[LHD : 1]

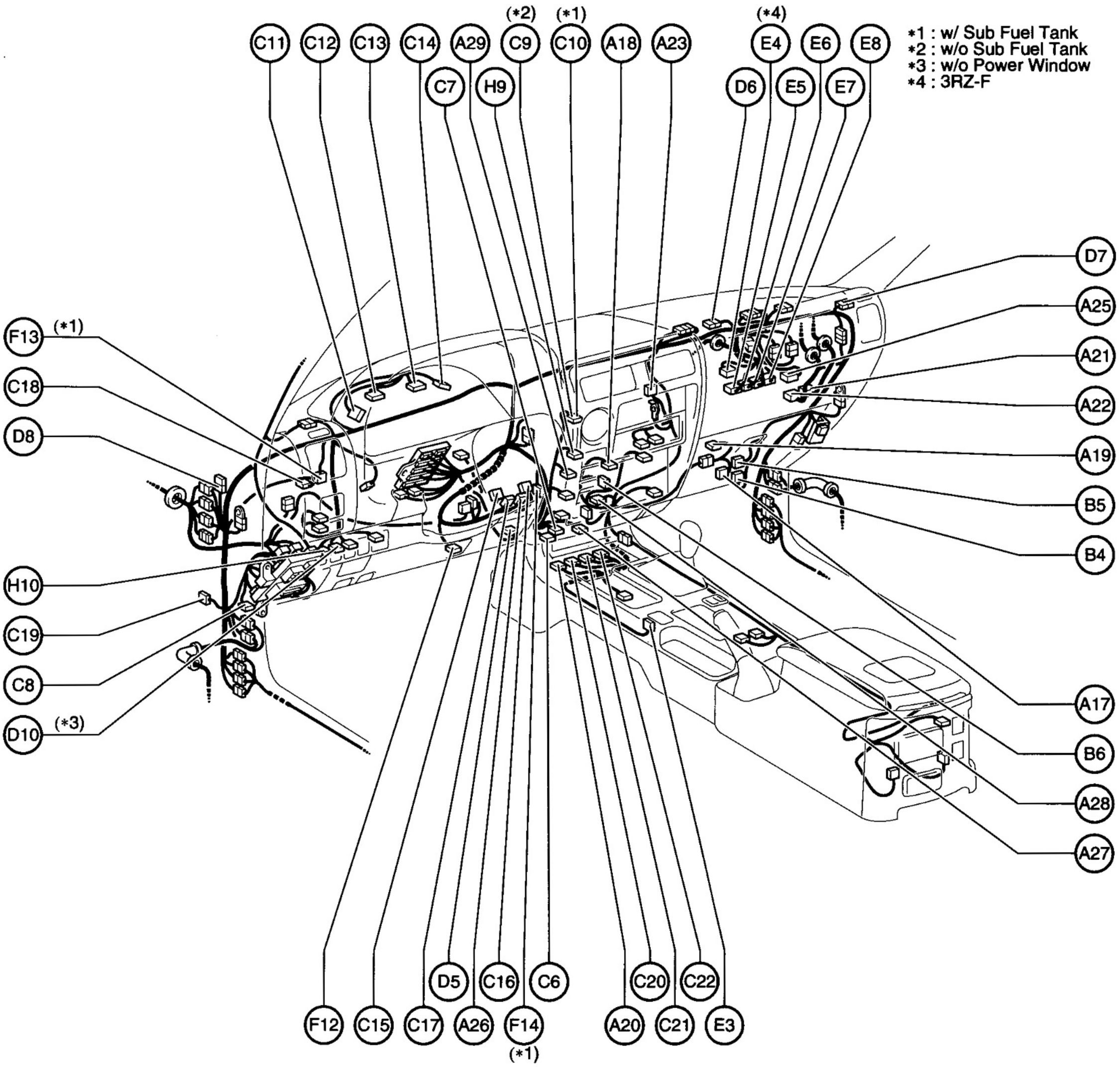

Position of Parts in Instrument Panel

Code	English	Deutsch
A 17	A/C Amplifier	A/C-Verstärker
A 18	A/C SW	A/C-Schalter
A 19	A/C Thermistor (Front)	A/C-Thermistor (vorn)
A 20	ABS Deceleration Sensor	ABS-Verzögerungssensor
A 21	ABS ECU	ABS-ECU
A 22	ABS ECU	ABS-ECU
A 23	Accessory Meter	Zubehörinstrument
A 25	Airbag Squib (Front Passenger Airbag Assembly)	Airbag-Zündladung (Beifahrerairbag)
A 26	Airbag Squib (Steering Wheel Pad)	Airbag-Zündladung (Lenkradpolster)
A 27	Ashtray Illumination	Aschenbecherbeleuchtung
A 28	Auto Antenna Control Relay	Antennensteuerrelais
A 29	Auto Antenna SW	Antennenschalter
B 4	Blower Motor	Gebläsemotor
B 5	Blower Resistor	Gebläsewiderstand
B 6	Blower SW	Gebläseschalter
C 6	Cigarette Lighter	Zigarettenanzünder
C 7	Cigarette Lighter Illumination	Zigarettenanzünderbeleuchtung
C 8	Circuit Opening Relay	Schaltkreisöffnungsrelais
C 9	Clock	Uhr
C 10	Clock and Sub Fuel Tank Gauge	Uhr und Kraftstoffstandanzeige im Kraftstoffnebentank
C 11	Combination Meter	Kombiinstrument
C 12	Combination Meter	Kombiinstrument
C 13	Combination Meter	Kombiinstrument
C 14	Combination Meter	Kombiinstrument
C 15	Combination SW	Kombischalter
C 16	Combination SW	Kombischalter
C 17	Combination SW	Kombischalter
C 18	Cruise Control Clutch SW	Geschwindigkeitskonstanthalter-Kupplungsschalter
C 19	Cruise Control ECU	Geschwindigkeitskonstanthalter-ECU
C 20	Center Airbag Sensor Assembly	mittlerer Airbagsensor
C 21	Center Airbag Sensor Assembly	mittlerer Airbagsensor
C 22	Center Airbag Sensor Assembly	mittlerer Airbagsensor
D 5	Daytime Running Light Relay	Tagesfahrleuchtenrelais
D 6	Diode (Door Courtesy)	Diode (Türleuchte)
D 7	Diode (Glow Plug)	Diode (Glühkerzen)
D 8	Diode (Headlight Beam Level Control)	Diode (Leuchtweitenstellung)
D 10	Door Lock Control SW	Türverriegelungssteuerschalter
E 3	ECT Pattern Select SW	ECT-Schaltbetriebsartwahlschalter
E 4	Emission ECU	Abgas-ECU
E 5	Engine ECU (M/T) or Engine and ECT ECU (A/T)	Motor-ECU (M/T) oder Motor- und ECT-ECU (A/T)
E 6	Engine ECU (M/T) or Engine and ECT ECU (A/T)	Motor-ECU (M/T) oder Motor- und ECT-ECU (A/T)
E 7	Engine ECU (M/T) or Engine and ECT ECU (A/T)	Motor-ECU (M/T) oder Motor- und ECT-ECU (A/T)
E 8	Engine ECU (M/T) or Engine and ECT ECU (A/T)	Motor-ECU (M/T) oder Motor- und ECT-ECU (A/T)
F 12	Front Speaker (Instrument Panel)	Frontlautsprecher (Armaturenbrett)
F 13	Fuel Pump Select Relay or Short Connector	Kraftstoffpumpenwahlrelais oder Kurzschlußstecker
F 14	Fuel Tank Changeover SW	Kraftstofftankumschalter
H 9	Hazard SW	Warnblinkschalter
H 10	Headlight Beam Level Control SW	Leuchtweitenstellschalter

Position of Parts in Instrument Panel

[LHD : 2]

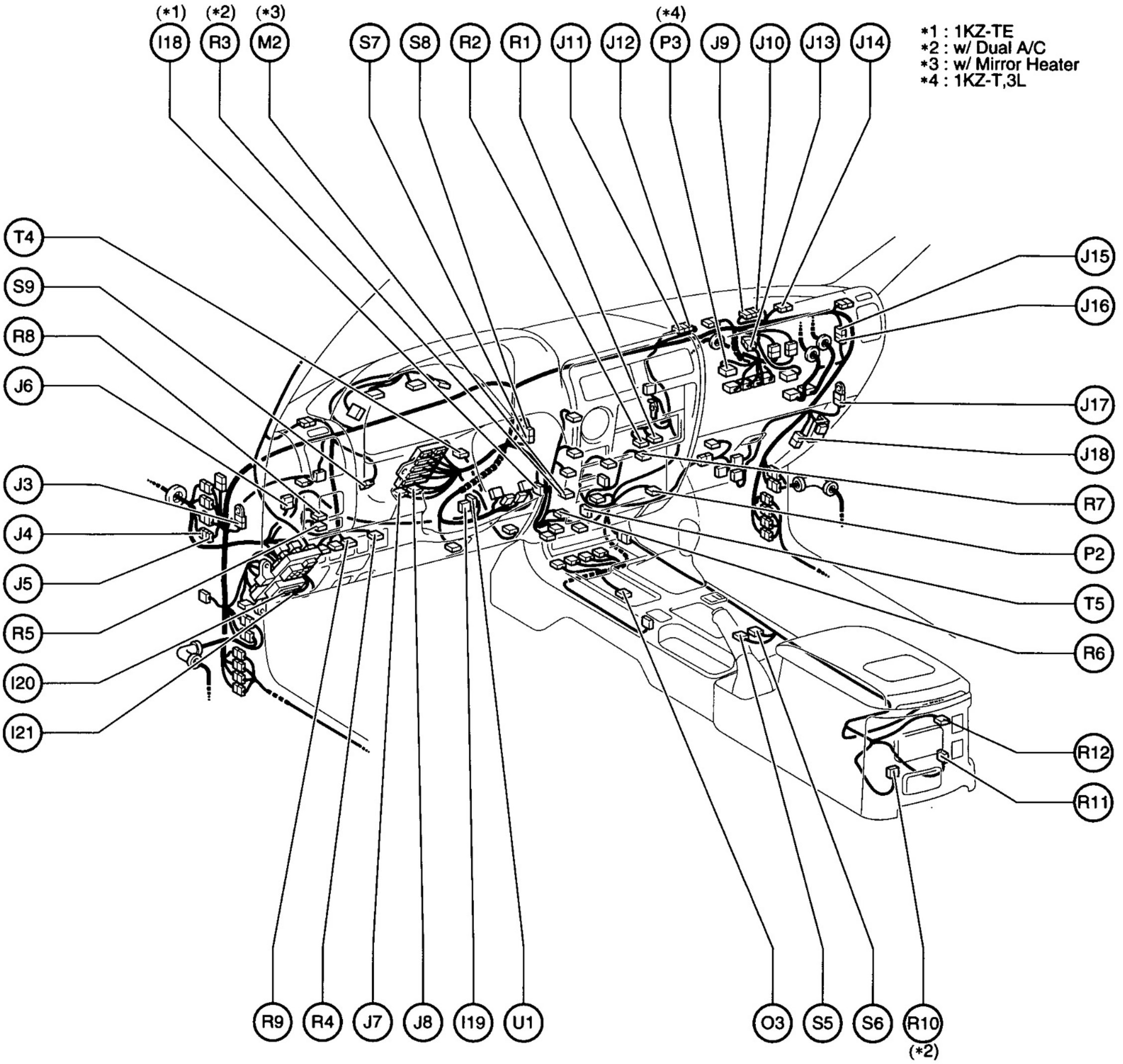

Position of Parts in Instrument Panel

Code	English	*Français*	*Español*
I 18	Idle-Up SW	*Contacteur de régime ralenti accéléré*	*Interruptor de aumento del ralentí*
I 19	Ignition SW	*Contacteur d'allumage*	*Interruptor de encendido*
I 20	Integration Relay	*Relais d'intégration*	*Relé de integración*
I 21	Integration Relay	*Relais d'intégration*	*Relé de integración*
J 3	Junction Connector	*Bloc raccord de jonction*	*Conector de enlace*
J 4	Junction Connector	*Bloc raccord de jonction*	*Conector de enlace*
J 5	Junction Connector	*Bloc raccord de jonction*	*Conector de enlace*
J 6	Junction Connector	*Bloc raccord de jonction*	*Conector de enlace*
J 7	Junction Connector	*Bloc raccord de jonction*	*Conector de enlace*
J 8	Junction Connector	*Bloc raccord de jonction*	*Conector de enlace*
J 9	Junction Connector	*Bloc raccord de jonction*	*Conector de enlace*
J 10	Junction Connector	*Bloc raccord de jonction*	*Conector de enlace*
J 11	Junction Connector	*Bloc raccord de jonction*	*Conector de enlace*
J 12	Junction Connector	*Bloc raccord de jonction*	*Conector de enlace*
J 13	Junction Connector	*Bloc raccord de jonction*	*Conector de enlace*
J 14	Junction Connector	*Bloc raccord de jonction*	*Conector de enlace*
J 15	Junction Connector	*Bloc raccord de jonction*	*Conector de enlace*
J 16	Junction Connector	*Bloc raccord de jonction*	*Conector de enlace*
J 17	Junction Connector	*Bloc raccord de jonction*	*Conector de enlace*
J 18	Junction Connector	*Bloc raccord de jonction*	*Conector de enlace*
M 2	Mirror Heater SW	*Contacteur de résistance électrique de chauffage rétroviseur*	*Interruptor del calefactor del retrovisor*
O 3	O/D Main SW and A/T Shift Lever Illumination	*Contacteur principal O/D et éclairage de levier de changement de vitesses de A/T*	*Interruptor principal de O/D e iluminación de la palanca de cambios de la A/T*
P 2	Power Outlet (Front)	*Prise d'alimentation (avant)*	*Toma de alimentación (frontal)*
P 3	Pre-Heating Timer	*Minuterie de préchauffage*	*Distribuidor de precalentamiento*
R 1	Radio and Player	*Autoradio et lecteur de cassettes*	*Radio y reproductor*
R 2	Radio and Player	*Autoradio et lecteur de cassettes*	*Radio y reproductor*
R 3	Rear A/C SW (Front)	*Commande de A/C arrière (avant)*	*Interruptor del A/C trasero (frontal)*
R 4	Rear Diff. Lock SW	*Contacteur de blocage de différentiel arrière*	*Interruptor de enclavamiento del diferencial trasero*
R 5	Rear Fog Light SW	*Commande de projecteur antibrouillard arrière*	*Interruptor de la luz antiniebla trasera*
R 6	Rear Heater SW (Front)	*Commande de chauffage arrière (avant)*	*Interruptor del calefactor trasero (frontal)*
R 7	Rear Window Defogger SW	*Commande de désembueur de glace de lunette arrière*	*Interruptor del desempañador de la ventanilla trasera*
R 8	Remote Control Mirror SW	*Commande de rétroviseur à commande électrique*	*Interruptor del espejo retrovisor de control remoto*
R 9	Rheostat	*Rhéostat*	*Reóstato*
R 10	Rear A/C Control SW	*Commande de A/C arrière*	*Interruptor de control del A/C trasero*
R 11	Rear Heater Blower SW	*Commande de soufflerie de chauffage arrière*	*Interruptor del soplador del calefactor trasero*
R 12	Rear Heater SW (Rear)	*Commande de chauffage arrière (arrière)*	*Interruptor del calefactor trasero (trasero)*
S 5	Seat Heater SW LH	*Commande de chauffage de siège gauche*	*Interruptor del calefactor del asiento izquierdo*
S 6	Seat Heater SW RH	*Commande de chauffage de siège droit*	*Interruptor del calefactor del asiento derecho*
S 7	Short Connector (SRS)	*Bloc raccord de shunt (SRS)*	*Conector cortocircuitador (SRS)*
S 8	Short Connector (SRS)	*Bloc raccord de shunt (SRS)*	*Conector cortocircuitador (SRS)*
S 9	Stop Light SW	*Contacteur de feux stop*	*Interruptor de la luz de parada*
T 4	Transponder Key Amplifier	*Amplificateur de clé de transpondeur*	*Amplificador de la llave de transmisor*
T 5	Transponder Key Computer	*Ordinateur de clé de transpondeur*	*Computadora de la llave de transmisor*
U 1	Unlock Warning SW	*Contacteur de rappel de libération*	*Interruptor de advertencia de desbloqueo*

Position of Parts in Instrument Panel

[LHD : 2]

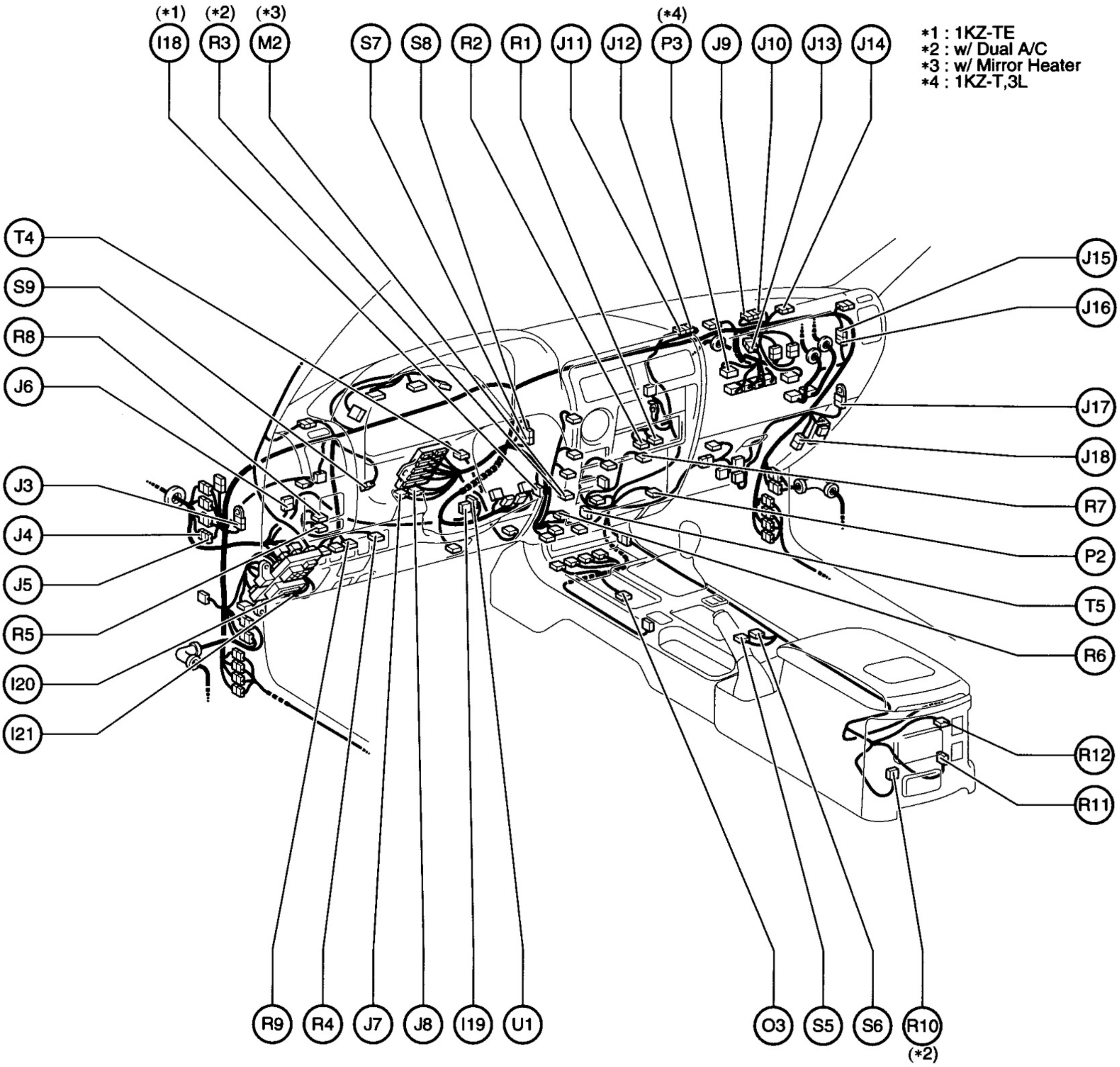

Position of Parts in Instrument Panel

Code	English	Deutsch
I 18	Idle-Up SW	Schnelleerlaufschalter
I 19	Ignition SW	Zündschalter
I 20	Integration Relay	integriertes Relais
I 21	Integration Relay	integriertes Relais
J 3	Junction Connector	Verbindungsstecker
J 4	Junction Connector	Verbindungsstecker
J 5	Junction Connector	Verbindungsstecker
J 6	Junction Connector	Verbindungsstecker
J 7	Junction Connector	Verbindungsstecker
J 8	Junction Connector	Verbindungsstecker
J 9	Junction Connector	Verbindungsstecker
J 10	Junction Connector	Verbindungsstecker
J 11	Junction Connector	Verbindungsstecker
J 12	Junction Connector	Verbindungsstecker
J 13	Junction Connector	Verbindungsstecker
J 14	Junction Connector	Verbindungsstecker
J 15	Junction Connector	Verbindungsstecker
J 16	Junction Connector	Verbindungsstecker
J 17	Junction Connector	Verbindungsstecker
J 18	Junction Connector	Verbindungsstecker
M 2	Mirror Heater SW	Außenspiegelheizungsschalter
O 3	O/D Main SW and A/T Shift Lever Illumination	O/D-Hauptschalter und A/T-Wählhebelbeleuchtung
P 2	Power Outlet (Front)	Strombuchse (vorn)
P 3	Pre-Heating Timer	Vorheiztimer
R 1	Radio and Player	Radio und Cassettenspieler
R 2	Radio and Player	Radio und Cassettenspieler
R 3	Rear A/C SW (Front)	Schalter, hintere A/C (vorn)
R 4	Rear Diff. Lock SW	Verriegelungsschalter für hinteres Differential
R 5	Rear Fog Light SW	Nebelschlußleuchtenschalter
R 6	Rear Heater SW (Front)	hinterer Heizungsschalter (vorn)
R 7	Rear Window Defogger SW	Heckscheibenheizungsschalter
R 8	Remote Control Mirror SW	Außenspiegelschalter
R 9	Rheostat	Widerstand
R 10	Rear A/C Control SW	Schalter, hintere A/C
R 11	Rear Heater Blower SW	Gebläseschalter, hintere Heizung
R 12	Rear Heater SW (Rear)	hinterer Heizungsschalter (hinten)
S 5	Seat Heater SW LH	Sitzheizungsschalter, links
S 6	Seat Heater SW RH	Sitzheizungsschalter, rechts
S 7	Short Connector (SRS)	Kurzschlußstecker (SRS)
S 8	Short Connector (SRS)	Kurzschlußstecker (SRS)
S 9	Stop Light SW	Bremsleuchtenschalter
T 4	Transponder Key Amplifier	Transpondertastenverstärker
T 5	Transponder Key Computer	Transpondertastenmikroprozessor
U 1	Unlock Warning SW	Entriegelungswarnschalter

Position of Parts in Body

[LHD : 5-Door]

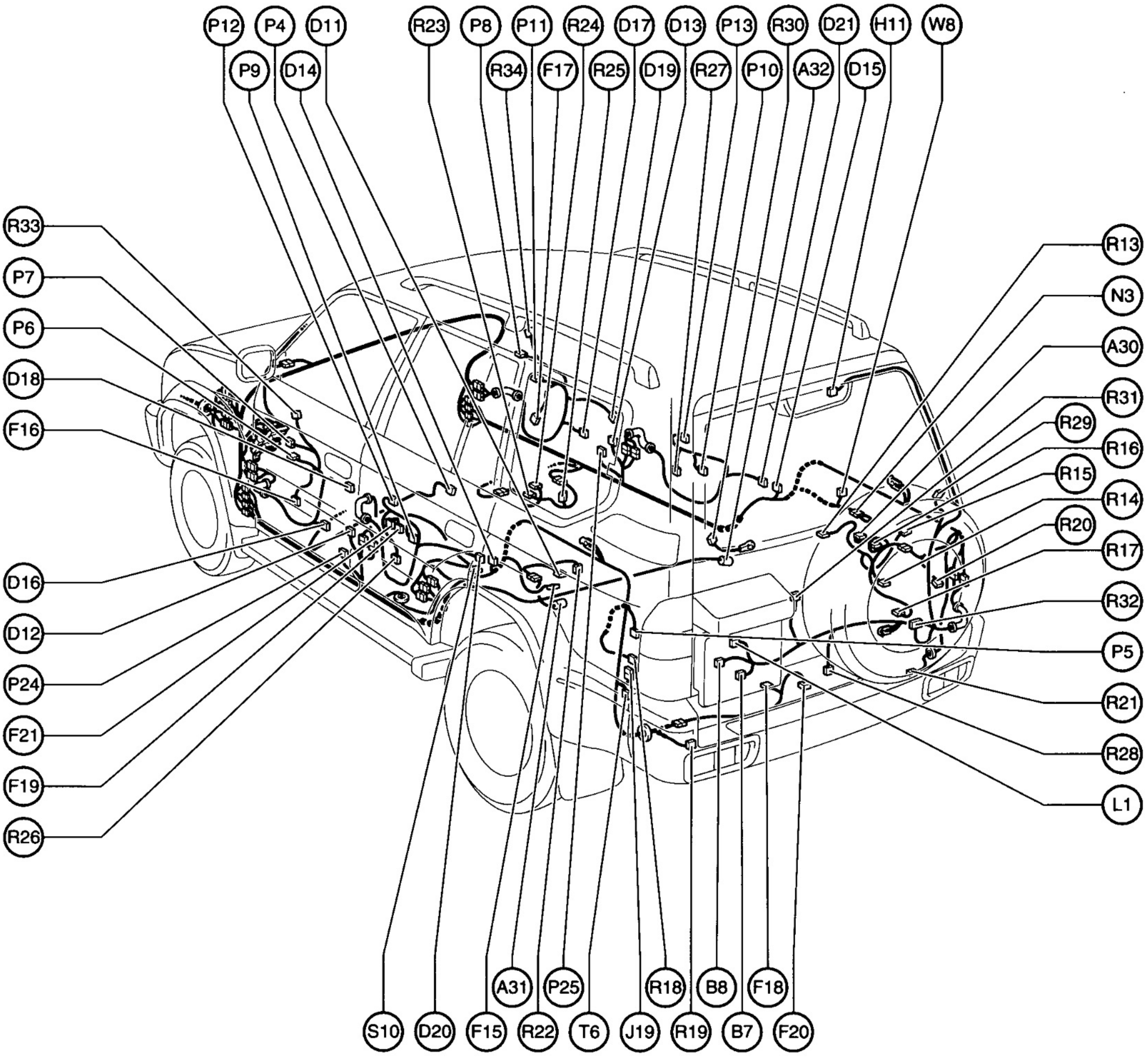

Code	English	*Français*	*Español*
A 30	A/C Thermistor (Rear)	*Thermistance de A/C (arrière)*	*Termistor del A/C (trasero)*
A 31	ABS Speed Sensor Rear LH	*Capteur de vitesse de ABS arrière gauche*	*Sensor de velocidad de ABS, trasero izquierdo*
A 32	ABS Speed Sensor Rear RH	*Capteur de vitesse de ABS arrière droit*	*Sensor de velocidad de ABS, trasero derecho*
B 7	Back Door Courtesy SW	*Contacteur d'éclairage de courtoisie de hayon*	*Interruptor de cortesía de la puerta posterior*
B 8	Back Door Lock Motor, Door Key Lock and Unlock SW and Door Unlock Detection SW	*Moteur de condamnation de hayon, contacteur de condamnation et de libération de porte et contacteur de détection de libération de porte*	*Motor de bloqueo de la puerta posterior, interruptor de bloqueo y desbloqueo de la llave de la puerta e interruptor de detección de desbloqueo de la puerta*
D 11	Detection SW (Rear Diff. Lock)	*Détecteur (blocage de différentiel arrière)*	*Interruptor de detección (bloqueo del diferencial trasero)*
D 12	Door Courtesy SW Front LH	*Contacteur d'éclairage de courtoisie sur porte avant gauche*	*Interruptor de cortesía de la puerta frontal izquierda*
D 13	Door Courtesy SW Front RH	*Contacteur d'éclairage de courtoisie sur porte avant droite*	*Interruptor de cortesía de la puerta frontal derecha*
D 14	Door Courtesy SW Rear LH	*Contacteur d'éclairage de courtoisie sur porte arrière gauche*	*Interruptor de cortesía de la puerta trasera izquierda*

Position of Parts in Body (Cont'd)

Code	English	*Français*	*Español*
D 15	Door Courtesy SW Rear RH	*Contacteur d'éclairage de courtoisie sur porte arrière droite*	*Interruptor de cortesía de la puerta trasera derecha*
D 16	Door Key Lock and Unlock SW LH	*Contacteur de condamnation et de libération de porte gauche avec la clé*	*Interruptor de bloqueo y desbloqueo de la llave de la puerta izquierda*
D 17	Door Key Lock and Unlock SW RH	*Contacteur de condamnation et de libération de porte droite avec la clé*	*Interruptor de bloqueo y desbloqueo de la llave de la puerta derecha*
D 18	Door Lock Motor and Door Unlock Detection SW Front LH	*Moteur de condamnation de porte et contacteur de détection de libération de porte avant gauche*	*Motor de bloqueo de la puerta e interruptor de detección de desbloqueo de la puerta frontal izquierda*
D 19	Door Lock Motor and Door Unlock Detection SW Front RH	*Moteur de condamnation de porte et contacteur de détection de libération de porte avant droite*	*Motor de bloqueo de la puerta e interruptor de detección de desbloqueo de la puerta frontal derecha*
D 20	Door Lock Motor and Door Unlock Detection SW Rear LH	*Moteur de condamnation de porte et contacteur de détection de libération de porte arriére gauche*	*Motor de bloqueo de la puerta e interruptor de detección de desbloqueo de la puerta trasera izquierda*
D 21	Door Lock Motor and Door Unlock Detection SW Rear RH	*Moteur de condamnation de porte et contacteur de détection de libération de porte arriére droite*	*Motor de bloqueo de la puerta e interruptor de detección de desbloqueo de la puerta trasera derecha*
F 15	4WD Control ECU	*Unité ECU de contrôle 4WD*	*ECU de control de 4WD*
F 16	Front Speaker LH	*Haut-parleur avant gauche*	*Altavoz frontal izquierdo*
F 17	Front Speaker RH	*Haut-parleur avant droit*	*Altavoz frontal derecho*
F 18	Fuel Pump	*Pompe d'alimentation*	*Bomba de combustible*
F 19	Fuel Return Solenoid Valve	*Soupape à solénoïde de retour de carburant*	*Válvula de solenoide de retorno de com bustible*
F 20	Fuel Sender	*Jauge émettrice de niveau d'essence*	*Emisor de combustible*
F 21	Fuel Solenoid Valve	*Soupape à solénoïde de carburant*	*Válvula de solenoide de combustible*
H 11	High Mounted Stop Light	*Feux stop à implantation haute*	*Luz de parada de montura alta*
J 19	Junction Connector	*Bloc raccord de jonction*	*Conector de enlace*
L 1	License Plate Light	*Eclairage de plaque minéralogique*	*Luz de la matrícula*
N 3	Noise Filter (Rear Window Defogger)	*Filtre antiparasites (désembueur de lunette arrière)*	*Filtro de ruido (desempañador de la ventanilla trasera)*
P 4	Parking Brake SW	*Contacteur de frein de stationnement*	*Interruptor del freno de estacionamiento*
P 5	Power Outlet (Rear)	*Prise d'alimentation (arrière)*	*Toma de alimentación (trasera)*
P 6	Power Window Master SW and Door Lock Control SW	*Commande générale de lève-glace électrique et commande de condamnation de porte*	*Interruptor principal de la ventanilla automática e interruptor de control de bloqueo de la puerta*
P 7	Power Window Motor Front LH	*Moteur de lève-glace électrique avant gauche*	*Motor de la ventanilla automática frontal izquierda*
P 8	Power Window Motor Front RH	*Moteur de lève-glace électrique avant droit*	*Motor de la ventanilla automática frontal derecha*
P 9	Power Window Motor Rear LH	*Moteur de lève-glace électrique arrière gauche*	*Motor de la ventanilla automática trasera izquierda*
P 10	Power Window Motor Rear RH	*Moteur de lève-glace électrique arrière droit*	*Motor de la ventanilla automática trasera derecha*
P 11	Power Window SW (Front Passenger's Side)	*Commande de lève-glace électrique (de passager avant)*	*Interruptor de la ventanilla automática (lado del pasajero delantero)*
P 12	Power Window SW Rear LH	*Commande de lève-glace électrique arrière gauche*	*Interruptor de la ventanilla automática trasera izquierda*
P 13	Power Window SW Rear RH	*Commande de lève-glace électrique arrière droite*	*Interruptor de la ventanilla automática trasera derecha*
P 24	Pretensioner LH	*Prétendeur gauche*	*Pretensor izquierdo*
P 25	Pretensioner RH	*Prétendeur droit*	*Pretensor derecho*
R 13	Rear A/C Blower Motor	*Moteur de soufflerie de A/C arrière*	*Motor del soplador del A/C trasero*
R 14	Rear A/C Blower Resistor No.1	*Résistance de soufflerie de A/C arrière no.1*	*Resistor N.° 1 del soplador del A/C trasero*
R 15	Rear A/C Blower Resistor No.2	*Résistance de soufflerie de A/C arrière no.2*	*Resistor N.° 2 del soplador del A/C trasero*
R 16	Rear A/C Magnetic Valve	*Vanne électromagnétique de A/C arrière*	*Válvula magnética del A/C trasero*
R 17	Rear A/C Relay	*Relais de A/C arrière*	*Relé del A/C trasero*
R 18	Rear Combination Light LH	*Eclairage arrière combiné gauche*	*Luz de combinación trasera izquierda*
R 19	Rear Combination Light LH	*Eclairage arrière combiné gauche*	*Luz de combinación trasera izquierda*
R 20	Rear Combination Light RH	*Eclairage arrière combiné droit*	*Luz de combinación trasera derecha*
R 21	Rear Combination Light RH	*Eclairage arrière combiné droit*	*Luz de combinación trasera derecha*
R 22	Rear Diff. Lock Motor	*Moteur de blocage de différentiel arrière*	*Motor de bloqueo del diferencial trasero*
R 23	Rear Heater Blower Motor	*Moteur de soufflerie de chauffage arrière*	*Motor del soplador del calefactor trasero*
R 24	Rear Heater Blower Resistor	*Résistance de soufflerie de chauffage arrière*	*Resistor del soplador del calefactor trasero*
R 25	Rear Heater Relay	*Relais de chauffage arrière*	*Relé del calefactor trasero*
R 26	Rear Speaker LH	*Haut-parleur arrière gauche*	*Altavoz trasero izquierdo*
R 27	Rear Speaker RH	*Haut-parleur arrière droit*	*Altavoz trasero derecho*
R 28	Rear Washer Motor	*Moteur de lave-glace de lunette arrière*	*Motor del lavador trasero*
R 29	Rear Window Defogger	*Désembueur de glace de lunette arrière*	*Desempañador de la ventanilla trasera*
R 30	Rear Window Defogger	*Désembueur de glace de lunette arrière*	*Desempañador de la ventanilla trasera*
R 31	Rear Wiper Motor	*Moteur d'essuie-glace de lunette arrière*	*Motor del limpiador trasero*
R 32	Rear Wiper Relay	*Relais d'essuie-glace de lunette arrière*	*Relé del limpiador trasero*
R 33	Remote Control Mirror LH	*Rétroviseur à commande électrique gauche*	*Espejo retrovisor de control remoto izquierdo*
R 34	Remote Control Mirror RH	*Rétroviseur à commande électrique droit*	*Espejo retrovisor de control remoto derecho*
S 10	Sub Fuel Sender and Fuel Pump	*Jauge émettrice d'alimentation auxiliaire et pompe d'alimentation*	*Emisor de combustible secundario y bomba de combustible*
T 6	Trailer Socket	*Prise de remorque*	*Receptáculo para remolque*
W 8	Wireless Door Lock ECU	*ECU de condamnation de porte à commande radio*	*ECU de bloqueo de la puerta inalámbrico*

Position of Parts in Body

[LHD : 5-Door]

English

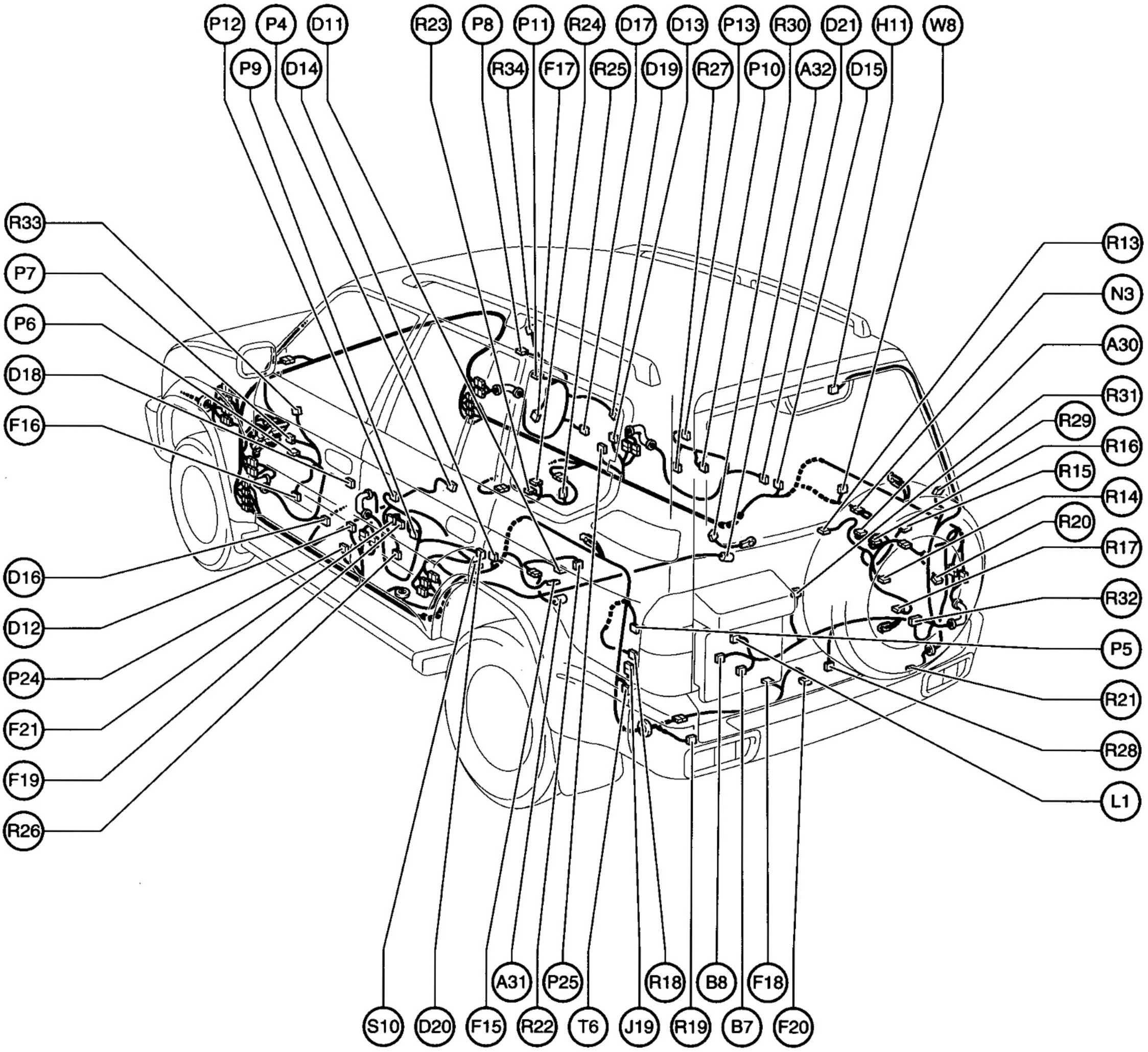

Position of Parts in Body

Code	English	Deutsch
A 30	A/C Thermistor (Rear)	A/C-Thermistor (hinten)
A 31	ABS Speed Sensor Rear LH	ABS-Raddrehzahlsensor, hinten, links
A 32	ABS Speed Sensor Rear RH	ABS-Raddrehzahlsensor, hinten, rechts
B 7	Back Door Courtesy SW	Heckklappenleuchtenschalter
B 8	Back Door Lock Motor, Door Key Lock and Unlock SW and Door Unlock Detection SW	Heckklappenverriegelungsmotor, Türschlüsselverriegelungsschalter und Türentriegelungsschalter
D 11	Detection SW (Rear Diff. Lock)	Abtastschalter (hintere Differentialsperre)
D 12	Door Courtesy SW Front LH	Türleuchtenschalter, vorne, links
D 13	Door Courtesy SW Front RH	Türleuchtenschalter, vorne, rechts
D 14	Door Courtesy SW Rear LH	Türleuchtenschalter, hinten, links
D 15	Door Courtesy SW Rear RH	Türleuchtenschalter, hinten, rechts
D 16	Door Key Lock and Unlock SW LH	Türschloßverriegelungsschalter, links
D 17	Door Key Lock and Unlock SW RH	Türschloßverriegelungsschalter, rechts
D 18	Door Lock Motor and Door Unlock Detection SW Front LH	Türverriegelungsmotor und Türentriegelungsschalter, vorne, links
D 19	Door Lock Motor and Door Unlock Detection SW Front RH	Türverriegelungsmotor und Türentriegelungsschalter, vorne, rechts
D 20	Door Lock Motor and Door Unlock Detection SW Rear LH	Türverriegelungsmotor und Türentriegelungsschalter, hinten, links
D 21	Door Lock Motor and Door Unlock Detection SW Rear RH	Türverriegelungsmotor und Türentriegelungsschalter, hinten, rechts
F 15	4WD Control ECU	4WD-Steuer-ECU
F 16	Front Speaker LH	Frontlautsprecher, links
F 17	Front Speaker RH	Frontlautsprecher, rechts
F 18	Fuel Pump	Kraftstoffpumpe
F 19	Fuel Return Solenoid Valve	Kraftstoffrücklaufmagnetventil
F 20	Fuel Sender	Kraftstoffstandgeber
F 21	Fuel Solenoid Valve	Kraftstoffmagnetventil
H 11	High Mounted Stop Light	Zusatzbremsleuchte
J 19	Junction Connector	Verbindungsstecker
L 1	License Plate Light	Kennzeichenleuchte
N 3	Noise Filter (Rear Window Defogger)	Störschutzfilter (Heckscheibenheizung)
P 4	Parking Brake SW	Handbremsschalter
P 5	Power Outlet (Rear)	Strombuchse (hinten)
P 6	Power Window Master SW and Door Lock Control SW	Fensterheberhaupt- und Türverriegelungssteuerschalter
P 7	Power Window Motor Front LH	Fensterhebermotor, vorne, links
P 8	Power Window Motor Front RH	Fensterhebermotor, vorne, rechts
P 9	Power Window Motor Rear LH	Fensterhebermotor, hinten, links
P 10	Power Window Motor Rear RH	Fensterhebermotor, hinten, rechts
P 11	Power Window SW (Front Passenger's Side)	Fensterheberschalter (Beifahrerseite)
P 12	Power Window SW Rear LH	Fensterheberschalter, hinten, links
P 13	Power Window SW Rear RH	Fensterheberschalter, hinten, rechts
P 24	Pretensioner LH	Straffer, links
P 25	Pretensioner RH	Straffer, rechts
R 13	Rear A/C Blower Motor	Gebläsemotor, hintere A/C
R 14	Rear A/C Blower Resistor No.1	Gebläsewiderstand Nr.1, hintere A/C
R 15	Rear A/C Blower Resistor No.2	Gebläsewiderstand Nr.2, hintere A/C
R 16	Rear A/C Magnetic Valve	Magnetventil, hintere A/C
R 17	Rear A/C Relay	Relais, hintere A/C
R 18	Rear Combination Light LH	hintere Kombileuchte, links
R 19	Rear Combination Light LH	hintere Kombileuchte, links
R 20	Rear Combination Light RH	hintere Kombileuchte, rechts
R 21	Rear Combination Light RH	hintere Kombileuchte, rechts
R 22	Rear Diff. Lock Motor	Verriegelungsmotor für hinteres Differential
R 23	Rear Heater Blower Motor	Gebläsemotor, hintere Heizung
R 24	Rear Heater Blower Resistor	Gebläsewiderstand, hintere Heizung
R 25	Rear Heater Relay	hinteres Heizungsrelais
R 26	Rear Speaker LH	Hecklautsprecher, links
R 27	Rear Speaker RH	Hecklautsprecher, rechts
R 28	Rear Washer Motor	Heckscheibenwaschermotor
R 29	Rear Window Defogger	Heckscheibenheizung
R 30	Rear Window Defogger	Heckscheibenheizung
R 31	Rear Wiper Motor	Heckscheibenwischermotor
R 32	Rear Wiper Relay	Heckscheibenwischerrelais
R 33	Remote Control Mirror LH	elektrisch einstellbarer Außenspiegel, links
R 34	Remote Control Mirror RH	elektrisch einstellbarer Außenspiegel, rechts
S 10	Sub Fuel Sender and Fuel Pump	Nebenkraftstoffstandgeber und Kraftstoffpumpe
T 6	Trailer Socket	Anhängerstecker
W 8	Wireless Door Lock ECU	Türverriegelungsfernbedienungs-ECU

Position of Parts in Body

[LHD : 3-Door]

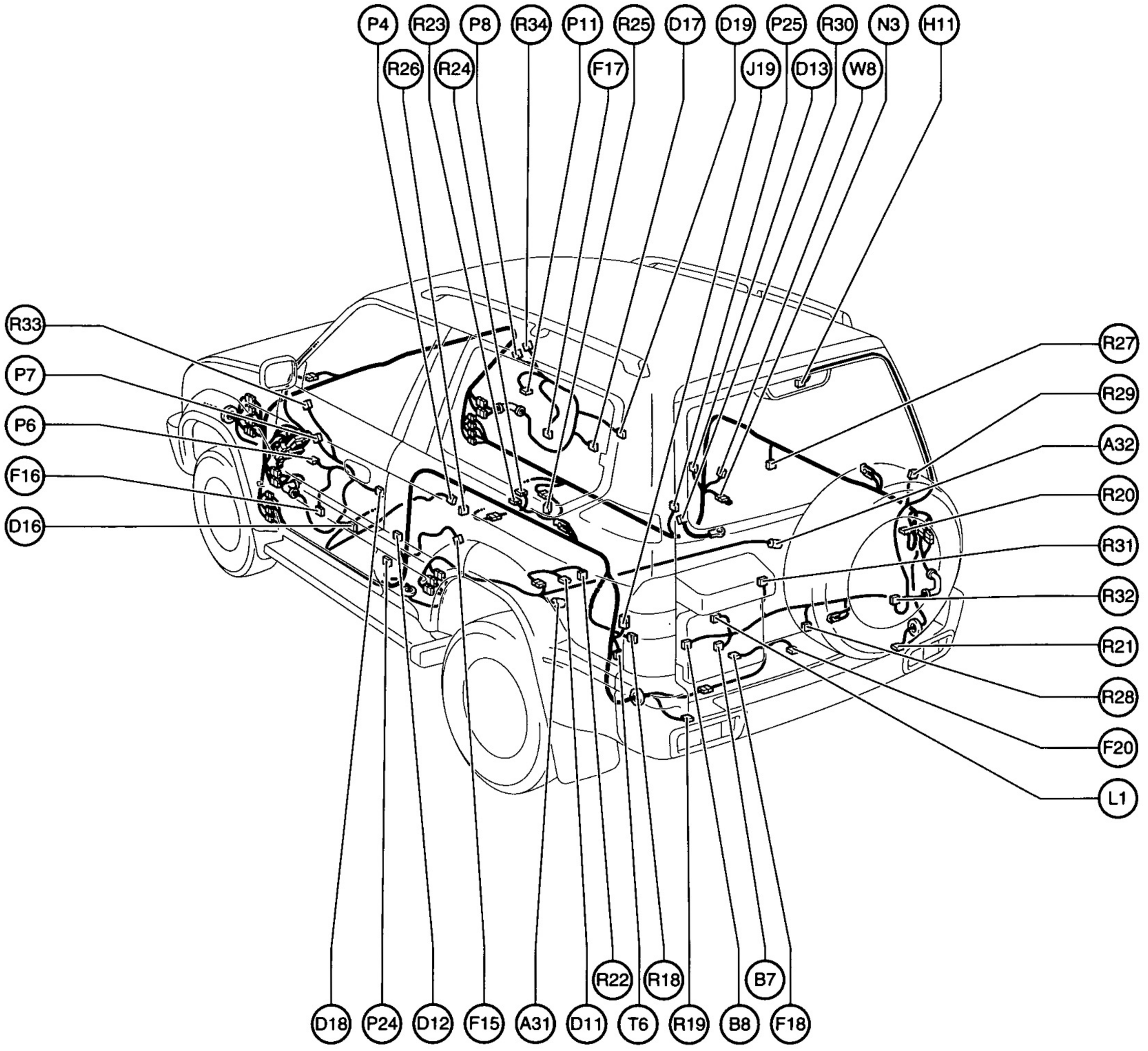

Code	English	*Français*	*Español*
A 31	ABS Speed Sensor Rear LH	*Capteur de vitesse de ABS arrière gauche*	*Sensor de velocidad de ABS, trasero izquierdo*
A 32	ABS Speed Sensor Rear RH	*Capteur de vitesse de ABS arrière droit*	*Sensor de velocidad de ABS, trasero derecho*

Position of Parts in Body (Cont'd)

Code	English	*Français*	*Español*
B 7	Back Door Courtesy SW	*Contacteur d'éclairage de courtoisie de hayon*	*Interruptor de cortesía de la puerta posterior*
B 8	Back Door Lock Motor, Door Key Lock and Unlock SW and Door Unlock Detection SW	*Moteur de condamnation de hayon, contacteur de condamnation et de libération de porte et contacteur de détection de libération de porte*	*Motor de bloqueo de la puerta posterior, interruptor de bloqueo y desbloqueo de la llave de la puerta e interruptor de detección de desbloqueo de la puerta*
D 11	Detection SW (Rear Diff. Lock)	*Détecteur (blocage de différentiel arrière)*	*Interruptor de detección (bloqueo del diferencial trasero)*
D 12	Door Courtesy SW Front LH	*Contacteur d'éclairage de courtoisie sur porte avant gauche*	*Interruptor de cortesía de la puerta frontal izquierda*
D 13	Door Courtesy SW Front RH	*Contacteur d'éclairage de courtoisie sur porte avant droite*	*Interruptor de cortesía de la puerta frontal derecha*
D 16	Door Key Lock and Unlock SW LH	*Contacteur de condamnation et de libération de porte gauche avec la clé*	*Interruptor de bloqueo y desbloqueo de la llave de la puerta izquierda*
D 17	Door Key Lock and Unlock SW RH	*Contacteur de condamnation et de libération de porte droite avec la clé*	*Interruptor de bloqueo y desbloqueo de la llave de la puerta derecha*
D 18	Door Lock Motor and Door Unlock Detection SW Front LH	*Moteur de condamnation de porte et contacteur de détection de libération de porte avant gauche*	*Motor de bloqueo de la puerta e interruptor de detección de desbloqueo de la puerta frontal izquierda*
D 19	Door Lock Motor and Door Unlock Detection SW Front RH	*Moteur de condamnation de porte et contacteur de détection de libération de porte avant droite*	*Motor de bloqueo de la puerta e interruptor de detección de desbloqueo de la puerta frontal derecha*
F 15	4WD Control ECU	*Unité ECU de contrôle 4WD*	*ECU de control de 4WD*
F 16	Front Speaker LH	*Haut-parleur avant gauche*	*Altavoz frontal izquierdo*
F 17	Front Speaker RH	*Haut-parleur avant droit*	*Altavoz frontal derecho*
F 18	Fuel Pump	*Pompe d'alimentation*	*Bomba de combustible*
F 20	Fuel Sender	*Jauge émettrice de niveau d'essence*	*Emisor de combustible*
H 11	High Mounted Stop Light	*Feux stop à implantation haute*	*Luz de parada de montura alta*
J 19	Junction Connector	*Bloc raccord de jonction*	*Conector de enlace*
L 1	License Plate Light	*Eclairage de plaque minéralogique*	*Luz de la matrícula*
N 3	Noise Filter (Rear Window Defogger)	*Filtre antiparasites (désembueur de lunette arrière)*	*Filtro de ruido (desempañador de la ventanilla trasera)*
P 4	Parking Brake SW	*Contacteur de frein de stationnement*	*Interruptor del freno de estacionamiento*
P 6	Power Window Master SW and Door Lock Control SW	*Commande générale de lève-glace électrique et commande de condamnation de porte*	*Interruptor principal de la ventanilla automática e interruptor de control de bloqueo de la puerta*
P 7	Power Window Motor Front LH	*Moteur de lève-glace électrique avant gauche*	*Motor de la ventanilla automática frontal izquierda*
P 8	Power Window Motor Front RH	*Moteur de lève-glace électrique avant droit*	*Motor de la ventanilla automática frontal derecha*
P 11	Power Window SW (Front Passenger's Side)	*Commande de lève-glace électrique (de passager avant)*	*Interruptor de la ventanilla automática (lado del pasajero delantero)*
P 24	Pretensioner LH	*Prétendeur gauche*	*Pretensor izquierdo*
P 25	Pretensioner RH	*Prétendeur droit*	*Pretensor derecho*
R 18	Rear Combination Light LH	*Eclairage arrière combiné gauche*	*Luz de combinación trasera izquierda*
R 19	Rear Combination Light LH	*Eclairage arrière combiné gauche*	*Luz de combinación trasera izquierda*
R 20	Rear Combination Light RH	*Eclairage arrière combiné droit*	*Luz de combinación trasera derecha*
R 21	Rear Combination Light RH	*Eclairage arrière combiné droit*	*Luz de combinación trasera derecha*
R 22	Rear Diff. Lock Motor	*Moteur de blocage de différentiel arrière*	*Motor de bloqueo del diferencial trasero*
R 23	Rear Heater Blower Motor	*Moteur de soufflerie de chauffage arrière*	*Motor del soplador del calefactor trasero*
R 24	Rear Heater Blower Resistor	*Résistance de soufflerie de chauffage arrière*	*Resistor del soplador del calefactor trasero*
R 25	Rear Heater Relay	*Relais de chauffage arrière*	*Relé del calefactor trasero*
R 26	Rear Speaker LH	*Haut-parleur arrière gauche*	*Altavoz trasero izquierdo*
R 27	Rear Speaker RH	*Haut-parleur arrière droit*	*Altavoz trasero derecho*
R 28	Rear Washer Motor	*Moteur de lave-glace de lunette arrière*	*Motor del lavador trasero*
R 29	Rear Window Defogger	*Désembueur de glace de lunette arrière*	*Desempañador de la ventanilla trasera*
R 30	Rear Window Defogger	*Désembueur de glace de lunette arrière*	*Desempañador de la ventanilla trasera*
R 31	Rear Wiper Motor	*Moteur d'essuie-glace de lunette arrière*	*Motor del limpiador trasero*
R 32	Rear Wiper Relay	*Relais d'essuie-glace de lunette arrière*	*Relé del limpiador trasero*
R 33	Remote Control Mirror LH	*Rétroviseur à commande électrique gauche*	*Espejo retrovisor de control remoto izquierdo*
R 34	Remote Control Mirror RH	*Rétroviseur à commande électrique droit*	*Espejo retrovisor de control remoto derecho*
T 6	Trailer Socket	*Prise de remorque*	*Receptáculo para remolque*
W 8	Wireless Door Lock ECU	*ECU de condamnation de porte à commande radio*	*ECU de bloqueo de la puerta inalámbrico*

Position of Parts in Body

[LHD : 3-Door]

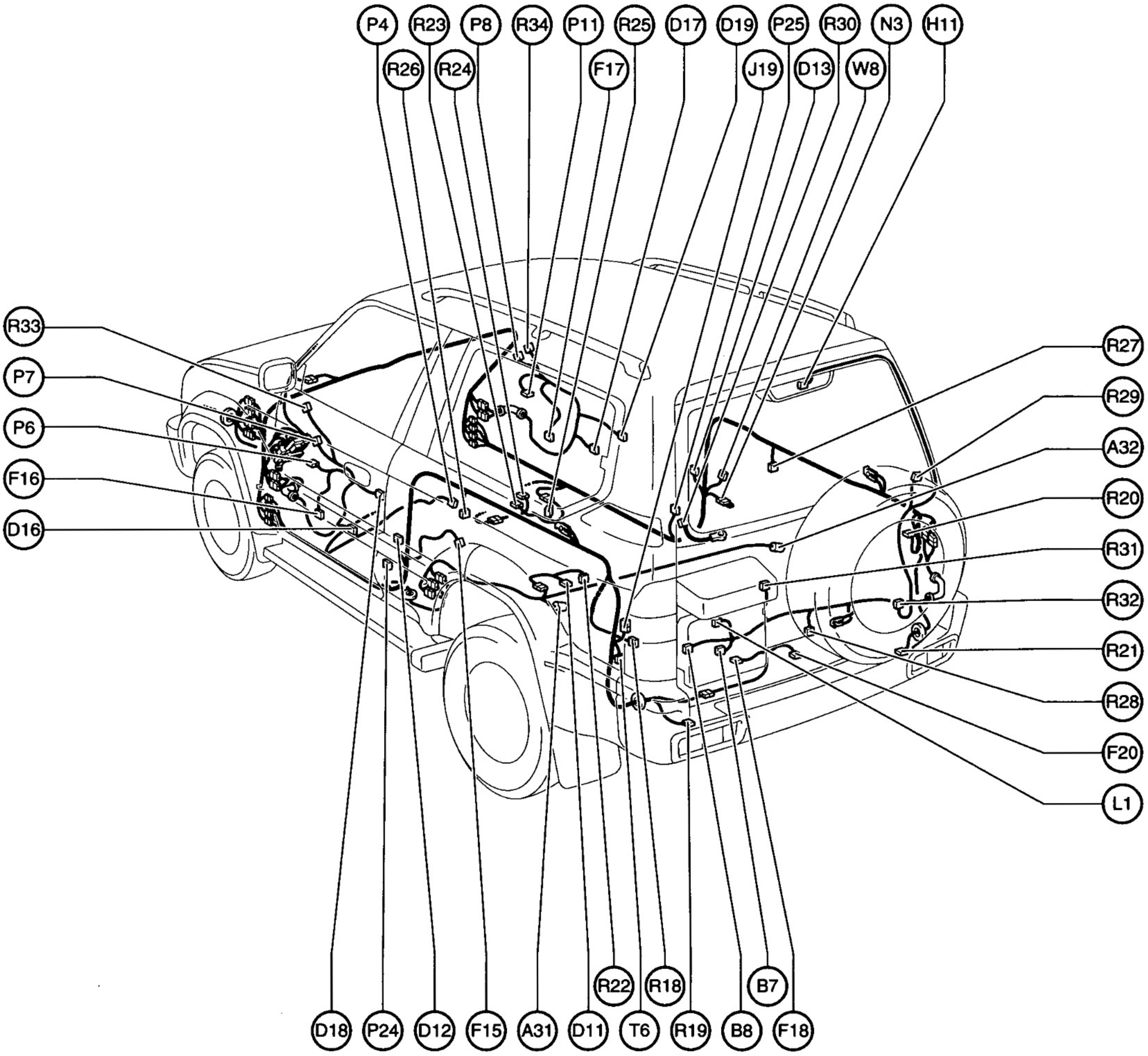

Position of Parts in Body

Code	English	Deutsch
A 31	ABS Speed Sensor Rear LH	ABS-Raddrehzahlsensor, hinten, links
A 32	ABS Speed Sensor Rear RH	ABS-Raddrehzahlsensor, hinten, rechts
B 7	Back Door Courtesy SW	Heckklappenleuchtenschalter
B 8	Back Door Lock Motor, Door Key Lock and Unlock SW and Door Unlock Detection SW	Heckklappenverriegelungsmotor, Türschlüsselverriegelungsschalter und Türentriegelungsschalter
D 11	Detection SW (Rear Diff. Lock)	Abtastschalter (hintere Differentialsperre)
D 12	Door Courtesy SW Front LH	Türleuchtenschalter, vorne, links
D 13	Door Courtesy SW Front RH	Türleuchtenschalter, vorne, rechts
D 16	Door Key Lock and Unlock SW LH	Türschloßverriegelungsschalter, links
D 17	Door Key Lock and Unlock SW RH	Türschloßverriegelungsschalter, rechts
D 18	Door Lock Motor and Door Unlock Detection SW Front LH	Türverriegelungsmotor und Türentriegelungsschalter, vorne, links
D 19	Door Lock Motor and Door Unlock Detection SW Front RH	Türverriegelungsmotor und Türentriegelungsschalter, vorne, rechts
F 15	4WD Control ECU	4WD-Steuer-ECU
F 16	Front Speaker LH	Frontlautsprecher, links
F 17	Front Speaker RH	Frontlautsprecher, rechts
F 18	Fuel Pump	Kraftstoffpumpe
F 20	Fuel Sender	Kraftstoffstandgeber
H 11	High Mounted Stop Light	Zusatzbremsleuchte
J 19	Junction Connector	Verbindungsstecker
L 1	License Plate Light	Kennzeichenleuchte
N 3	Noise Filter (Rear Window Defogger)	Störschutzfilter (Heckscheibenheizung)
P 4	Parking Brake SW	Handbremsschalter
P 6	Power Window Master SW and Door Lock Control SW	Fensterheberhaupt- und Türverriegelungssteuerschalter
P 7	Power Window Motor Front LH	Fensterhebermotor, vorne, links
P 8	Power Window Motor Front RH	Fensterhebermotor, vorne, rechts
P 11	Power Window SW (Front Passenger's Side)	Fensterheberschalter (Beifahrerseite)
P 24	Pretensioner LH	Straffer, links
P 25	Pretensioner RH	Straffer, rechts
R 18	Rear Combination Light LH	hintere Kombileuchte, links
R 19	Rear Combination Light LH	hintere Kombileuchte, links
R 20	Rear Combination Light RH	hintere Kombileuchte, rechts
R 21	Rear Combination Light RH	hintere Kombileuchte, rechts
R 22	Rear Diff. Lock Motor	Verriegelungsmotor für hinteres Differential
R 23	Rear Heater Blower Motor	Gebläsemotor, hintere Heizung
R 24	Rear Heater Blower Resistor	Gebläsewiderstand, hintere Heizung
R 25	Rear Heater Relay	hinteres Heizungsrelais
R 26	Rear Speaker LH	Hecklautsprecher, links
R 27	Rear Speaker RH	Hecklautsprecher, rechts
R 28	Rear Washer Motor	Heckscheibenwaschermotor
R 29	Rear Window Defogger	Heckscheibenheizung
R 30	Rear Window Defogger	Heckscheibenheizung
R 31	Rear Wiper Motor	Heckscheibenwischermotor
R 32	Rear Wiper Relay	Heckscheibenwischerrelais
R 33	Remote Control Mirror LH	elektrisch einstellbarer Außenspiegel, links
R 34	Remote Control Mirror RH	elektrisch einstellbarer Außenspiegel, rechts
T 6	Trailer Socket	Anhängerstecker
W 8	Wireless Door Lock ECU	Türverriegelungsfernbedienungs-ECU

Position of Parts in Roof

[LHD]
(w/ Moon Roof)

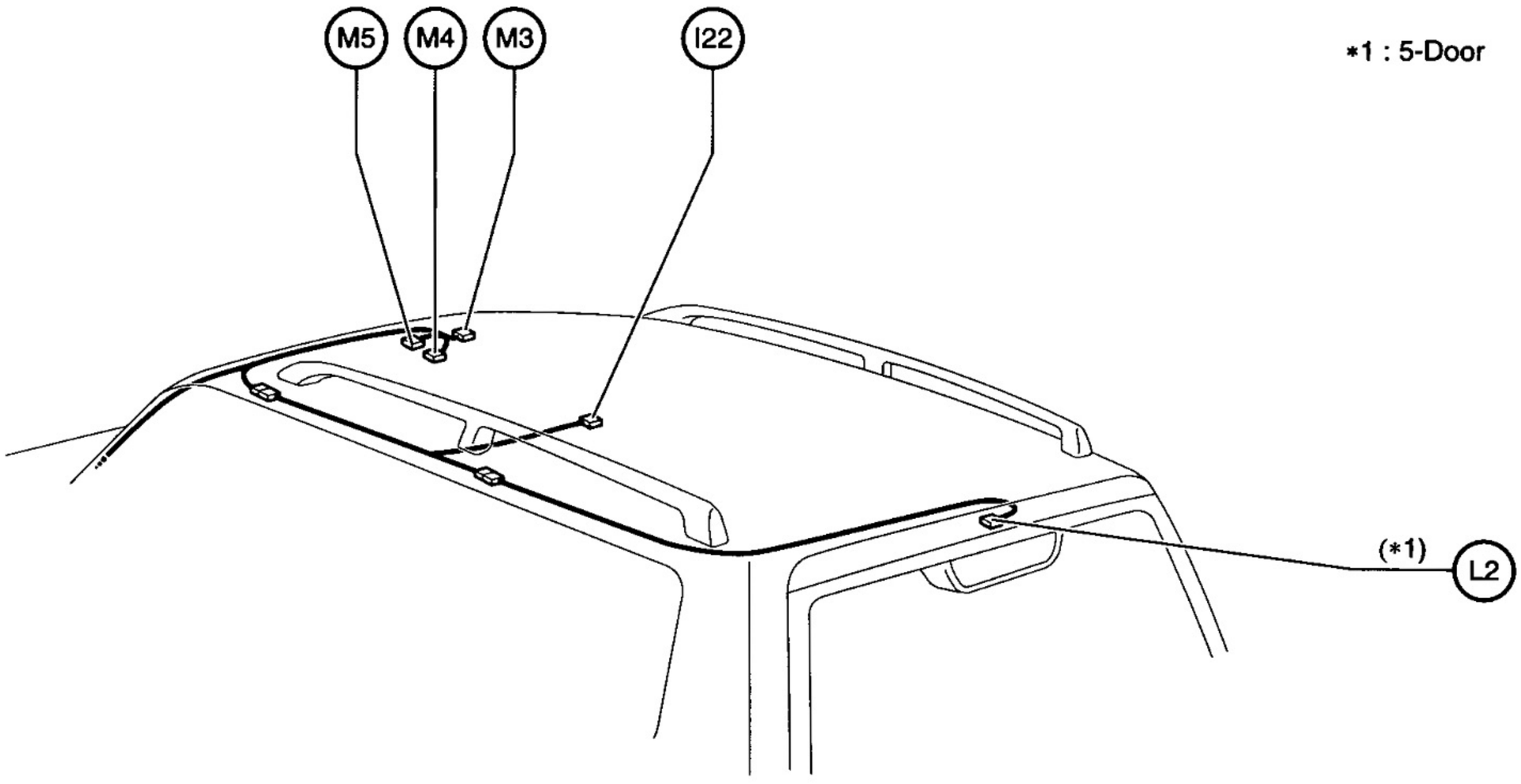

*1 : 5-Door

(w/o Moon Roof)

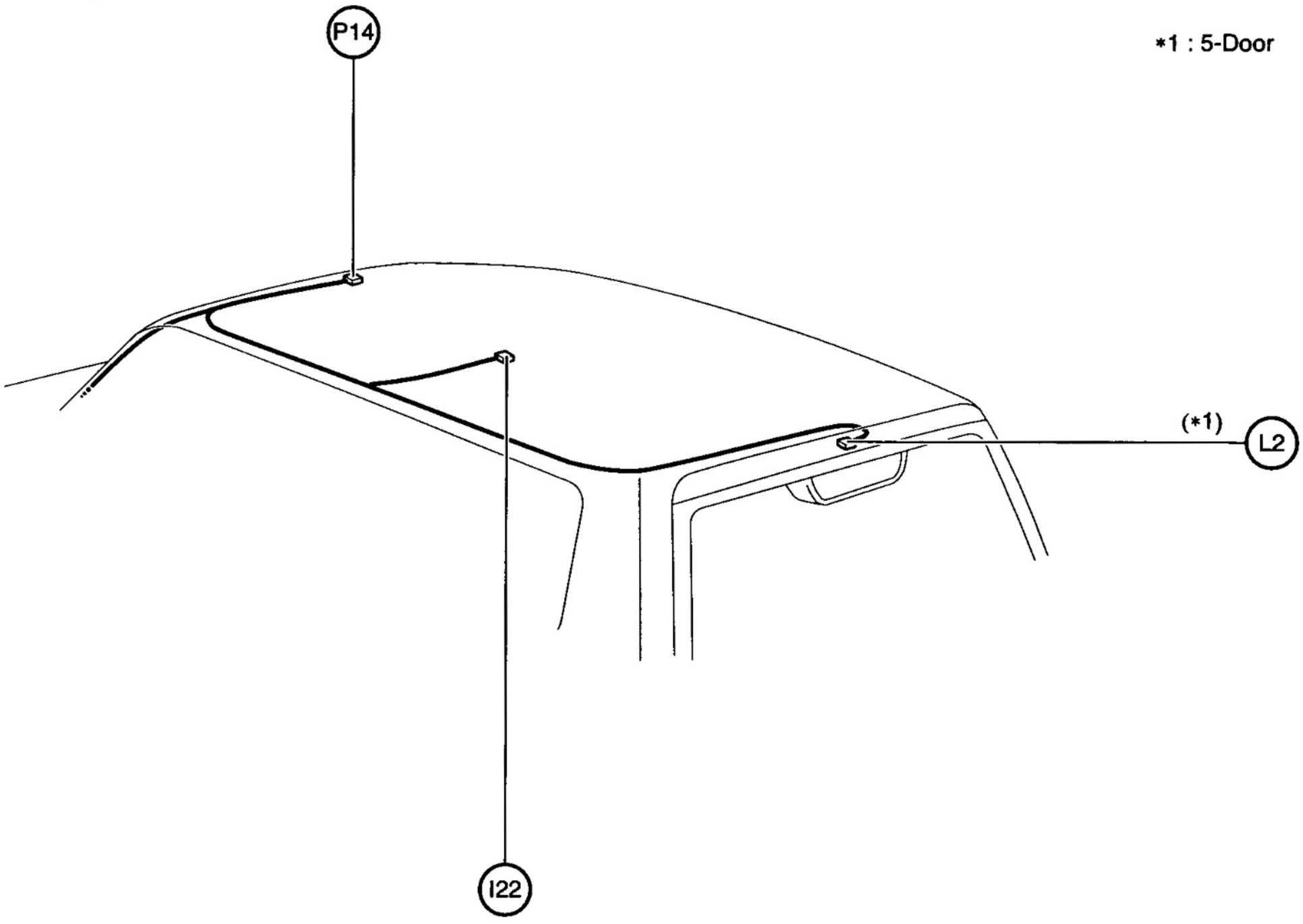

*1 : 5-Door

Position of Parts in Roof

Code	English	*Français*	*Español*
I 22	Interior Light	*Plafonnier*	*Luz interior*
L 2	Luggage Compartment Light	*Eclairage de compartiment à bagages*	*Luz del portaequipajes*
M 3	Moon Roof Control Relay	*Relais de commande de toit ouvrant*	*Relé de control del techo lunar*
M 4	Moon Roof Control SW and Personal Light	*Commande de toit ouvrant et projecteur individuel*	*Interruptor de control del techo lunar y luz personal*
M 5	Moon Roof Motor and Limit SW	*Moteur de toit ouvrant transparent et interrupteur de fin de course*	*Interruptor de motor y limitador del techo lunar*
P 14	Personal Light	*Projecteur individuel*	*Luz personal*

Position of Parts in Roof

[LHD]
(w/ Moon Roof)

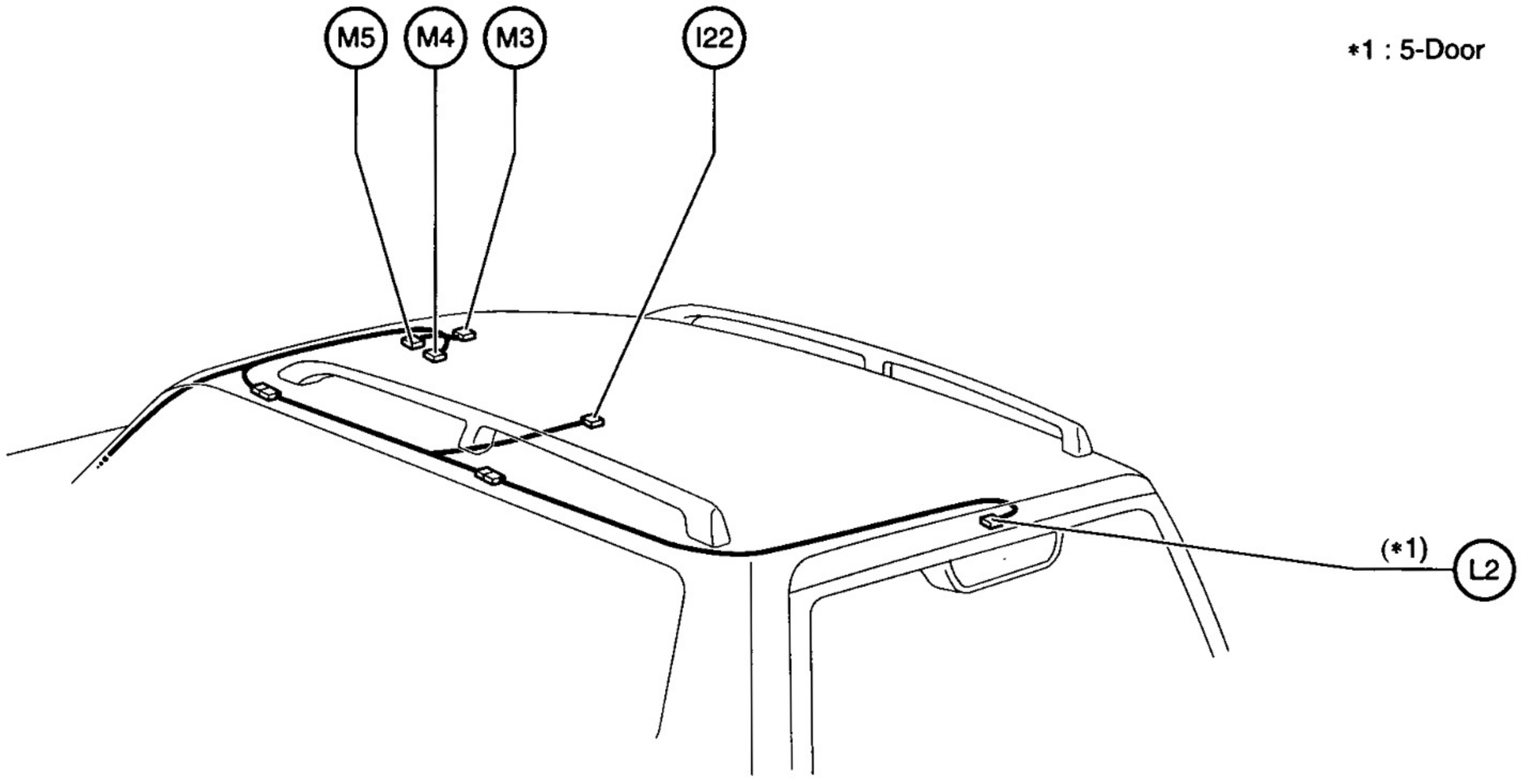

(w/o Moon Roof)

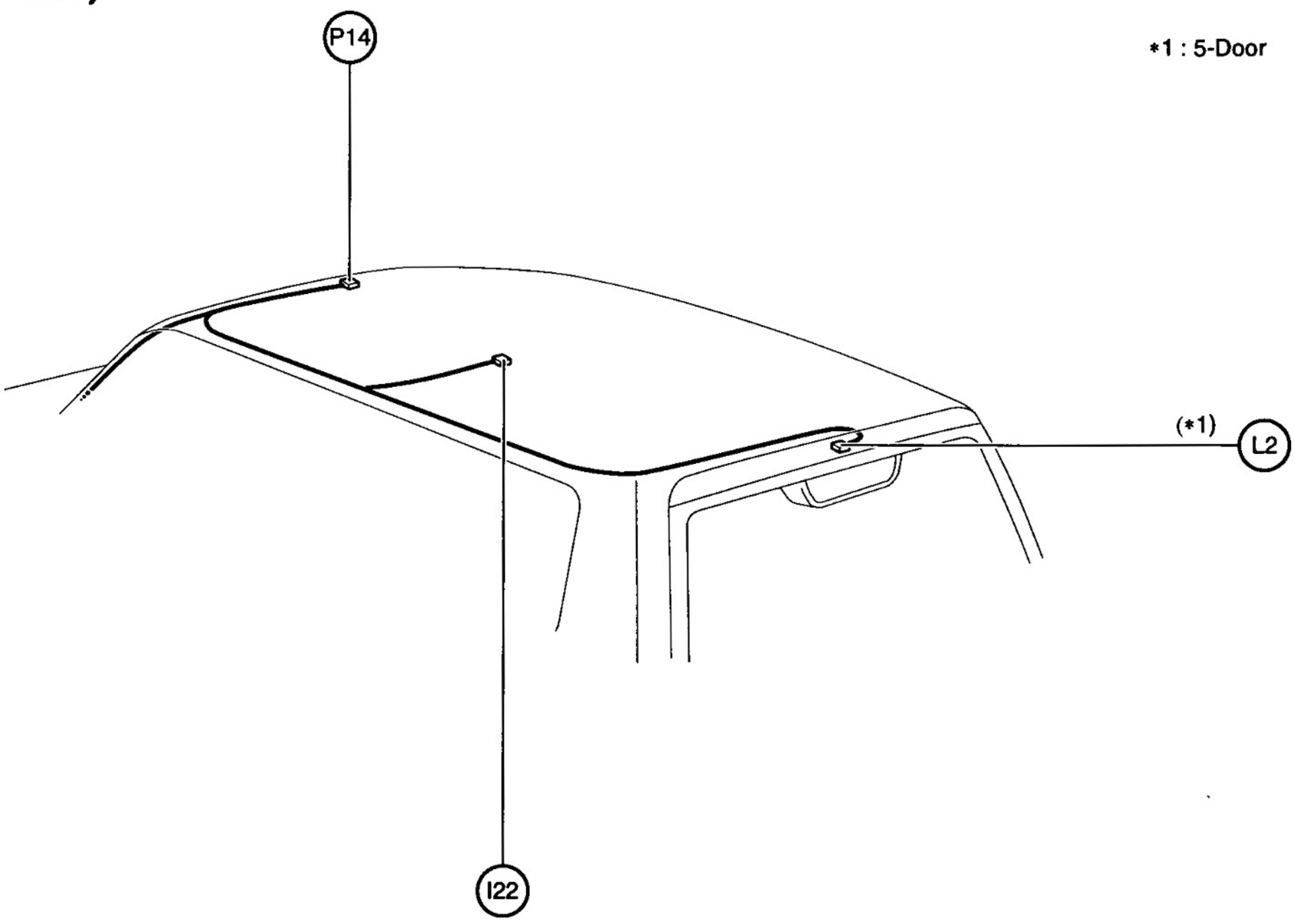

Position of Parts in Roof

Code	English	Deutsch
I 22	Interior Light	Innenleuchte
L 2	Luggage Compartment Light	Gepäckraumleuchte
M 3	Moon Roof Control Relay	Monddachrelais
M 4	Moon Roof Control SW and Personal Light	Monddachschalter und Leseleuchte
M 5	Moon Roof Motor and Limit SW	Monddachmotor und Endschalter
P 14	Personal Light	Leseleuchte

Position of Parts in Seat

[LHD]

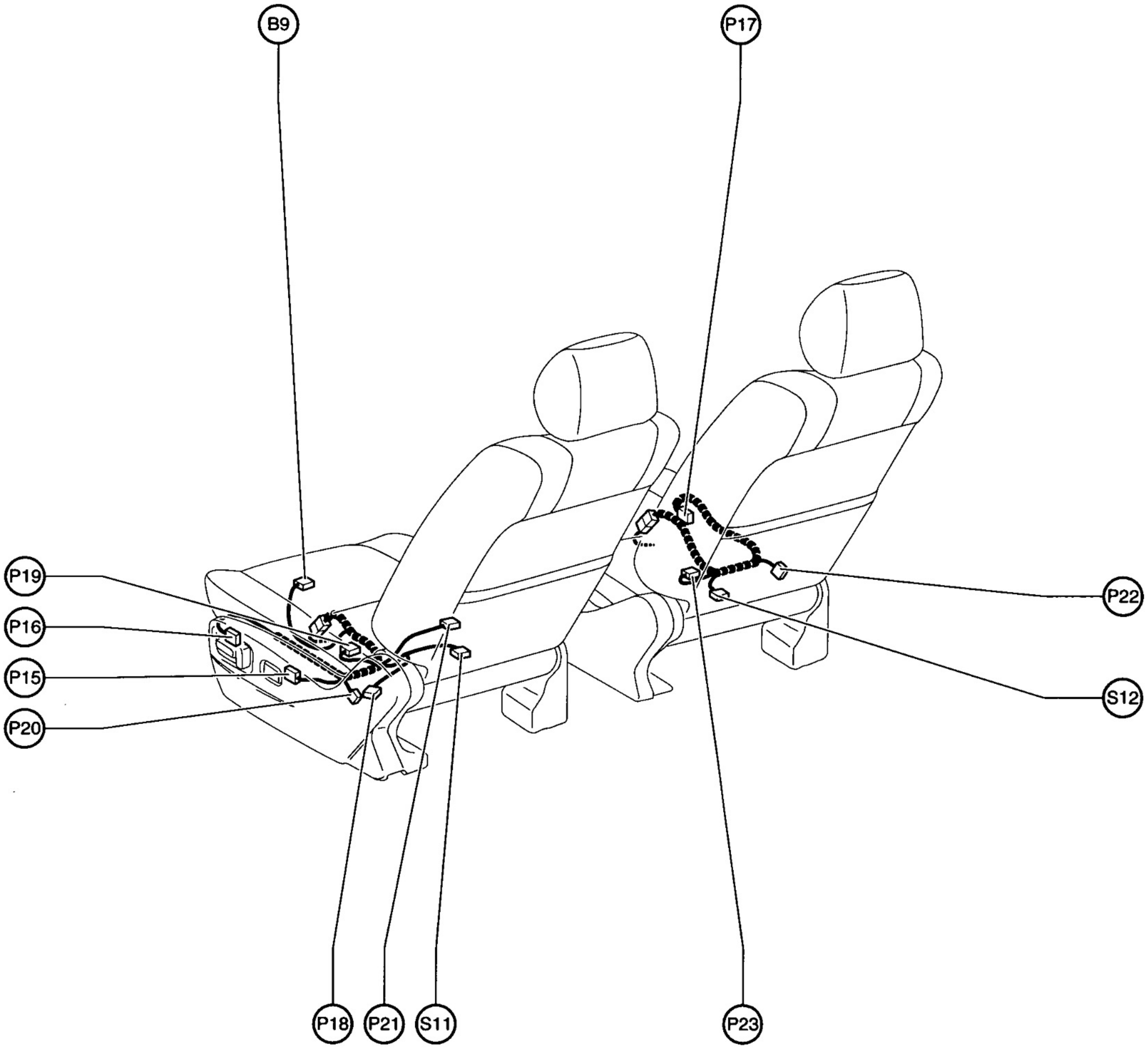

Position of Parts in Seat

Code	English	*Français*	*Español*
B 9	Buckle SW (Driver's Side)	*Contacteur de boucle (côté conducteur)*	*Interruptor de la hebilla (lado del conductor)*
P 15	Power Seat Control SW (Driver's Seat Lumbar Support)	*Commande de siège à commande électrique (support lombaire de siège de conducteur)*	*Interruptor de control del asiento eléctrico (control del soporte lumbar del asiento del conductor)*
P 16	Power Seat Control SW (Driver's Seat)	*Commande de siège à commande électrique (siège de conducteur)*	*Interruptor de control del asiento eléctrico (asiento del conductor)*
P 17	Power Seat Control SW (Front Passenger's Seat)	*Commande de siège à commande électrique (siège de passager avant)*	*Interruptor de control del asiento eléctrico (asiento del pasajero delantero)*
P 18	Power Seat Motor (Driver's Seat Lumbar Support)	*Moteur de siège à commande électrique (support lombaire de siège de conducteur)*	*Motor del asiento eléctrico (soporte lumbar del asiento del conductor)*
P 19	Power Seat Motor (Driver's Seat Rear Vertical Control)	*Moteur de siège à commande électrique (commande de réglage vertical arrière de siège de conducteur)*	*Motor del asiento eléctrico (control vertical trasero del asiento del conductor)*
P 20	Power Seat Motor (Driver's Seat Reclining Control)	*Moteur de siège à commande électrique (commande de réglage d'inclinaison de siège de conducteur)*	*Motor del asiento eléctrico (control de reclinación del asiento del conductor)*
P 21	Power Seat Motor (Driver's Seat Slide Control)	*Moteur de siège à commande électrique (commande de translation de siège de conducteur)*	*Motor del asiento eléctrico (control deslizante del asiento del conductor)*
P 22	Power Seat Motor (Front Passenger's Seat Reclining Control)	*Moteur de siège à commande électrique (commande de réglage d'inclinaison de siège de passager avant)*	*Motor del asiento eléctrico (control de reclinación del asiento del pasajero delantero)*
P 23	Power Seat Motor (Front Passenger's Seat Slide Control)	*Moteur de siège à commande électrique (commande de translation de siège de passager avant)*	*Motor del asiento eléctrico (control deslizante del asiento del pasajero delantero)*
S 11	Seat Heater (Driver's Side)	*Chauffage de siège (côté conducteur)*	*Calefactor del asiento (lado del conductor)*
S 12	Seat Heater (Front Passenger's Side)	*Chauffage de siège (côté passager avant)*	*Calefactor del asiento (lado del pasajero delantero)*

Position of Parts in Seat

[LHD]

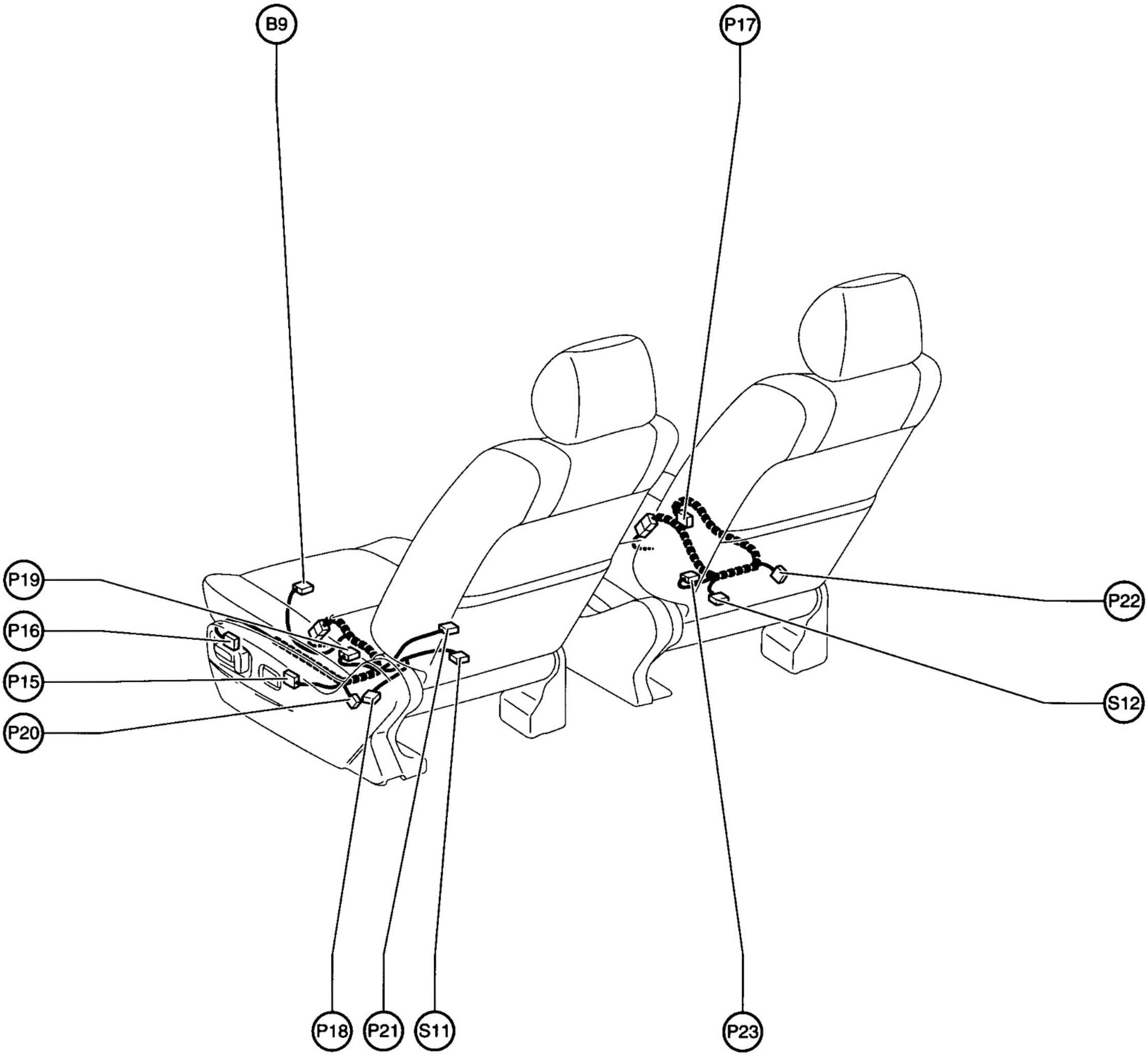

Position of Parts in Seat

Code	English	Deutsch
B 9	Buckle SW (Driver's Side)	Gurtschloßschalter (Fahrerseite)
P 15	Power Seat Control SW (Driver's Seat Lumbar Support)	Sitzeinstellschalter (Kreuzstütze, Fahrersitz)
P 16	Power Seat Control SW (Driver's Seat)	Sitzeinstellschalter (Fahrersitz)
P 17	Power Seat Control SW (Front Passenger's Seat)	Sitzeinstellschalter (Beifahrersitz)
P 18	Power Seat Motor (Driver's Seat Lumbar Support)	Sitzstellmotor (Kreuzstütze, Fahrersitz)
P 19	Power Seat Motor (Driver's Seat Rear Vertical Control)	Sitzstellmotor (Höheneinstellung, hinten, Fahrersitz)
P 20	Power Seat Motor (Driver's Seat Reclining Control)	Sitzstellmotor (Sitzlehneneinstellung, Fahrersitz)
P 21	Power Seat Motor (Driver's Seat Slide Control)	Sitzstellmotor (Längsverstellung, Fahrersitz)
P 22	Power Seat Motor (Front Passenger's Seat Reclining Control)	Sitzstellmotor (Sitzlehneneinstellung, Beifahrersitz)
P 23	Power Seat Motor (Front Passenger's Seat Slide Control)	Sitzstellmotor (Längsverstellung, Beifahrersitz)
S 11	Seat Heater (Driver's Side)	Sitzheizung (Fahrerseite)
S 12	Seat Heater (Front Passenger's Side)	Sitzheizung (Beifahrerseite)

Position of Parts in Engine Compartment

[RHD : 5VZ-FE]

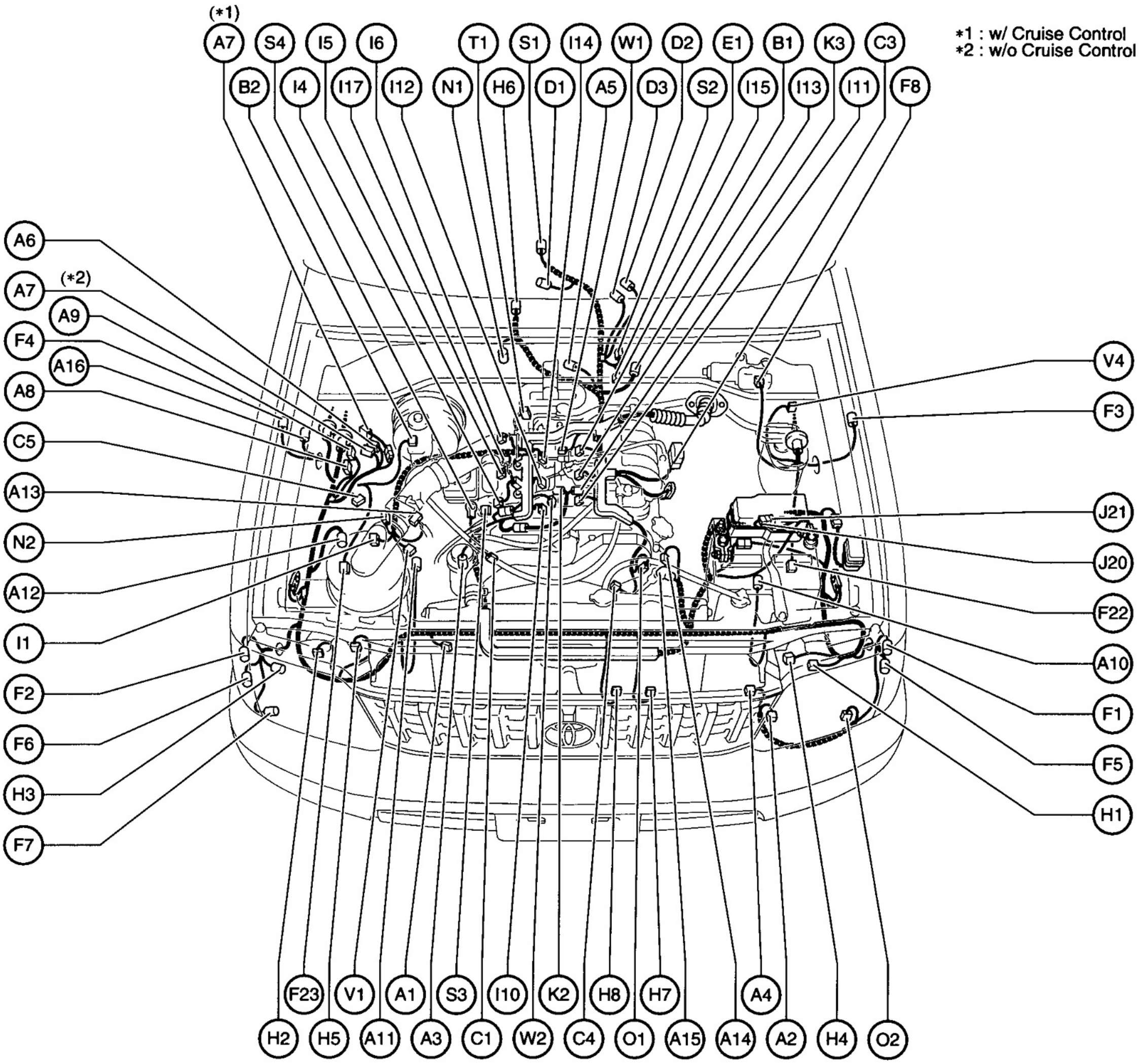

Code	English	*Français*	*Español*
A 1	A/C Condenser Fan Motor	*Moteur de ventilateur de condenseur de A/C*	*Motor del ventilador del condensador del A/C*
A 2	A/C Dual Pressure SW	*Double pressostat A/C*	*Interruptor de presión doble del A/C*
A 3	A/C Magnetic Clutch	*Accouplement magnétique de A/C*	*Embrague magnético del A/C*
A 4	A/C Triple Pressure SW (A/C Dual and Single Pressure SW)	*Triple pressostat de A/C (double pressostat et pressostat simple de A/C)*	*Interruptor de presión triple del A/C (interruptor de presión doble y sencillo del A/C)*
A 5	A/T Fluid Temp. SW	*Contacteur thermique de liquide de A/T*	*Interruptor de la temperatura del líquido de la A/T*
A 6	ABS Actuator	*Dispositif de commande de ABS*	*Actuador de ABS*
A 7	ABS Actuator	*Dispositif de commande de ABS*	*Actuador de ABS*
A 8	ABS Relay	*Relais ABS*	*Relé de ABS*
A 9	ABS Relay	*Relais ABS*	*Relé de ABS*
A 10	ABS Speed Sensor Front LH	*Capteur de vitesse de ABS avant gauche*	*Sensor de velocidad de ABS, frontal izquierdo*
A 11	ABS Speed Sensor Front RH	*Capteur de vitesse de ABS avant droit*	*Sensor de velocidad de ABS, frontal derecho*
A 12	Air Cleaner Warning SW	*Contacteur de rappel de filtre à air*	*Interruptor de advertencia del filtro de aire*
A 13	Air Flow Meter	*Débitmètre d'air*	*Medidor de flujo de aire*
A 14	Alternator	*Alternateur*	*Alternador*
A 15	Alternator	*Alternateur*	*Alternador*
A 16	Auto Antenna Motor	*Moteur d'antenne électrique*	*Motor de la antena eléctrica*

Position of Parts in Engine Compartment (Cont'd)

Code	English	*Français*	*Español*
B 1	Back-Up Light SW	*Contacteur de feux de recul*	*Interruptor de la luz de marcha atrás*
B 2	Brake Fluid Level Warning SW	*Contacteur de rappel de niveau de liquide de frein*	*Interruptor de advertencia del nivel del líquido de frenos*
C 1	Camshaft Position Sensor	*Capteur de position d'arbre à cames*	*Sensor de posición del árbol de levas*
C 3	Check Connector	*Bloc raccord de câblage de diagnostic*	*Conector de comprobación*
C 4	Crankshaft Position Sensor	*Capteur de position de vilebrequin*	*Sensor de posición del cigüeñal*
C 5	Cruise Control Actuator	*Dispositif de commande de programmateur de vitesse de croisière*	*Actuador del control de crucero*
D 1	Detection SW (Transfer 4WD Position) or (Center Diff. Lock)	*Détecteur (de position 4WD de boîte de transfert) ou (blocage de différentiel central)*	*Interruptor de detección (posición 4WD de la transferencia) o (bloqueo del diferencial central)*
D 2	Detection SW (Transfer L4 Position)	*Détecteur (de position L4 de boîte de transfert)*	*Interruptor de detección (posición L4 de la transferencia)*
D 3	Detection SW (Transfer Neutral Position)	*Détecteur (de position neutre de boîte de transfert)*	*Interruptor de detección (posición de punto muerto de la transferencia)*
E 1	ECT Solenoid	*Solénoïde de commande ECT*	*Solenoide de ECT*
F 1	Front Clearance Light LH	*Feu d'encombrement avant gauche*	*Luz de paso delantera izquierda*
F 2	Front Clearance Light RH	*Feu d'encombrement avant droit*	*Luz de paso delantera derecha*
F 3	Front Side Turn Signal Light LH	*Feu de changement de direction latéral avant gauche*	*Luz de la señal de giro lateral frontal izquierda*
F 4	Front Side Turn Signal Light RH	*Feu de changement de direction latéral avant droit*	*Luz de la señal de giro lateral frontal derecha*
F 5	Front Turn Signal Light LH	*Feu de changement de direction avant gauche*	*Luz de la señal de giro delantera izquierda*
F 6	Front Turn Signal Light RH	*Feu de changement de direction avant droit*	*Luz de la señal de giro delantera derecha*
F 7	Front Washer Motor and Headlight Cleaner Motor	*Moteur de lave-glace de pare-brise et moteur de lave-projecteur avant*	*Motor del lavador frontal y Motor del limpiador del faro*
F 8	Front Wiper Motor	*Moteur d'essuie-glace de pare-brise*	*Motor del limpiador frontal*
F 22	Front Airbag Sensor LH	*Capteur de sac gonflable avant gauche*	*Sensor del colchón de aire frontal izquierdo*
F 23	Front Airbag Sensor RH	*Capteur de sac gonflable avant droit*	*Sensor del colchón de aire frontal derecho*
H 1	Headlight Beam Level Control Actuator LH	*Dispositif de commande de réglage d'orientation de faisceau de projecteur avant gauche*	*Actuador de control del nivel del haz del faro izquierdo*
H 2	Headlight Beam Level Control Actuator RH	*Dispositif de commande de réglage d'orientation de faisceau de projecteur avant droit*	*Actuador de control del nivel del haz del faro derecho*
H 3	Headlight Cleaner Relay	*Relais de lave-projecteur avant*	*Relé del limpiador del faro*
H 4	Headlight LH	*Projecteur avant gauche*	*Faro izquierdo*
H 5	Headlight RH	*Projecteur avant droit*	*Faro derecho*
H 6	Heated Oxygen Sensor	*Capteur d'oxygène réchauffé*	*Sensor de oxígeno calentado*
H 7	Horn LH	*Avertisseur gauche*	*Bocina izquierda*
H 8	Horn RH	*Avertisseur droit*	*Bocina derecha*
I 1	Igniter	*Allumeur*	*Encendedor*
I 4	Ignition Coil No.1	*Bobine d'allumage no.1*	*Bobina de encendido N.° 1*
I 5	Ignition Coil No.2	*Bobine d'allumage no.2*	*Bobina de encendido N.° 2*
I 6	Ignition Coil No.3	*Bobine d'allumage no.3*	*Bobina de encendido N.° 3*
I 10	Injector No.1	*Injecteur no.1*	*Inyector N.° 1*
I 11	Injector No.2	*Injecteur no.2*	*Inyector N.° 2*
I 12	Injector No.3	*Injecteur no.3*	*Inyector N.° 3*
I 13	Injector No.4	*Injecteur no.4*	*Inyector N.° 4*
I 14	Injector No.5	*Injecteur no.5*	*Inyector N.° 5*
I 15	Injector No.6	*Injecteur no.6*	*Inyector N.° 6*
I 17	ISC Valve	*Soupape ISC*	*Válvula de ISC*
J 20	Junction Connector	*Bloc raccord de jonction*	*Conector de enlace*
J 21	Junction Connector	*Bloc raccord de jonction*	*Conector de enlace*
K 2	Knock Sensor No.1	*Capteur de cognement moteur no.1*	*Sensor de golpeteo N.° 1*
K 3	Knock Sensor No.2	*Capteur de cognement moteur no.2*	*Sensor de golpeteo N.° 2*
N 1	Neutral Start SW, Back-Up Light SW and A/T Indicator SW	*Contacteur de démarrage au point mort, contacteur de feux de recul et témoin de A/T*	*Interruptor de arranque en punto muerto, interruptor de las luces de marcha atrás e interruptor de indicador de A/T*
N 2	Noise Filter (Ignition)	*Filtre antiparasites (allumage)*	*Filtro de ruido (encendido)*
O 1	Oil Pressure SW	*Manocontact de pression d'huile*	*Interruptor de presión de aceite*
O 2	Outer Ambient Temp. Sensor	*Capteur de température ambiante extérieure*	*Sensor de la temperatura ambiente exterior*
S 1	Speed Sensor (Combination Meter)	*Capteur de vitesse (combiné de bord)*	*Sensor de velocidad (medidor de combinación)*
S 2	Speed Sensor (ECT)	*Capteur de vitesse (ECT)*	*Sensor de velocidad (ECT)*
S 3	Starter	*Démarreur*	*Arrancador*
S 4	Starter	*Démarreur*	*Arrancador*
T 1	Throttle Position Sensor	*Capteur de position de papillon d' accélération*	*Sensor de posición del acelerador*
V 1	Variable Resistor	*Résistance variable*	*Resistor variable*
V 4	VSV (EVAP)	*VSV (EVAP)*	*VSV (EVAP)*
W 1	Water Temp. Sender	*Jauge émettrice de température d'eau*	*Emisor de la temperatura del agua*
W 2	Water Temp. Sensor	*Capteur de température d'eau*	*Sensor de la temperatura del agua*

Position of Parts in Engine Compartment

[RHD : 5VZ-FE]

English

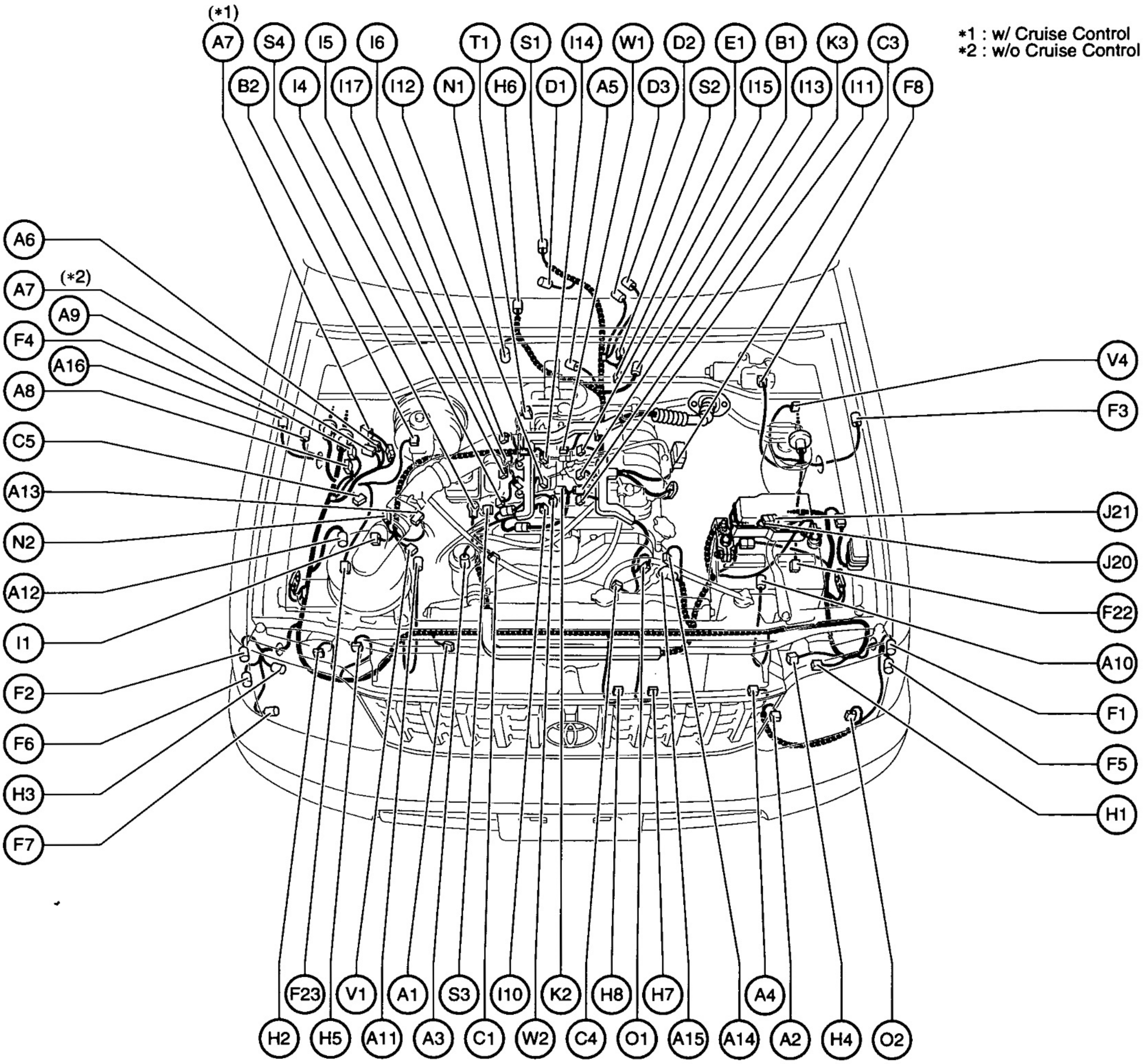

Position of Parts in Engine Compartment

Code	English	Deutsch
A 1	A/C Condenser Fan Motor	A/C-Kondensatorlüftermotor
A 2	A/C Dual Pressure SW	A/C-Doppeldruckschalter
A 3	A/C Magnetic Clutch	A/C-Magnetkupplung
A 4	A/C Triple Pressure SW (A/C Dual and Single Pressure SW)	A/C-Dreifachdruckschalter (A/C-Doppel- und Einfachdruckschalter)
A 5	A/T Fluid Temp. SW	A/T-Öltemeraturschalter
A 6	ABS Actuator	ABS-Stellglied
A 7	ABS Actuator	ABS-Stellglied
A 8	ABS Relay	ABS-Relais
A 9	ABS Relay	ABS-Relais
A 10	ABS Speed Sensor Front LH	ABS-Raddrehzahlsensor, vorne, links
A 11	ABS Speed Sensor Front RH	ABS-Raddrehzahlsensor, vorne, rechts
A 12	Air Cleaner Warning SW	Luftfilterwarnschalter
A 13	Air Flow Meter	Luftmengenmesser
A 14	Alternator	Generator
A 15	Alternator	Generator
A 16	Auto Antenna Motor	Antennenmotor
B 1	Back-Up Light SW	Rückfahrscheinwerferschalter
B 2	Brake Fluid Level Warning SW	Bremsflüssigkeitswarnschalter
C 1	Camshaft Position Sensor	Nockenwellenpositionssensor
C 3	Check Connector	Prüfstecker
C 4	Crankshaft Position Sensor	Kurbelwellenpositionssensor
C 5	Cruise Control Actuator	Konstanthalterstellglied
D 1	Detection SW (Transfer 4WD Position) or (Center Diff. Lock)	Abtastschalter (4WD-Verteilergetriebeposition) oder (mittlere Differentialsperre)
D 2	Detection SW (Transfer L4 Position)	Abtastschalter (L4-Verteilergetriebeposition)
D 3	Detection SW (Transfer Neutral Position)	Abtastschalter (Verteilergetriebeneutralposition)
E 1	ECT Solenoid	ECT-Magnet
F 1	Front Clearance Light LH	vordere Begrenzungsleuchte, links
F 2	Front Clearance Light RH	vordere Begrenzungsleuchte, rechts
F 3	Front Side Turn Signal Light LH	seitliche Blinkleuchte, links
F 4	Front Side Turn Signal Light RH	seitliche Blinkleuchte, rechts
F 5	Front Turn Signal Light LH	vordere Blinkleuchte, links
F 6	Front Turn Signal Light RH	vordere Blinkleuchte, rechts
F 7	Front Washer Motor and Headlight Cleaner Motor	Waschermotor und Scheinwerferwaschermotor
F 8	Front Wiper Motor	Windschutzscheibenwischermotor
F 22	Front Airbag Sensor LH	vorderer Airbagsensor, links
F 23	Front Airbag Sensor RH	vorderer Airbagsensor, rechts
H 1	Headlight Beam Level Control Actuator LH	Leuchtweitenstellglied, links
H 2	Headlight Beam Level Control Actuator RH	Leuchtweitenstellglied, rechts
H 3	Headlight Cleaner Relay	Scheinwerferwascherrelais
H 4	Headlight LH	Scheinwerfer, links
H 5	Headlight RH	Scheinwerfer, rechts
H 6	Heated Oxygen Sensor	beheizte Lambdasonde
H 7	Horn LH	Hupe, links
H 8	Horn RH	Hupe, rechts
I 1	Igniter	Schaltgerät
I 4	Ignition Coil No.1	Zündspule Nr.1
I 5	Ignition Coil No.2	Zündspule Nr.2
I 6	Ignition Coil No.3	Zündspule Nr.3
I 10	Injector No.1	Einspritzventil Nr.1
I 11	Injector No.2	Einspritzventil Nr.2
I 12	Injector No.3	Einspritzventil Nr.3
I 13	Injector No.4	Einspritzventil Nr.4
I 14	Injector No.5	Einspritzventil Nr.5
I 15	Injector No.6	Einspritzventil Nr.6
I 17	ISC Valve	ISC-Ventil
J 20	Junction Connector	Verbindungsstecker
J 21	Junction Connector	Verbindungsstecker
K 2	Knock Sensor No.1	Klopfsensor Nr.1
K 3	Knock Sensor No.2	Klopfsensor Nr.2
N 1	Neutral Start SW, Back-Up Light SW and A/T Indicator SW	Neutralstart-, Rückfahrscheinwerfer- und AT-Anzeigenschalter
N 2	Noise Filter (Ignition)	Störschutzfilter (Zündung)
O 1	Oil Pressure SW	Öldruckschalter
O 2	Outer Ambient Temp. Sensor	Außentemperatursensor
S 1	Speed Sensor (Combination Meter)	Geschwindigkeitssensor (Kombiinstrument)
S 2	Speed Sensor (ECT)	Geschwindigkeitssensor (ECT)
S 3	Starter	Anlasser
S 4	Starter	Anlasser
T 1	Throttle Position Sensor	Drosselklappenpositionssensor
V 1	Variable Resistor	Regelwiderstand
V 4	VSV (EVAP)	VSV (EVAP)
W 1	Water Temp. Sender	Kühlmitteltemperaturgeber
W 2	Water Temp. Sensor	Kühlmitteltemperatursensor

Position of Parts in Engine Compartment

[RHD : 3RZ-FE]

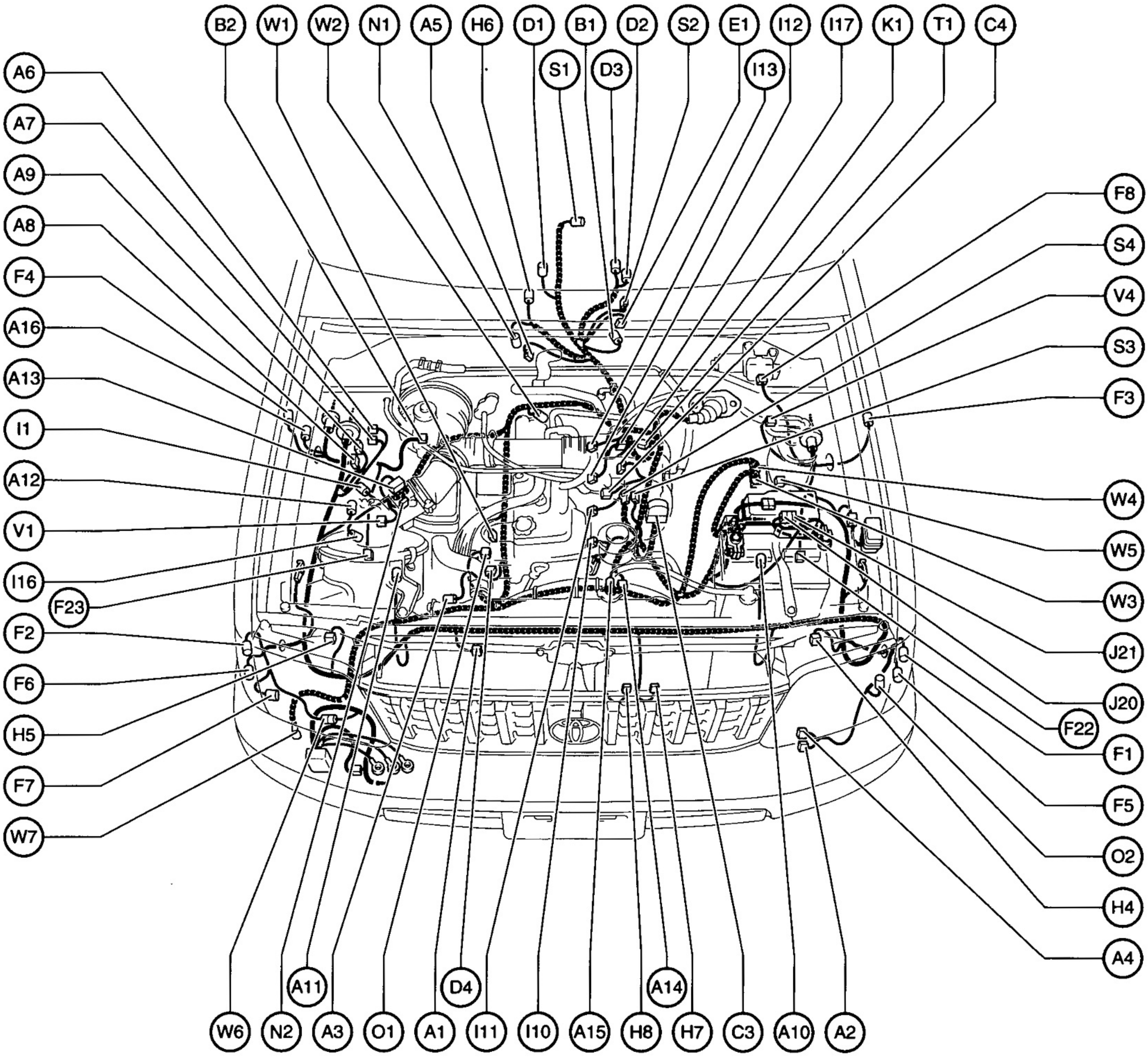

Code	English	*Français*	*Español*
A 1	A/C Condenser Fan Motor	*Moteur de ventilateur de condenseur de A/C*	*Motor del ventilador del condensador del A/C*
A 2	A/C Dual Pressure SW	*Double pressostat A/C*	*Interruptor de presión doble del A/C*
A 3	A/C Magnetic Clutch	*Accouplement magnétique de A/C*	*Embrague magnético del A/C*
A 4	A/C Triple Pressure SW (A/C Dual and Single Pressure SW)	*Triple pressostat de A/C (double pressostat et pressostat simple de A/C)*	*Interruptor de presión triple del A/C (interruptor de presión doble y sencillo del A/C)*
A 5	A/T Fluid Temp. SW	*Contacteur thermique de liquide de A/T*	*Interruptor de la temperatura del líquido de la A/T*
A 6	ABS Actuator	*Dispositif de commande de ABS*	*Actuador de ABS*
A 7	ABS Actuator	*Dispositif de commande de ABS*	*Actuador de ABS*
A 8	ABS Relay	*Relais ABS*	*Relé de ABS*
A 9	ABS Relay	*Relais ABS*	*Relé de ABS*
A 10	ABS Speed Sensor Front LH	*Capteur de vitesse de ABS avant gauche*	*Sensor de velocidad de ABS, frontal izquierdo*

Position of Parts in Engine Compartment (Cont'd)

Code	English	*Français*	*Español*
A 11	ABS Speed Sensor Front RH	*Capteur de vitesse de ABS avant droit*	*Sensor de velocidad de ABS, frontal derecho*
A 12	Air Cleaner Warning SW	*Contacteur de rappel de filtre à air*	*Interruptor de advertencia del filtro de aire*
A 13	Air Flow Meter	*Débitmètre d'air*	*Medidor de flujo de aire*
A 14	Alternator	*Alternateur*	*Alternador*
A 15	Alternator	*Alternateur*	*Alternador*
A 16	Auto Antenna Motor	*Moteur d'antenne électrique*	*Motor de la antena eléctrica*
B 1	Back-Up Light SW	*Contacteur de feux de recul*	*Interruptor de la luz de marcha atrás*
B 2	Brake Fluid Level Warning SW	*Contacteur de rappel de niveau de liquide de frein*	*Interruptor de advertencia del nivel del líquido de frenos*
C 3	Check Connector	*Bloc raccord de câblage de diagnostic*	*Conector de comprobación*
C 4	Crankshaft Position Sensor	*Capteur de position de vilebrequin*	*Sensor de posición del cigüeñal*
D 1	Detection SW (Transfer 4WD Position) or (Center Diff. Lock)	*Détecteur (de position 4WD de boîte de transfert) ou (blocage de différentiel central)*	*Interruptor de detección (posición 4WD de la transferencia) o (bloqueo del diferencial central)*
D 2	Detection SW (Transfer L4 Position)	*Détecteur (de position L4 de boîte de transfert)*	*Interruptor de detección (posición L4 de la transferencia)*
D 3	Detection SW (Transfer Neutral Position)	*Détecteur (de position neutre de boîte de transfert)*	*Interruptor de detección (posición de punto muerto de la transferencia)*
D 4	Distributor	*Distributeur*	*Distribuidor*
E 1	ECT Solenoid	*Solénoïde de commande ECT*	*Solenoide de ECT*
F 1	Front Clearance Light LH	*Feu d'encombrement avant gauche*	*Luz de paso delantera izquierda*
F 2	Front Clearance Light RH	*Feu d'encombrement avant droit*	*Luz de paso delantera derecha*
F 3	Front Side Turn Signal Light LH	*Feu de changement de direction latéral avant gauche*	*Luz de la señal de giro lateral frontal izquierda*
F 4	Front Side Turn Signal Light RH	*Feu de changement de direction latéral avant droit*	*Luz de la señal de giro lateral frontal derecha*
F 5	Front Turn Signal Light LH	*Feu de changement de direction avant gauche*	*Luz de la señal de giro delantera izquierda*
F 6	Front Turn Signal Light RH	*Feu de changement de direction avant droit*	*Luz de la señal de giro delantera derecha*
F 7	Front Washer Motor and Headlight Cleaner Motor	*Moteur de lave-glace de pare-brise et moteur de lave-projecteur avant*	*Motor del lavador frontal y Motor del limpiador del faro*
F 8	Front Wiper Motor	*Moteur d'essuie-glace de pare-brise*	*Motor del limpiador frontal*
F 22	Front Airbag Sensor LH	*Capteur de sac gonflable avant gauche*	*Sensor del colchón de aire frontal izquierdo*
F 23	Front Airbag Sensor RH	*Capteur de sac gonflable avant droit*	*Sensor del colchón de aire frontal derecho*
H 4	Headlight LH	*Projecteur avant gauche*	*Faro izquierdo*
H 5	Headlight RH	*Projecteur avant droit*	*Faro derecho*
H 6	Heated Oxygen Sensor	*Capteur d'oxygène réchauffé*	*Sensor de oxígeno calentado*
H 7	Horn LH	*Avertisseur gauche*	*Bocina izquierda*
H 8	Horn RH	*Avertisseur droit*	*Bocina derecha*
I 1	Igniter	*Allumeur*	*Encendedor*
I 10	Injector No.1	*Injecteur no.1*	*Inyector N.° 1*
I 11	Injector No.2	*Injecteur no.2*	*Inyector N.° 2*
I 12	Injector No.3	*Injecteur no.3*	*Inyector N.° 3*
I 13	Injector No.4	*Injecteur no.4*	*Inyector N.° 4*
I 16	Intake Air Temp. Sensor	*Capteur de température d'air d'admission*	*Sensor de la temperatura del aire de admisión*
I 17	ISC Valve	*Soupape ISC*	*Válvula de ISC*
J 20	Junction Connector	*Bloc raccord de jonction*	*Conector de enlace*
J 21	Junction Connector	*Bloc raccord de jonction*	*Conector de enlace*
K 1	Knock Sensor	*Capteur de cognement moteur*	*Sensor de golpeteo*
N 1	Neutral Start SW, Back-Up Light SW and A/T Indicator SW	*Contacteur de démarrage au point mort, contacteur de feux de recul et témoin de A/T*	*Interruptor de arranque en punto muerto, interruptor de las luces de marcha atrás e interruptor de indicador de A/T*
N 2	Noise Filter (Ignition)	*Filtre antiparasites (allumage)*	*Filtro de ruido (encendido)*
O 1	Oil Pressure SW	*Manocontact de pression d'huile*	*Interruptor de presión de aceite*
O 2	Outer Ambient Temp. Sensor	*Capteur de température ambiante extérieure*	*Sensor de la temperatura ambiente exterior*
S 1	Speed Sensor (Combination Meter)	*Capteur de vitesse (combiné de bord)*	*Sensor de velocidad (medidor de combinación)*
S 2	Speed Sensor (ECT)	*Capteur de vitesse (ECT)*	*Sensor de velocidad (ECT)*
S 3	Starter	*Démarreur*	*Arrancador*
S 4	Starter	*Démarreur*	*Arrancador*
T 1	Throttle Position Sensor	*Capteur de position de papillon d' accélération*	*Sensor de posición del acelerador*
V 1	Variable Resistor	*Résistance variable*	*Resistor variable*
V 4	VSV (EVAP)	*VSV (EVAP)*	*VSV (EVAP)*
W 1	Water Temp. Sender	*Jauge émettrice de température d'eau*	*Emisor de la temperatura del agua*
W 2	Water Temp. Sensor	*Capteur de température d'eau*	*Sensor de la temperatura del agua*
W 3	Winch Main Relay	*Relais principal de treuil*	*Relé principal de la grúa*
W 4	Winch Main Relay	*Relais principal de treuil*	*Relé principal de la grúa*
W 5	Winch Main Relay	*Relais principal de treuil*	*Relé principal de la grúa*
W 6	Winch Motor and Control SW	*Moteur de treuil et commutateur de commande*	*Motor de la grúa e interruptor de control*
W 7	Winch Motor and Control SW	*Moteur de treuil et commutateur de commande*	*Motor de la grúa e interruptor de control*

Position of Parts in Engine Compartment

[RHD : 3RZ-FE]

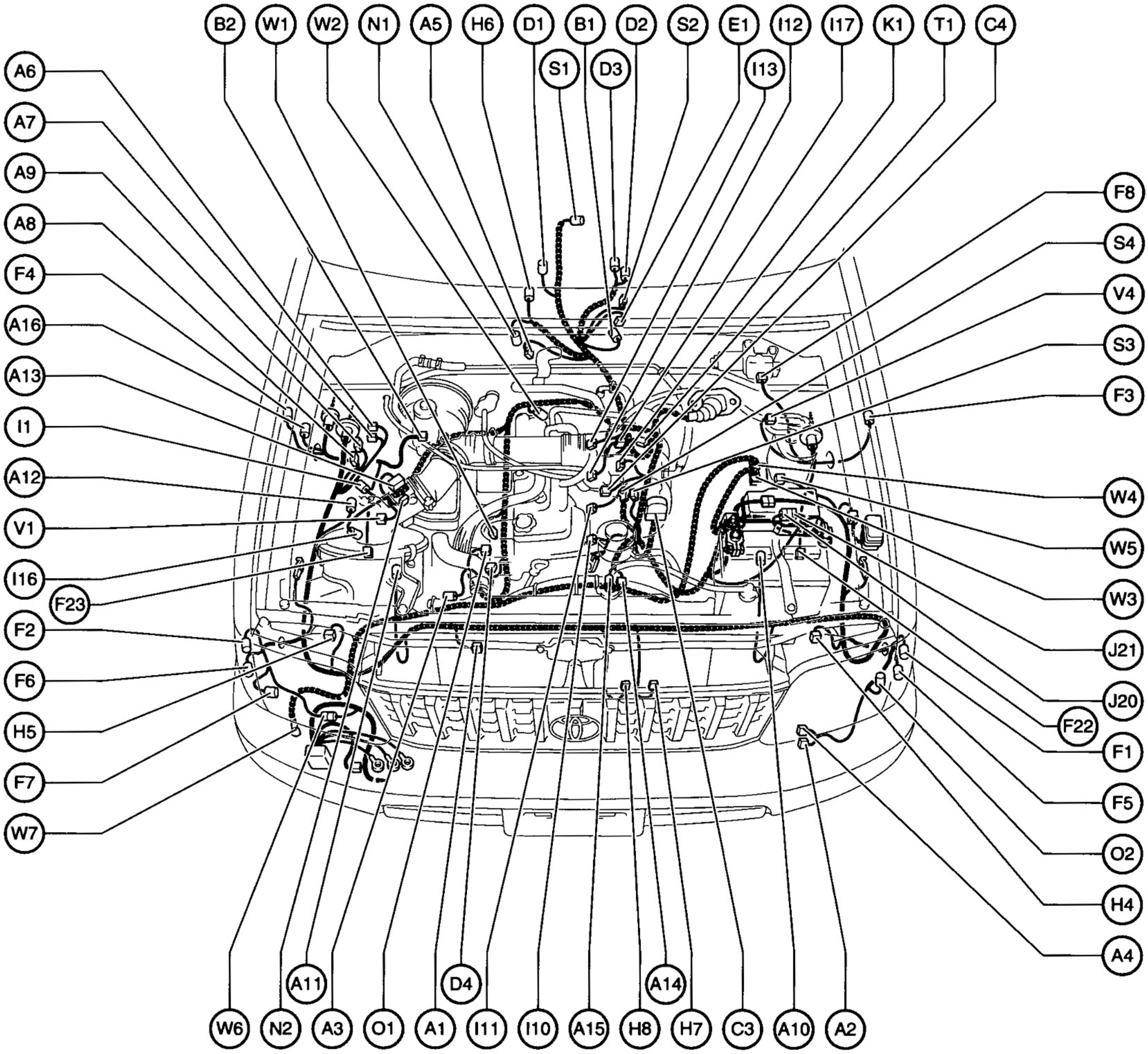

Position of Parts in Engine Compartment

Code	English	Deutsch
A 1	A/C Condenser Fan Motor	A/C-Kondensatorlüftermotor
A 2	A/C Dual Pressure SW	A/C-Doppeldruckschalter
A 3	A/C Magnetic Clutch	A/C-Magnetkupplung
A 4	A/C Triple Pressure SW (A/C Dual and Single Pressure SW)	A/C-Dreifachdruckschalter (A/C-Doppel- und Einfachdruckschalter)
A 5	A/T Fluid Temp. SW	A/T-Öltemeraturschalter
A 6	ABS Actuator	ABS-Stellglied
A 7	ABS Actuator	ABS-Stellglied
A 8	ABS Relay	ABS-Relais
A 9	ABS Relay	ABS-Relais
A 10	ABS Speed Sensor Front LH	ABS-Raddrehzahlsensor, vorne, links
A 11	ABS Speed Sensor Front RH	ABS-Raddrehzahlsensor, vorne, rechts
A 12	Air Cleaner Warning SW	Luftfilterwarnschalter
A 13	Air Flow Meter	Luftmengenmesser
A 14	Alternator	Generator
A 15	Alternator	Generator
A 16	Auto Antenna Motor	Antennenmotor
B 1	Back-Up Light SW	Rückfahrscheinwerferschalter
B 2	Brake Fluid Level Warning SW	Bremsflüssigkeitswarnschalter
C 3	Check Connector	Prüfstecker
C 4	Crankshaft Position Sensor	Kurbelwellenpositionssensor
D 1	Detection SW (Transfer 4WD Position) or (Center Diff. Lock)	Abtastschalter (4WD-Verteilergetriebeposition) oder (mittlere Differentialsperre)
D 2	Detection SW (Transfer L4 Position)	Abtastschalter (L4-Verteilergetriebeposition)
D 3	Detection SW (Transfer Neutral Position)	Abtastschalter (Verteilergetriebeneutralposition)
D 4	Distributor	Verteiler
E 1	ECT Solenoid	ECT-Magnet
F 1	Front Clearance Light LH	vordere Begrenzungsleuchte, links
F 2	Front Clearance Light RH	vordere Begrenzungsleuchte, rechts
F 3	Front Side Turn Signal Light LH	seitliche Blinkleuchte, links
F 4	Front Side Turn Signal Light RH	seitliche Blinkleuchte, rechts
F 5	Front Turn Signal Light LH	vordere Blinkleuchte, links
F 6	Front Turn Signal Light RH	vordere Blinkleuchte, rechts
F 7	Front Washer Motor and Headlight Cleaner Motor	Waschermotor und Scheinwerferwaschermotor
F 8	Front Wiper Motor	Windschutzscheibenwischermotor
F 22	Front Airbag Sensor LH	vorderer Airbagsensor, links
F 23	Front Airbag Sensor RH	vorderer Airbagsensor, rechts
H 4	Headlight LH	Scheinwerfer, links
H 5	Headlight RH	Scheinwerfer, rechts
H 6	Heated Oxygen Sensor	beheizte Lambdasonde
H 7	Horn LH	Hupe, links
H 8	Horn RH	Hupe, rechts
I 1	Igniter	Schaltgerät
I 10	Injector No.1	Einspritzventil Nr.1
I 11	Injector No.2	Einspritzventil Nr.2
I 12	Injector No.3	Einspritzventil Nr.3
I 13	Injector No.4	Einspritzventil Nr.4
I 16	Intake Air Temp. Sensor	Ansauglufttemperatursensor
I 17	ISC Valve	ISC-Ventil
J 20	Junction Connector	Verbindungsstecker
J 21	Junction Connector	Verbindungsstecker
K 1	Knock Sensor	Klopfsensor
N 1	Neutral Start SW, Back-Up Light SW and A/T Indicator SW	Neutralstart-, Rückfahrscheinwerfer- und AT-Anzeigenschalter
N 2	Noise Filter (Ignition)	Störschutzfilter (Zündung)
O 1	Oil Pressure SW	Öldruckschalter
O 2	Outer Ambient Temp. Sensor	Außentemperatursensor
S 1	Speed Sensor (Combination Meter)	Geschwindigkeitssensor (Kombiinstrument)
S 2	Speed Sensor (ECT)	Geschwindigkeitssensor (ECT)
S 3	Starter	Anlasser
S 4	Starter	Anlasser
T 1	Throttle Position Sensor	Drosselklappenpositionssensor
V 1	Variable Resistor	Regelwiderstand
V 4	VSV (EVAP)	VSV (EVAP)
W 1	Water Temp. Sender	Kühlmitteltemperaturgeber
W 2	Water Temp. Sensor	Kühlmitteltemperatursensor
W 3	Winch Main Relay	Windenhauptrelais
W 4	Winch Main Relay	Windenhauptrelais
W 5	Winch Main Relay	Windenhauptrelais
W 6	Winch Motor and Control SW	Windenmotor und Steuerschalter
W 7	Winch Motor and Control SW	Windenmotor und Steuerschalter

Position of Parts in Engine Compartment

[RHD : 3RZ-F]

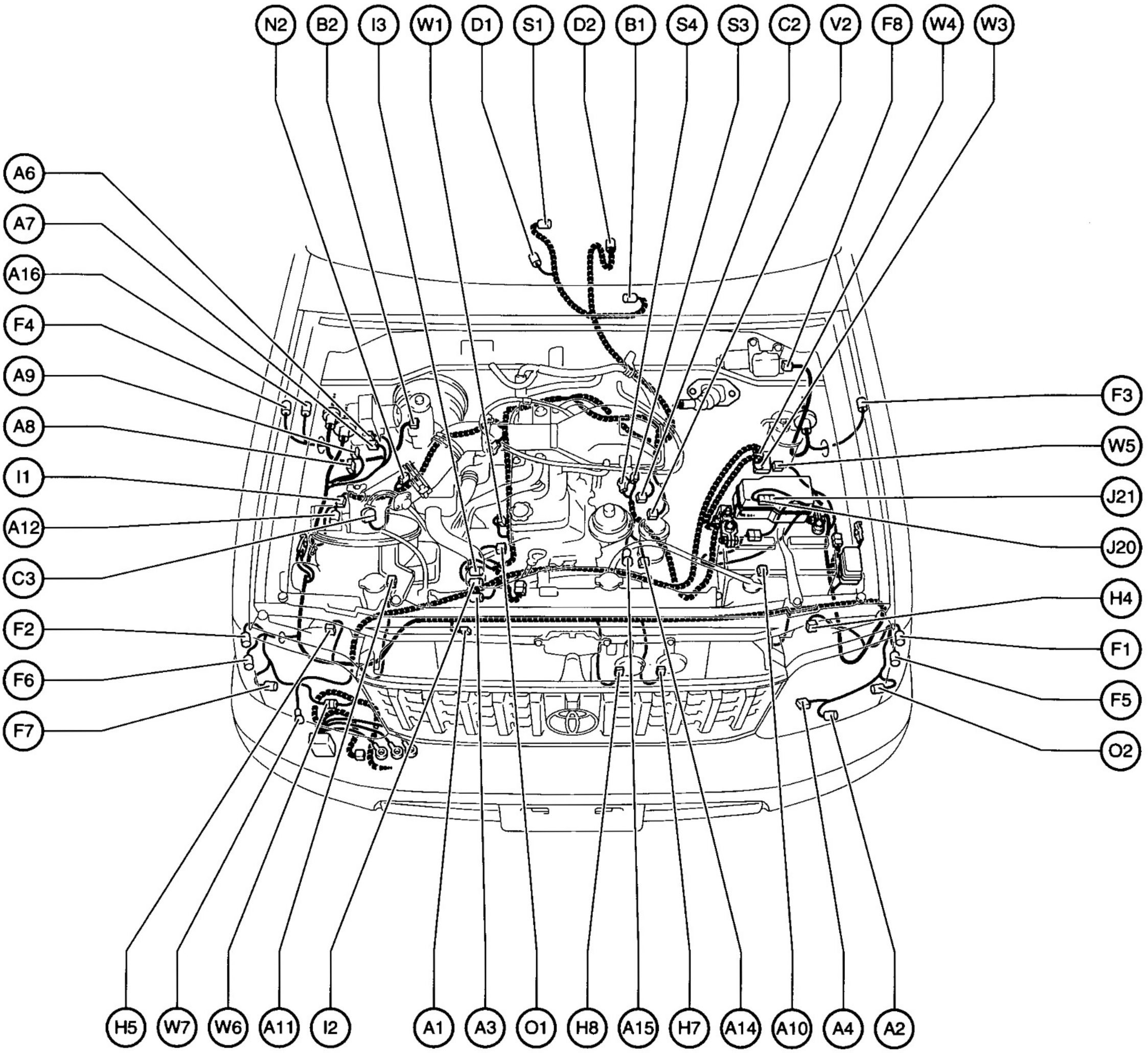

Position of Parts in Engine Compartment

Code	English	*Français*	*Español*
A 1	A/C Condenser Fan Motor	*Moteur de ventilateur de condenseur de A/C*	*Motor del ventilador del condensador del A/C*
A 2	A/C Dual Pressure SW	*Double pressostat A/C*	*Interruptor de presión doble del A/C*
A 3	A/C Magnetic Clutch	*Accouplement magnétique de A/C*	*Embrague magnético del A/C*
A 4	A/C Triple Pressure SW (A/C Dual and Single Pressure SW)	*Triple pressostat de A/C (double pressostat et pressostat simple de A/C)*	*Interruptor de presión triple del A/C (interruptor de presión doble y sencillo del A/C)*
A 6	ABS Actuator	*Dispositif de commande de ABS*	*Actuador de ABS*
A 7	ABS Actuator	*Dispositif de commande de ABS*	*Actuador de ABS*
A 8	ABS Relay	*Relais ABS*	*Relé de ABS*
A 9	ABS Relay	*Relais ABS*	*Relé de ABS*
A 10	ABS Speed Sensor Front LH	*Capteur de vitesse de ABS avant gauche*	*Sensor de velocidad de ABS, frontal izquierdo*
A 11	ABS Speed Sensor Front RH	*Capteur de vitesse de ABS avant droit*	*Sensor de velocidad de ABS, frontal derecho*
A 12	Air Cleaner Warning SW	*Contacteur de rappel de filtre à air*	*Interruptor de advertencia del filtro de aire*
A 14	Alternator	*Alternateur*	*Alternador*
A 15	Alternator	*Alternateur*	*Alternador*
A 16	Auto Antenna Motor	*Moteur d'antenne électrique*	*Motor de la antena eléctrica*
B 1	Back-Up Light SW	*Contacteur de feux de recul*	*Interruptor de la luz de marcha atrás*
B 2	Brake Fluid Level Warning SW	*Contacteur de rappel de niveau de liquide de frein*	*Interruptor de advertencia del nivel del líquido de frenos*
C 2	Carburetor	*Carburateur*	*Carburador*
C 3	Check Connector	*Bloc raccord de câblage de diagnostic*	*Conector de comprobación*
D 1	Detection SW (Transfer 4WD Position) or (Center Diff. Lock)	*Détecteur (de position 4WD de boîte de transfert) ou (blocage de différentiel central)*	*Interruptor de detección (posición 4WD de la transferencia) o (bloqueo del diferencial central)*
D 2	Detection SW (Transfer L4 Position)	*Détecteur (de position L4 de boîte de transfert)*	*Interruptor de detección (posición L4 de la transferencia)*
F 1	Front Clearance Light LH	*Feu d'encombrement avant gauche*	*Luz de paso delantera izquierda*
F 2	Front Clearance Light RH	*Feu d'encombrement avant droit*	*Luz de paso delantera derecha*
F 3	Front Side Turn Signal Light LH	*Feu de changement de direction latéral avant gauche*	*Luz de la señal de giro lateral frontal izquierda*
F 4	Front Side Turn Signal Light RH	*Feu de changement de direction latéral avant droit*	*Luz de la señal de giro lateral frontal derecha*
F 5	Front Turn Signal Light LH	*Feu de changement de direction avant gauche*	*Luz de la señal de giro delantera izquierda*
F 6	Front Turn Signal Light RH	*Feu de changement de direction avant droit*	*Luz de la señal de giro delantera derecha*
F 7	Front Washer Motor and Headlight Cleaner Motor	*Moteur de lave-glace de pare-brise et moteur de lave-projecteur avant*	*Motor del lavador frontal y Motor del limpiador del faro*
F 8	Front Wiper Motor	*Moteur d'essuie-glace de pare-brise*	*Motor del limpiador frontal*
H 4	Headlight LH	*Projecteur avant gauche*	*Faro izquierdo*
H 5	Headlight RH	*Projecteur avant droit*	*Faro derecho*
H 7	Horn LH	*Avertisseur gauche*	*Bocina izquierda*
H 8	Horn RH	*Avertisseur droit*	*Bocina derecha*
I 1	Igniter	*Allumeur*	*Encendedor*
I 2	Ignition Coil and Distributor	*Bobine d'allumage et distributeur*	*Bobina de encendido y distribuidor*
I 3	Ignition Coil and Distributor	*Bobine d'allumage et distributeur*	*Bobina de encendido y distribuidor*
J 20	Junction Connector	*Bloc raccord de jonction*	*Conector de enlace*
J 21	Junction Connector	*Bloc raccord de jonction*	*Conector de enlace*
N 2	Noise Filter (Ignition)	*Filtre antiparasites (allumage)*	*Filtro de ruido (encendido)*
O 1	Oil Pressure SW	*Manocontact de pression d'huile*	*Interruptor de presión de aceite*
O 2	Outer Ambient Temp. Sensor	*Capteur de température ambiante extérieure*	*Sensor de la temperatura ambiente exterior*
S 1	Speed Sensor (Combination Meter)	*Capteur de vitesse (combiné de bord)*	*Sensor de velocidad (medidor de combinación)*
S 3	Starter	*Démarreur*	*Arrancador*
S 4	Starter	*Démarreur*	*Arrancador*
V 2	VSV (A/C Idle-Up)	*VSV (de régime ralenti accéléré de A/C)*	*VSV (aumento del ralentí del A/C)*
W 1	Water Temp. Sender	*Jauge émettrice de température d'eau*	*Emisor de la temperatura del agua*
W 3	Winch Main Relay	*Relais principal de treuil*	*Relé principal de la grúa*
W 4	Winch Main Relay	*Relais principal de treuil*	*Relé principal de la grúa*
W 5	Winch Main Relay	*Relais principal de treuil*	*Relé principal de la grúa*
W 6	Winch Motor and Control SW	*Moteur de treuil et commutateur de commande*	*Motor de la grúa e interruptor de control*
W 7	Winch Motor and Control SW	*Moteur de treuil et commutateur de commande*	*Motor de la grúa e interruptor de control*

Position of Parts in Engine Compartment

[RHD : 3RZ-F]

English

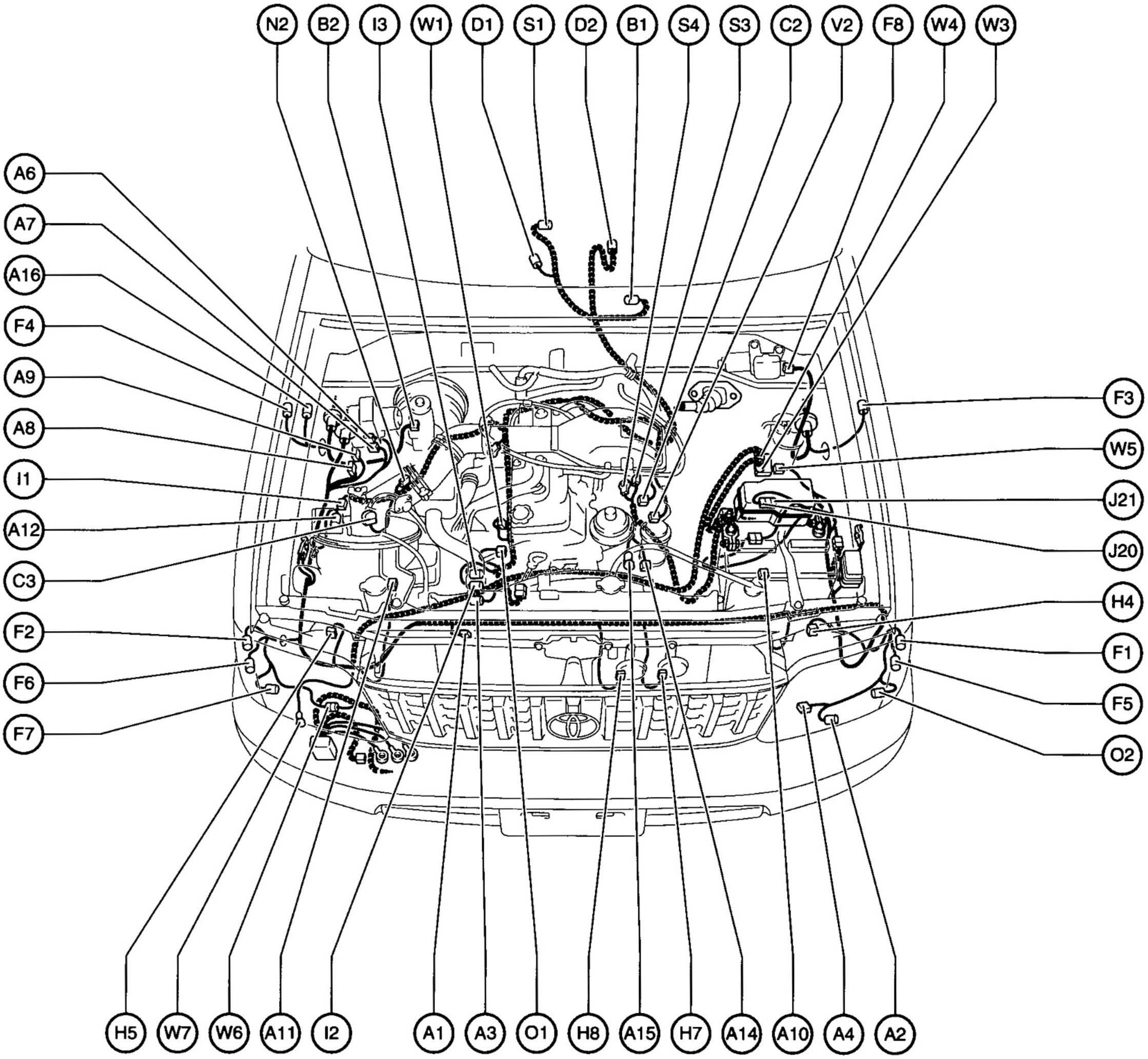

Position of Parts in Engine Compartment

Code	English	Deutsch
A 1	A/C Condenser Fan Motor	A/C-Kondensatorlüftermotor
A 2	A/C Dual Pressure SW	A/C-Doppeldruckschalter
A 3	A/C Magnetic Clutch	A/C-Magnetkupplung
A 4	A/C Triple Pressure SW (A/C Dual and Single Pressure SW)	A/C-Dreifachdruckschalter (A/C-Doppel- und Einfachdruckschalter)
A 6	ABS Actuator	ABS-Stellglied
A 7	ABS Actuator	ABS-Stellglied
A 8	ABS Relay	ABS-Relais
A 9	ABS Relay	ABS-Relais
A 10	ABS Speed Sensor Front LH	ABS-Raddrehzahlsensor, vorne, links
A 11	ABS Speed Sensor Front RH	ABS-Raddrehzahlsensor, vorne, rechts
A 12	Air Cleaner Warning SW	Luftfilterwarnschalter
A 14	Alternator	Generator
A 15	Alternator	Generator
A 16	Auto Antenna Motor	Antennenmotor
B 1	Back-Up Light SW	Rückfahrscheinwerferschalter
B 2	Brake Fluid Level Warning SW	Bremsflüssigkeitswarnschalter
C 2	Carburetor	Vergaser
C 3	Check Connector	Prüfstecker
D 1	Detection SW (Transfer 4WD Position) or (Center Diff. Lock)	Abtastschalter (4WD-Verteilergetriebeposition) oder (mittlere Differentialsperre)
D 2	Detection SW (Transfer L4 Position)	Abtastschalter (L4-Verteilergetriebeposition)
F 1	Front Clearance Light LH	vordere Begrenzungsleuchte, links
F 2	Front Clearance Light RH	vordere Begrenzungsleuchte, rechts
F 3	Front Side Turn Signal Light LH	seitliche Blinkleuchte, links
F 4	Front Side Turn Signal Light RH	seitliche Blinkleuchte, rechts
F 5	Front Turn Signal Light LH	vordere Blinkleuchte, links
F 6	Front Turn Signal Light RH	vordere Blinkleuchte, rechts
F 7	Front Washer Motor and Headlight Cleaner Motor	Waschermotor und Scheinwerferwaschermotor
F 8	Front Wiper Motor	Windschutzscheibenwischermotor
H 4	Headlight LH	Scheinwerfer, links
H 5	Headlight RH	Scheinwerfer, rechts
H 7	Horn LH	Hupe, links
H 8	Horn RH	Hupe, rechts
I 1	Igniter	Schaltgerät
I 2	Ignition Coil and Distributor	Zündspule und Verteiler
I 3	Ignition Coil and Distributor	Zündspule und Verteiler
J 20	Junction Connector	Verbindungsstecker
J 21	Junction Connector	Verbindungsstecker
N 2	Noise Filter (Ignition)	Störschutzfilter (Zündung)
O 1	Oil Pressure SW	Öldruckschalter
O 2	Outer Ambient Temp. Sensor	Außentemperatursensor
S 1	Speed Sensor (Combination Meter)	Geschwindigkeitssensor (Kombiinstrument)
S 3	Starter	Anlasser
S 4	Starter	Anlasser
V 2	VSV (A/C Idle-Up)	VSV (A/C-Schnelleerlauf)
W 1	Water Temp. Sender	Kühlmitteltemperaturgeber
W 3	Winch Main Relay	Windenhauptrelais
W 4	Winch Main Relay	Windenhauptrelais
W 5	Winch Main Relay	Windenhauptrelais
W 6	Winch Motor and Control SW	Windenmotor und Steuerschalter
W 7	Winch Motor and Control SW	Windenmotor und Steuerschalter

Position of Parts in Engine Compartment

[RHD : 1KZ-TE]

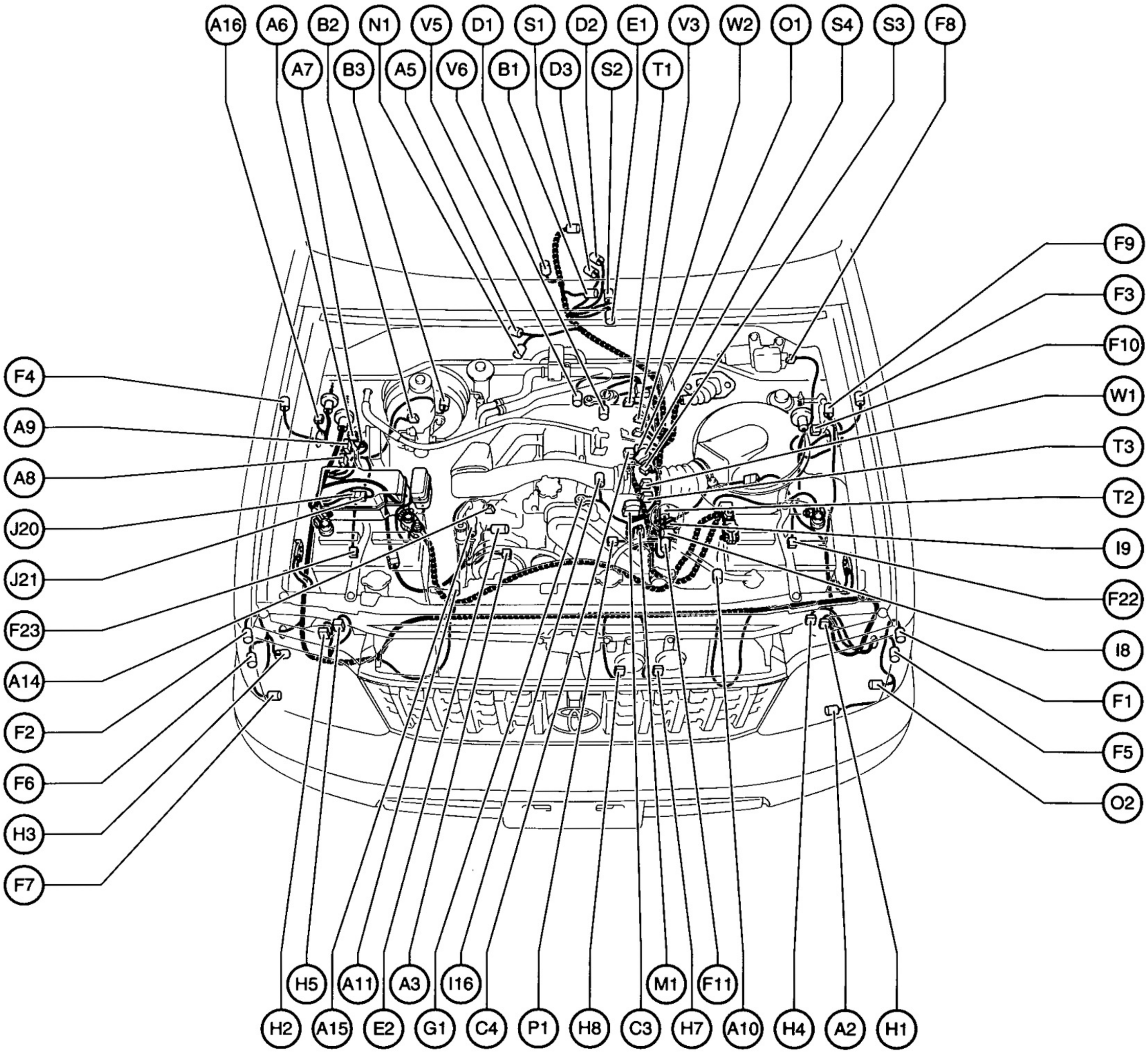

Code	English	*Français*	*Español*
A 2	A/C Dual Pressure SW	*Double pressostat A/C*	*Interruptor de presión doble del A/C*
A 3	A/C Magnetic Clutch	*Accouplement magnétique de A/C*	*Embrague magnético del A/C*
A 5	A/T Fluid Temp. SW	*Contacteur thermique de liquide de A/T*	*Interruptor de la temperatura del líquido de la A/T*
A 6	ABS Actuator	*Dispositif de commande de ABS*	*Actuador de ABS*
A 7	ABS Actuator	*Dispositif de commande de ABS*	*Actuador de ABS*
A 8	ABS Relay	*Relais ABS*	*Relé de ABS*
A 9	ABS Relay	*Relais ABS*	*Relé de ABS*
A 10	ABS Speed Sensor Front LH	*Capteur de vitesse de ABS avant gauche*	*Sensor de velocidad de ABS, frontal izquierdo*
A 11	ABS Speed Sensor Front RH	*Capteur de vitesse de ABS avant droit*	*Sensor de velocidad de ABS, frontal derecho*
A 14	Alternator	*Alternateur*	*Alternador*
A 15	Alternator	*Alternateur*	*Alternador*
A 16	Auto Antenna Motor	*Moteur d'antenne électrique*	*Motor de la antena eléctrica*
B 1	Back-Up Light SW	*Contacteur de feux de recul*	*Interruptor de la luz de marcha atrás*
B 2	Brake Fluid Level Warning SW	*Contacteur de rappel de niveau de liquide de frein*	*Interruptor de advertencia del nivel del líquido de frenos*
B 3	Brake Vacuum Warning SW	*Contacteur de rappel de dépression de frein*	*Interruptor de advertencia de vacío del freno*

Position of Parts in Engine Compartment (Cont'd)

Code	English	*Français*	*Español*
C 3	Check Connector	*Bloc raccord de câblage de diagnostic*	*Conector de comprobación*
C 4	Crankshaft Position Sensor	*Capteur de position de vilebrequin*	*Sensor de posición del cigüeñal*
D 1	Detection SW (Transfer 4WD Position) or (Center Diff. Lock)	*Détecteur (de position 4WD de boîte de transfert) ou (blocage de différentiel central)*	*Interruptor de detección (posición 4WD de la transferencia) o (bloqueo del diferencial central)*
D 2	Detection SW (Transfer L4 Position)	*Détecteur (de position L4 de boîte de transfert)*	*Interruptor de detección (posición L4 de la transferencia)*
D 3	Detection SW (Transfer Neutral Position)	*Détecteur (de position neutre de boîte de transfert)*	*Interruptor de detección (posición de punto muerto de la transferencia)*
E 1	ECT Solenoid	*Solénoïde de commande ECT*	*Solenoide de ECT*
E 2	Engine Oil Level Sensor	*Capteur de niveau d'huile moteur*	*Sensor del nivel de aceite del motor*
F 1	Front Clearance Light LH	*Feu d'encombrement avant gauche*	*Luz de paso delantera izquierda*
F 2	Front Clearance Light RH	*Feu d'encombrement avant droit*	*Luz de paso delantera derecha*
F 3	Front Side Turn Signal Light LH	*Feu de changement de direction latéral avant gauche*	*Luz de la señal de giro lateral frontal izquierda*
F 4	Front Side Turn Signal Light RH	*Feu de changement de direction latéral avant droit*	*Luz de la señal de giro lateral frontal derecha*
F 5	Front Turn Signal Light LH	*Feu de changement de direction avant gauche*	*Luz de la señal de giro delantera izquierda*
F 6	Front Turn Signal Light RH	*Feu de changement de direction avant droit*	*Luz de la señal de giro delantera derecha*
F 7	Front Washer Motor and Headlight Cleaner Motor	*Moteur de lave-glace de pare-brise et moteur de lave-projecteur avant*	*Motor del lavador frontal y Motor del limpiador del faro*
F 8	Front Wiper Motor	*Moteur d'essuie-glace de pare-brise*	*Motor del limpiador frontal*
F 9	Fuel Filter Warning SW	*Manocontact de rappel de filtre à essence*	*Interruptor de advertencia del filtro de combustible*
F 10	Fuel Heater	*Réchauffeur de combustible*	*Calefactor de combustible*
F 11	Fuel Temp. Sensor	*Capteur de température de carburant*	*Sensor de la temperatura del combustible*
F 22	Front Airbag Sensor LH	*Capteur de sac gonflable avant gauche*	*Sensor del colchón de aire frontal izquierdo*
F 23	Front Airbag Sensor RH	*Capteur de sac gonflable avant droit*	*Sensor del colchón de aire frontal derecho*
G 1	Glow Plug	*Bougies de préchauffage*	*Bujía incandescente*
H 1	Headlight Beam Level Control Actuator LH	*Dispositif de commande de réglage d'orientation de faisceau de projecteur avant gauche*	*Actuador de control del nivel del haz del faro izquierdo*
H 2	Headlight Beam Level Control Actuator RH	*Dispositif de commande de réglage d'orientation de faisceau de projecteur avant droit*	*Actuador de control del nivel del haz del faro derecho*
H 3	Headlight Cleaner Relay	*Relais de lave-projecteur avant*	*Relé del limpiador del faro*
H 4	Headlight LH	*Projecteur avant gauche*	*Faro izquierdo*
H 5	Headlight RH	*Projecteur avant droit*	*Faro derecho*
H 7	Horn LH	*Avertisseur gauche*	*Bocina izquierda*
H 8	Horn RH	*Avertisseur droit*	*Bocina derecha*
I 8	Injection Pump Resistor No.1	*Résistance de pompe à injection no.1*	*Resistor de la bomba de inyección N.° 1*
I 9	Injection Pump Resistor No.2	*Résistance de pompe à injection no.2*	*Resistor de la bomba de inyección N.° 2*
I 16	Intake Air Temp. Sensor	*Capteur de température d'air d'admission*	*Sensor de la temperatura del aire de admisión*
J 20	Junction Connector	*Bloc raccord de jonction*	*Conector de enlace*
J 21	Junction Connector	*Bloc raccord de jonction*	*Conector de enlace*
M 1	Magnetic Spill Valve	*Valve de renversement magnétique*	*Válvula de derrame magnética*
N 1	Neutral Start SW, Back-Up Light SW and A/T Indicator SW	*Contacteur de démarrage au point mort, contacteur de feux de recul et témoin de A/T*	*Interruptor de arranque en punto muerto, interruptor de las luces de marcha atrás e interruptor de indicador de A/T*
O 1	Oil Pressure SW	*Manocontact de pression d'huile*	*Interruptor de presión de aceite*
O 2	Outer Ambient Temp. Sensor	*Capteur de température ambiante extérieure*	*Sensor de la temperatura ambiente exterior*
P 1	Pick-Up Sensor (Engine Speed Sensor)	*Capteur de reprise (Capteur de vitesse de moteur)*	*Sensor captor (Sensor de la velocidad del motor)*
S 1	Speed Sensor (Combination Meter)	*Capteur de vitesse (combiné de bord)*	*Sensor de velocidad (medidor de combinación)*
S 2	Speed Sensor (ECT)	*Capteur de vitesse (ECT)*	*Sensor de velocidad (ECT)*
S 3	Starter	*Démarreur*	*Arrancador*
S 4	Starter	*Démarreur*	*Arrancador*
T 1	Throttle Position Sensor	*Capteur de position de papillon d' accélération*	*Sensor de posición del acelerador*
T 2	Timing Control Valve	*Soupape de contrôle de calage*	*Válvula de control de la distribución*
T 3	Turbo Pressure Sensor	*Capteur de pression de turbocompresseur*	*Sensor de presión turbo*
V 3	VSV (EGR Valve)	*VSV (soupape EGR)*	*VSV (Válvula EGR)*
V 5	VSV (Intake Constrictor Control No.1)	*VSV (commande de resserrement d'admission no.1)*	*VSV (control de constricción de admisión N.° 1)*
V 6	VSV (Intake Constrictor Control No.2)	*VSV (commande de resserrement d'admission no.2)*	*VSV (control de constricción de admisión N.° 2)*
W 1	Water Temp. Sender	*Jauge émettrice de température d' eau*	*Emisor de la temperatura del agua*
W 2	Water Temp. Sensor	*Capteur de température d'eau*	*Sensor de la temperatura del agua*

E ELECTRICAL WIRING ROUTING

Position of Parts in Engine Compartment

[RHD : 1KZ-TE]

English

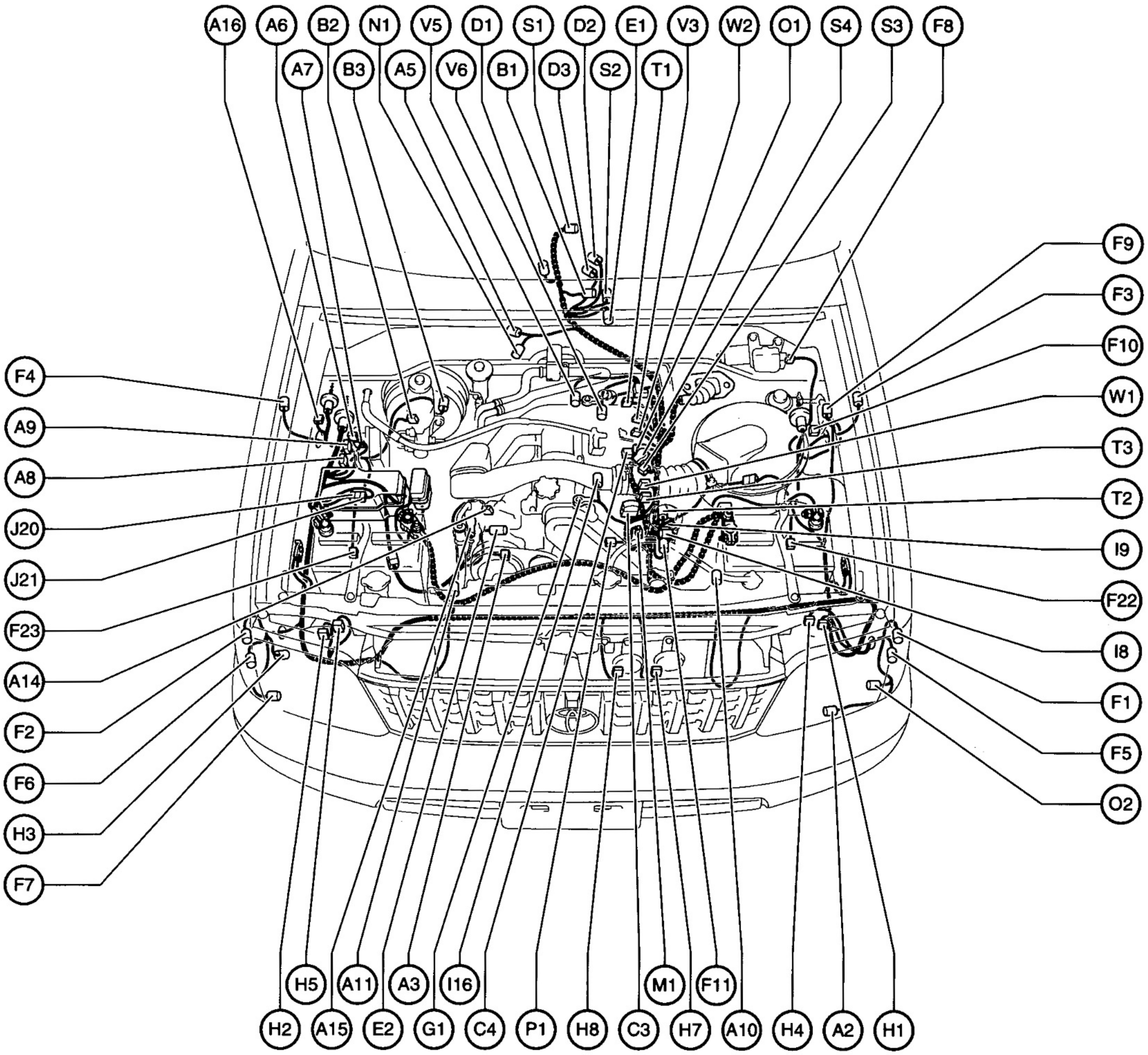

Position of Parts in Engine Compartment

Code	English	Deutsch
A 2	A/C Dual Pressure SW	A/C-Doppeldruckschalter
A 3	A/C Magnetic Clutch	A/C-Magnetkupplung
A 5	A/T Fluid Temp. SW	A/T-Öltemeraturschalter
A 6	ABS Actuator	ABS-Stellglied
A 7	ABS Actuator	ABS-Stellglied
A 8	ABS Relay	ABS-Relais
A 9	ABS Relay	ABS-Relais
A 10	ABS Speed Sensor Front LH	ABS-Raddrehzahlsensor, vorne, links
A 11	ABS Speed Sensor Front RH	ABS-Raddrehzahlsensor, vorne, rechts
A 14	Alternator	Generator
A 15	Alternator	Generator
A 16	Auto Antenna Motor	Antennenmotor
B 1	Back-Up Light SW	Rückfahrscheinwerferschalter
B 2	Brake Fluid Level Warning SW	Bremsflüssigkeitswarnschalter
B 3	Brake Vacuum Warning SW	Bremsunterdruckwarnschalter
C 3	Check Connector	Prüfstecker
C 4	Crankshaft Position Sensor	Kurbelwellenpositionssensor
D 1	Detection SW (Transfer 4WD Position) or (Center Diff. Lock)	Abtastschalter (4WD-Verteilergetriebeposition) oder (mittlere Differentialsperre)
D 2	Detection SW (Transfer L4 Position)	Abtastschalter (L4-Verteilergetriebeposition)
D 3	Detection SW (Transfer Neutral Position)	Abtastschalter (Verteilergetriebeneutralposition)
E 1	ECT Solenoid	ECT-Magnet
E 2	Engine Oil Level Sensor	Motorölstandsensor
F 1	Front Clearance Light LH	vordere Begrenzungsleuchte, links
F 2	Front Clearance Light RH	vordere Begrenzungsleuchte, rechts
F 3	Front Side Turn Signal Light LH	seitliche Blinkleuchte, links
F 4	Front Side Turn Signal Light RH	seitliche Blinkleuchte, rechts
F 5	Front Turn Signal Light LH	vordere Blinkleuchte, links
F 6	Front Turn Signal Light RH	vordere Blinkleuchte, rechts
F 7	Front Washer Motor and Headlight Cleaner Motor	Waschermotor und Scheinwerferwaschermotor
F 8	Front Wiper Motor	Windschutzscheibenwischermotor
F 9	Fuel Filter Warning SW	Kraftstoffilterwarnschalter
F 10	Fuel Heater	Kraftstoffheizung
F 11	Fuel Temp. Sensor	Kraftstofftemperatursensor
F 22	Front Airbag Sensor LH	vorderer Airbagsensor, links
F 23	Front Airbag Sensor RH	vorderer Airbagsensor, rechts
G 1	Glow Plug	Glühkerzen
H 1	Headlight Beam Level Control Actuator LH	Leuchtweitenstellglied, links
H 2	Headlight Beam Level Control Actuator RH	Leuchtweitenstellglied, rechts
H 3	Headlight Cleaner Relay	Scheinwerferwascherrelais
H 4	Headlight LH	Scheinwerfer, links
H 5	Headlight RH	Scheinwerfer, rechts
H 7	Horn LH	Hupe, links
H 8	Horn RH	Hupe, rechts
I 8	Injection Pump Resistor No.1	Einspritzpumpenwiderstand Nr.1
I 9	Injection Pump Resistor No.2	Einspritzpumpenwiderstand Nr.2
I 16	Intake Air Temp. Sensor	Ansaugtemperatursensor
J 20	Junction Connector	Verbindungsstecker
J 21	Junction Connector	Verbindungsstecker
M 1	Magnetic Spill Valve	Magnetüberlaufventil
N 1	Neutral Start SW, Back-Up Light SW and A/T Indicator SW	Neutralstart-, Rückfahrscheinwerfer- und AT-Anzeigenschalter
O 1	Oil Pressure SW	Öldruckschalter
O 2	Outer Ambient Temp. Sensor	Außentemperatursensor
P 1	Pick-Up Sensor (Engine Speed Sensor)	Drehzahlsensor (Motordrehzahlsensor)
S 1	Speed Sensor (Combination Meter)	Geschwindigkeitssensor (Kombiinstrument)
S 2	Speed Sensor (ECT)	Geschwindigkeitssensor (ECT)
S 3	Starter	Anlasser
S 4	Starter	Anlasser
T 1	Throttle Position Sensor	Drosselklappenpositionssensor
T 2	Timing Control Valve	Zündzeitpunktsteuergerät
T 3	Turbo Pressure Sensor	Ladedrucksensor
V 3	VSV (EGR Valve)	VSV (EGR-Ventil)
V 5	VSV (Intake Constrictor Control No.1)	VSV (Ansaugluftdrosselungssteuerung Nr.1)
V 6	VSV (Intake Constrictor Control No.2)	VSV (Ansaugluftdrosselungssteuerung Nr.2)
W 1	Water Temp. Sender	Kühlmitteltemperaturgeber
W 2	Water Temp. Sensor	Kühlmitteltemperatursensor

Position of Parts in Engine Compartment

[RHD : 3L]

English

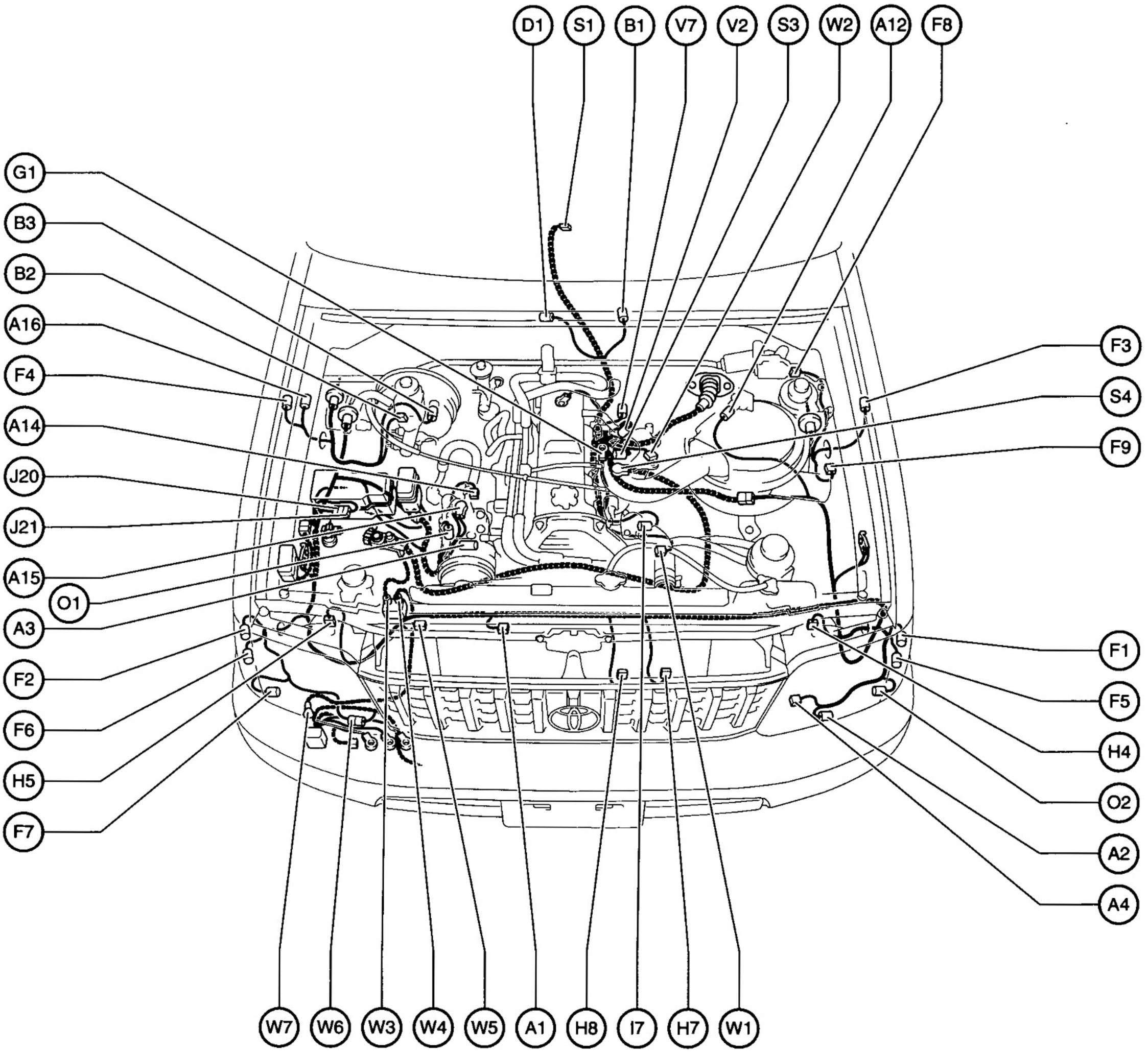

Position of Parts in Engine Compartment

Code	English	*Français*	*Español*
A 1	A/C Condenser Fan Motor	*Moteur de ventilateur de condenseur de A/C*	*Motor del ventilador del condensador del A/C*
A 2	A/C Dual Pressure SW	*Double pressostat A/C*	*Interruptor de presión doble del A/C*
A 3	A/C Magnetic Clutch	*Accouplement magnétique de A/C*	*Embrague magnético del A/C*
A 4	A/C Triple Pressure SW (A/C Dual and Single Pressure SW)	*Triple pressostat de A/C (double pressostat et pressostat simple de A/C)*	*Interruptor de presión triple del A/C (interruptor de presión doble y sencillo del A/C)*
A 12	Air Cleaner Warning SW	*Contacteur de rappel de filtre à air*	*Interruptor de advertencia del filtro de aire*
A 14	Alternator	*Alternateur*	*Alternador*
A 15	Alternator	*Alternateur*	*Alternador*
A 16	Auto Antenna Motor	*Moteur d'antenne électrique*	*Motor de la antena eléctrica*
B 1	Back-Up Light SW	*Contacteur de feux de recul*	*Interruptor de la luz de marcha atrás*
B 2	Brake Fluid Level Warning SW	*Contacteur de rappel de niveau de liquide de frein*	*Interruptor de advertencia del nivel del líquido de frenos*
B 3	Brake Vacuum Warning SW	*Contacteur de rappel de dépression de frein*	*Interruptor de advertencia de vacío del freno*
D 1	Detection SW (Transfer 4WD Position) or (Center Diff. Lock)	*Détecteur (de position 4WD de boîte de transfert) ou (blocage de différentiel central)*	*Interruptor de detección (posición 4WD de la transferencia) o (bloqueo del diferencial central)*
F 1	Front Clearance Light LH	*Feu d'encombrement avant gauche*	*Luz de paso delantera izquierda*
F 2	Front Clearance Light RH	*Feu d'encombrement avant droit*	*Luz de paso delantera derecha*
F 3	Front Side Turn Signal Light LH	*Feu de changement de direction latéral avant gauche*	*Luz de la señal de giro lateral frontal izquierda*
F 4	Front Side Turn Signal Light RH	*Feu de changement de direction latéral avant droit*	*Luz de la señal de giro lateral frontal derecha*
F 5	Front Turn Signal Light LH	*Feu de changement de direction avant gauche*	*Luz de la señal de giro delantera izquierda*
F 6	Front Turn Signal Light RH	*Feu de changement de direction avant droit*	*Luz de la señal de giro delantera derecha*
F 7	Front Washer Motor and Headlight Cleaner Motor	*Moteur de lave-glace de pare-brise et moteur de lave-projecteur avant*	*Motor del lavador frontal y Motor del limpiador del faro*
F 8	Front Wiper Motor	*Moteur d'essuie-glace de pare-brise*	*Motor del limpiador frontal*
F 9	Fuel Filter Warning SW	*Manocontact de rappel de filtre à essence*	*Interruptor de advertencia del filtro de combustible*
G 1	Glow Plug	*Bougies de préchauffage*	*Bujía incandescente*
H 4	Headlight LH	*Projecteur avant gauche*	*Faro izquierdo*
H 5	Headlight RH	*Projecteur avant droit*	*Faro derecho*
H 7	Horn LH	*Avertisseur gauche*	*Bocina izquierda*
H 8	Horn RH	*Avertisseur droit*	*Bocina derecha*
I 7	Injection Pump	*Pompe d'injection*	*Bomba de inyección*
J 20	Junction Connector	*Bloc raccord de jonction*	*Conector de enlace*
J 21	Junction Connector	*Bloc raccord de jonction*	*Conector de enlace*
O 1	Oil Pressure SW	*Manocontact de pression d'huile*	*Interruptor de presión de aceite*
O 2	Outer Ambient Temp. Sensor	*Capteur de température ambiante extérieure*	*Sensor de la temperatura ambiente exterior*
S 1	Speed Sensor (Combination Meter)	*Capteur de vitesse (combiné de bord)*	*Sensor de velocidad (medidor de combinación)*
S 3	Starter	*Démarreur*	*Arrancador*
S 4	Starter	*Démarreur*	*Arrancador*
V 2	VSV (A/C Idle-Up)	*VSV (de régime ralenti accéléré de A/C)*	*VSV (aumento del ralentí del A/C)*
V 7	VSV (Intake Shutter)	*VSV (volet obturateur d'admission)*	*VSV (obturador de admisión)*
W 1	Water Temp. Sender	*Jauge émettrice de température d'eau*	*Emisor de la temperatura del agua*
W 2	Water Temp. Sensor	*Capteur de température d'eau*	*Sensor de la temperatura del agua*
W 3	Winch Main Relay	*Relais principal de treuil*	*Relé principal de la grúa*
W 4	Winch Main Relay	*Relais principal de treuil*	*Relé principal de la grúa*
W 5	Winch Main Relay	*Relais principal de treuil*	*Relé principal de la grúa*
W 6	Winch Motor and Control SW	*Moteur de treuil et commutateur de commande*	*Motor de la grúa e interruptor de control*
W 7	Winch Motor and Control SW	*Moteur de treuil et commutateur de commande*	*Motor de la grúa e interruptor de control*

Position of Parts in Engine Compartment

[RHD : 3L]

English

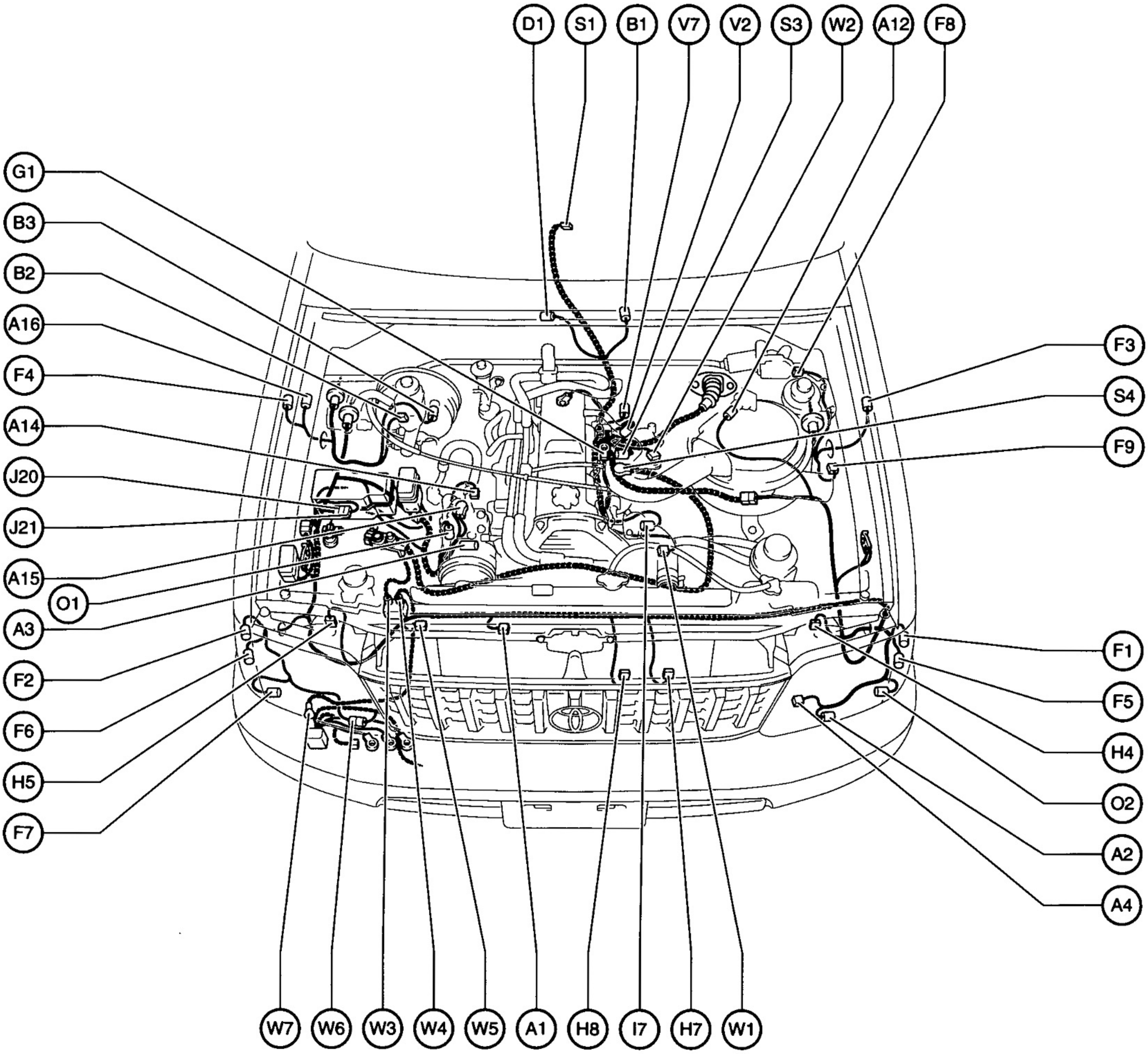

Position of Parts in Engine Compartment

Code	English	Deutsch
A 1	A/C Condenser Fan Motor	A/C-Kondensatorlüftermotor
A 2	A/C Dual Pressure SW	A/C-Doppeldruckschalter
A 3	A/C Magnetic Clutch	A/C-Magnetkupplung
A 4	A/C Triple Pressure SW (A/C Dual and Single Pressure SW)	A/C-Dreifachdruckschalter (A/C-Doppel- und Einfachdruckschalter)
A 12	Air Cleaner Warning SW	Luftfilterwarnschalter
A 14	Alternator	Generator
A 15	Alternator	Generator
A 16	Auto Antenna Motor	Antennenmotor
B 1	Back-Up Light SW	Rückfahrscheinwerferschalter
B 2	Brake Fluid Level Warning SW	Bremsflüssigkeitswarnschalter
B 3	Brake Vacuum Warning SW	Bremsunterdruckwarnschalter
D 1	Detection SW (Transfer 4WD Position) or (Center Diff. Lock)	Abtastschalter (4WD-Verteilergetriebeposition) oder (mittlere Differentialsperre)
F 1	Front Clearance Light LH	vordere Begrenzungsleuchte, links
F 2	Front Clearance Light RH	vordere Begrenzungsleuchte, rechts
F 3	Front Side Turn Signal Light LH	seitliche Blinkleuchte, links
F 4	Front Side Turn Signal Light RH	seitliche Blinkleuchte, rechts
F 5	Front Turn Signal Light LH	vordere Blinkleuchte, links
F 6	Front Turn Signal Light RH	vordere Blinkleuchte, rechts
F 7	Front Washer Motor and Headlight Cleaner Motor	Waschermotor und Scheinwerferwaschermotor
F 8	Front Wiper Motor	Windschutzscheibenwischermotor
F 9	Fuel Filter Warning SW	Kraftstoffilterwarnschalter
G 1	Glow Plug	Glühkerzen
H 4	Headlight LH	Scheinwerfer, links
H 5	Headlight RH	Scheinwerfer, rechts
H 7	Horn LH	Hupe, links
H 8	Horn RH	Hupe, rechts
I 7	Injection Pump	Einspritzpumpe
J 20	Junction Connector	Verbindungsstecker
J 21	Junction Connector	Verbindungsstecker
O 1	Oil Pressure SW	Öldruckschalter
O 2	Outer Ambient Temp. Sensor	Außentemperatursensor
S 1	Speed Sensor (Combination Meter)	Geschwindigkeitssensor (Kombiinstrument)
S 3	Starter	Anlasser
S 4	Starter	Anlasser
V 2	VSV (A/C Idle-Up)	VSV (A/C-Schnelleerlauf)
V 7	VSV (Intake Shutter)	VSV (Ansaugklappe)
W 1	Water Temp. Sender	Kühlmitteltemperaturgeber
W 2	Water Temp. Sensor	Kühlmitteltemperatursensor
W 3	Winch Main Relay	Windenhauptrelais
W 4	Winch Main Relay	Windenhauptrelais
W 5	Winch Main Relay	Windenhauptrelais
W 6	Winch Motor and Control SW	Windenmotor und Steuerschalter
W 7	Winch Motor and Control SW	Windenmotor und Steuerschalter

E ELECTRICAL WIRING ROUTING

Position of Parts in Instrument Panel

[RHD : 1]

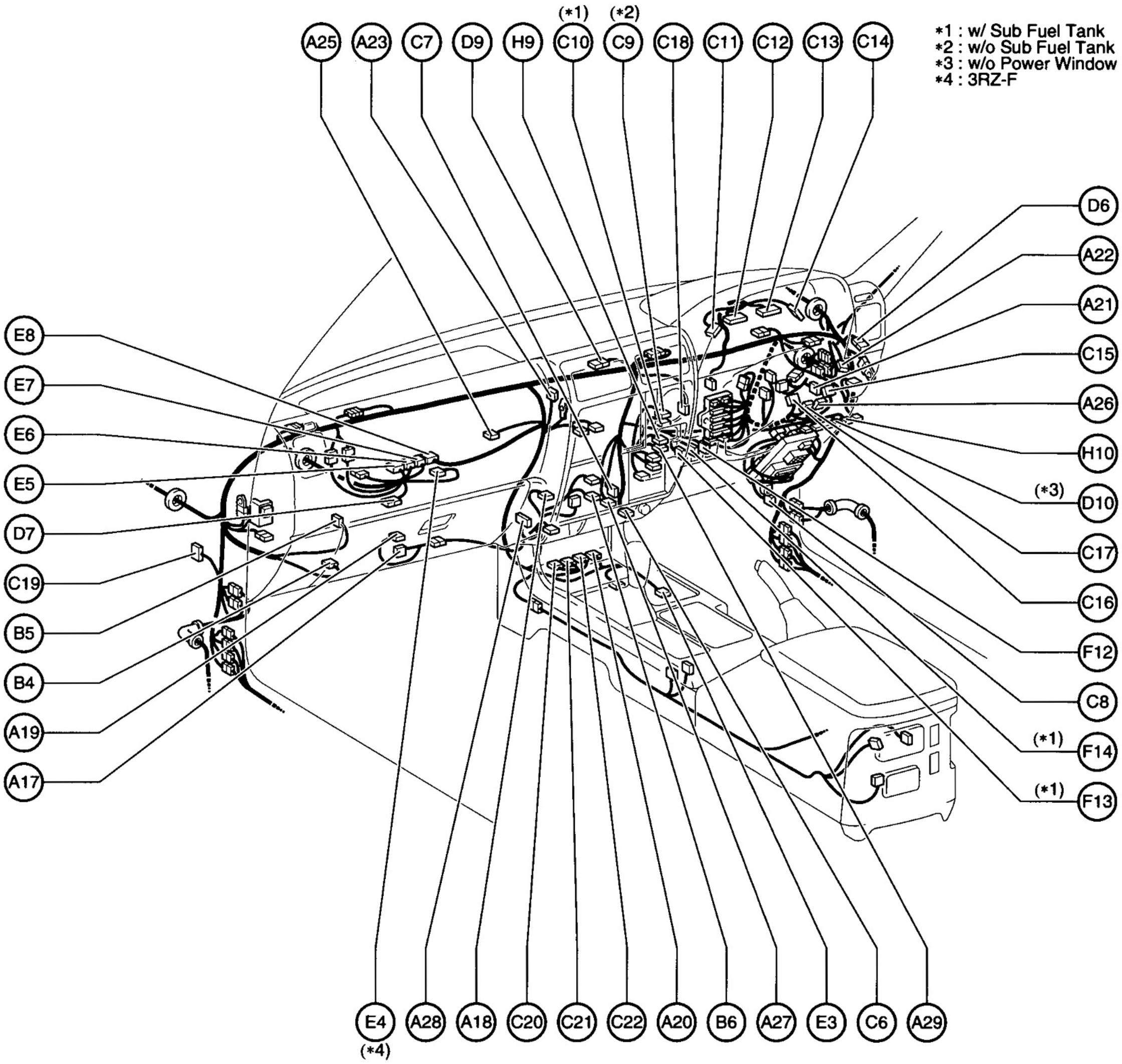

Position of Parts in Instrument Panel

Code	English	*Français*	*Español*
A 17	A/C Amplifier	*Amplificateur de A/C*	*Amplificador del A/C*
A 18	A/C SW	*Commande de A/C*	*Interruptor del A/C*
A 19	A/C Thermistor (Front)	*Thermistance de A/C (avant)*	*Termistor del A/C (frontal)*
A 20	ABS Deceleration Sensor	*Capteur de décélération ABS*	*Sensor de desaceleración del ABS*
A 21	ABS ECU	*ECU ABS*	*ECU del ABS*
A 22	ABS ECU	*ECU ABS*	*ECU del ABS*
A 23	Accessory Meter	*Compteur accessoire*	*Medidor de accesorios*
A 25	Airbag Squib (Front Passenger Airbag Assembly)	*Charge explosive de sac gonflable (ensemble de sac gonflable de passager avant)*	*Detonador del colchón de aire (conjunto del colchón de aire del pasajero delantero)*
A 26	Airbag Squib (Steering Wheel Pad)	*Charge explosive de sac gonflable (rembourrage de volant de direction)*	*Detonador del colchón de aire (almohadilla del volante de dirección)*
A 27	Ashtray Illumination	*Eclairage de cendrier*	*Iluminación del cenicero*
A 28	Auto Antenna Control Relay	*Relais de commande d'antenne électrique*	*Relé de control de la antena eléctrica*
A 29	Auto Antenna SW	*Contacteur d'antenne électrique*	*Interruptor de la antena eléctrica*
B 4	Blower Motor	*Moteur de soufflerie*	*Motor del soplador*
B 5	Blower Resistor	*Résistance de soufflerie*	*Resistor del soplador*
B 6	Blower SW	*Commande de soufflerie*	*Interruptor del soplador*
C 6	Cigarette Lighter	*Allume-cigare*	*Encendedor de cigarrillos*
C 7	Cigarette Lighter Illumination	*Eclairage d'allume-cigare*	*Iluminación del encendedor de cigarrillos*
C 8	Circuit Opening Relay	*Relais d'ouverture de circuit*	*Relé de abertura del circuito*
C 9	Clock	*Montre électrique de bord*	*Reloj*
C 10	Clock and Sub Fuel Tank Gauge	*Montre électrique de bord et jauge de niveau d'essence de réservoir auxiliaire*	*Reloj y medidor del depósito de combustible secundario*
C 11	Combination Meter	*Combiné de bord*	*Medidor de combinación*
C 12	Combination Meter	*Combiné de bord*	*Medidor de combinación*
C 13	Combination Meter	*Combiné de bord*	*Medidor de combinación*
C 14	Combination Meter	*Combiné de bord*	*Medidor de combinación*
C 15	Combination SW	*Commande combinée*	*Interruptor de combinación*
C 16	Combination SW	*Commande combinée*	*Interruptor de combinación*
C 17	Combination SW	*Commande combinée*	*Interruptor de combinación*
C 18	Cruise Control Clutch SW	*Contacteur d'accouplement de programmateur de vitesse de croisière*	*Interruptor del embrague de control de crucero*
C 19	Cruise Control ECU	*ECU de programmateur de vitesse de croisière*	*ECU de control de crucero*
C 20	Center Airbag Sensor Assembly	*Ensemble de capteur de sac gonflable central*	*Conjunto del sensor del colchón de aire central*
C 21	Center Airbag Sensor Assembly	*Ensemble de capteur de sac gonflable central*	*Conjunto del sensor del colchón de aire central*
C 22	Center Airbag Sensor Assembly	*Ensemble de capteur de sac gonflable central*	*Conjunto del sensor del colchón de aire central*
D 6	Diode (Door Courtesy)	*Diode (d'éclairage de courtoisie sur porte)*	*Diodo (cortesía de la puerta)*
D 7	Diode (Glow Plug)	*Diode (bougie de préchauffage)*	*Diodo (bujía incandescente)*
D 9	Diode (Idle-Up)	*Diode (de régime ralenti accéléré)*	*Diodo (aumento del ralentí)*
D 10	Door Lock Control SW	*Commande de condamnation de porte*	*Interruptor de control de bloqueo de la puerta*
E 3	ECT Pattern Select SW	*Sélecteur de mode de sélection de rapport de boîte ECT*	*Selector de patrón de ECT*
E 4	Emission ECU	*ECU antipollution*	*ECU de emisiones de escape*
E 5	Engine ECU (M/T) or Engine and ECT ECU (A/T)	*ECU de moteur (M/T) ou ECU de moteur et de boîte ECT (A/T)*	*ECU del motor (M/T) o ECU del motor y ECT (A/T)*
E 6	Engine ECU (M/T) or Engine and ECT ECU (A/T)	*ECU de moteur (M/T) ou ECU de moteur et de boîte ECT (A/T)*	*ECU del motor (M/T) o ECU del motor y ECT (A/T)*
E 7	Engine ECU (M/T) or Engine and ECT ECU (A/T)	*ECU de moteur (M/T) ou ECU de moteur et de boîte ECT (A/T)*	*ECU del motor (M/T) o ECU del motor y ECT (A/T)*
E 8	Engine ECU (M/T) or Engine and ECT ECU (A/T)	*ECU de moteur (M/T) ou ECU de moteur et de boîte ECT (A/T)*	*ECU del motor (M/T) o ECU del motor y ECT (A/T)*
F 12	Front Speaker (Instrument Panel)	*Haut-parleur avant (tableau de bord)*	*Altavoz frontal (tablero de instrumentos)*
F 13	Fuel Pump Select Relay or Short Connector	*Relais de sélection de pompe d'alimentation d'essence ou bloc raccord de shunt*	*Relé de selección de la bomba de combustible o conector cortocircuitador*
F 14	Fuel Tank Changeover SW	*Contacteur de changement de réservoir de carburant*	*Conmutador del depósito de combustible*
H 9	Hazard SW	*Commande de feux de détresse*	*Interruptor de peligro*
H 10	Headlight Beam Level Control SW	*Commande de réglage d'orientation de faisceau de projecteur avant*	*Interruptor de control del nivel del haz del faro*

Position of Parts in Instrument Panel

[RHD : 1]

English

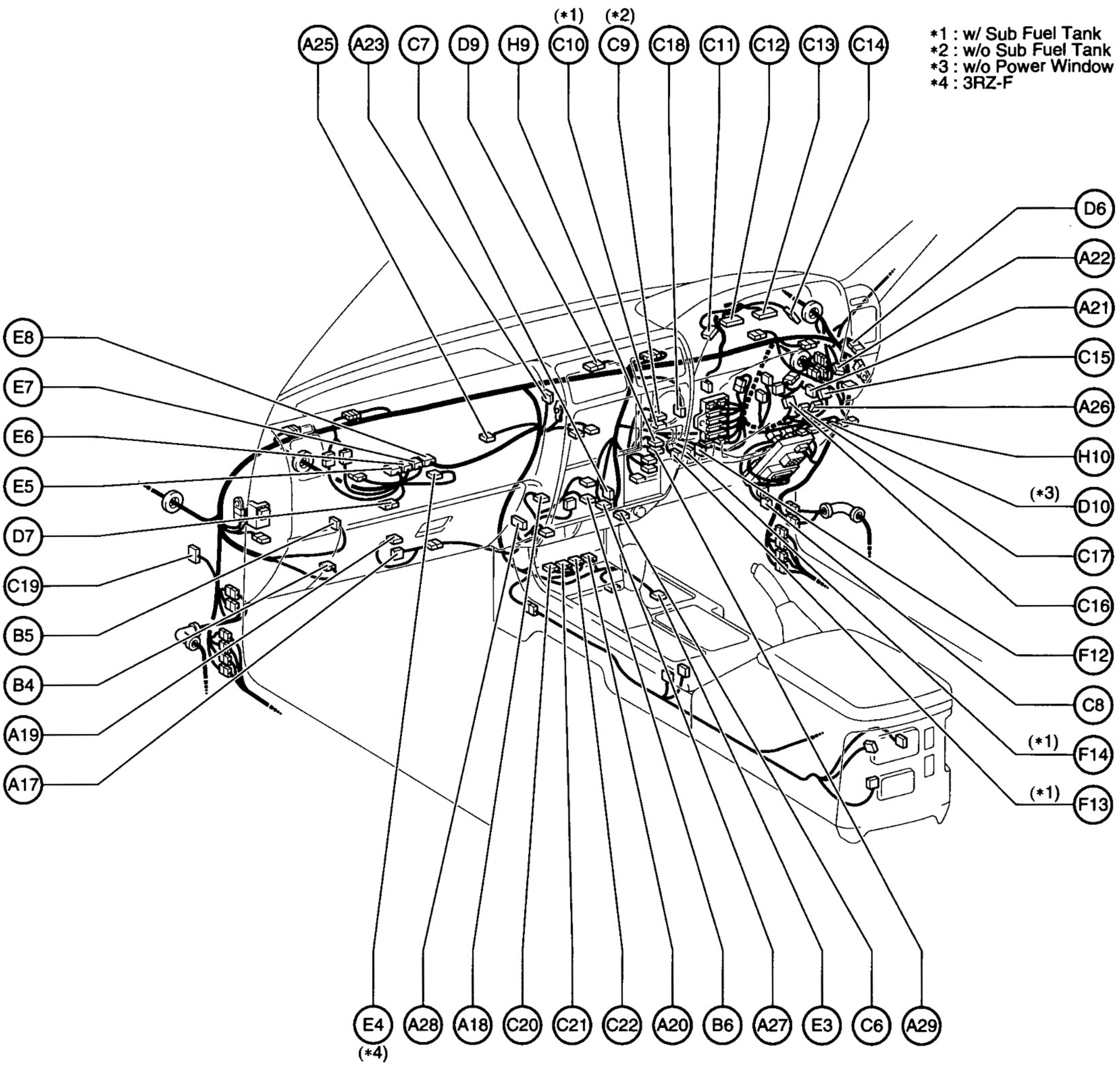

Position of Parts in Instrument Panel

Code	English	Deutsch
A 17	A/C Amplifier	A/C-Verstärker
A 18	A/C SW	A/C-Schalter
A 19	A/C Thermistor (Front)	A/C-Thermistor (vorn)
A 20	ABS Deceleration Sensor	ABS-Verzögerungssensor
A 21	ABS ECU	ABS-ECU
A 22	ABS ECU	ABS-ECU
A 23	Accessory Meter	Zubehörinstrument
A 25	Airbag Squib (Front Passenger Airbag Assembly)	Airbag-Zündladung (Beifahrerairbag)
A 26	Airbag Squib (Steering Wheel Pad)	Airbag-Zündladung (Lenkradpolster)
A 27	Ashtray Illumination	Aschenbecherbeleuchtung
A 28	Auto Antenna Control Relay	Antennensteuerrelais
A 29	Auto Antenna SW	Antennenschalter
B 4	Blower Motor	Gebläsemotor
B 5	Blower Resistor	Gebläsewiderstand
B 6	Blower SW	Gebläseschalter
C 6	Cigarette Lighter	Zigarettenanzünder
C 7	Cigarette Lighter Illumination	Zigarettenanzünderbeleuchtung
C 8	Circuit Opening Relay	Schaltkreisöffnungsrelais
C 9	Clock	Uhr
C 10	Clock and Sub Fuel Tank Gauge	Uhr und Kraftstoffstandanzeige im Kraftstoffnebentank
C 11	Combination Meter	Kombiinstrument
C 12	Combination Meter	Kombiinstrument
C 13	Combination Meter	Kombiinstrument
C 14	Combination Meter	Kombiinstrument
C 15	Combination SW	Kombischalter
C 16	Combination SW	Kombischalter
C 17	Combination SW	Kombischalter
C 18	Cruise Control Clutch SW	Geschwindigkeitskonstanthalter-Kupplungsschalter
C 19	Cruise Control ECU	Geschwindigkeitskonstanthalter-ECU
C 20	Center Airbag Sensor Assembly	mittlerer Airbagsensor
C 21	Center Airbag Sensor Assembly	mittlerer Airbagsensor
C 22	Center Airbag Sensor Assembly	mittlerer Airbagsensor
D 6	Diode (Door Courtesy)	Diode (Türleuchte)
D 7	Diode (Glow Plug)	Diode (Glühkerzen)
D 9	Diode (Idle-Up)	Diode (Schnelleerlauf)
D 10	Door Lock Control SW	Türverriegelungssteuerschalter
E 3	ECT Pattern Select SW	ECT-Schaltbetriebsartwahlschalter
E 4	Emission ECU	Abgas-ECU
E 5	Engine ECU (M/T) or Engine and ECT ECU (A/T)	Motor-ECU (M/T) oder Motor- und ECT-ECU (A/T)
E 6	Engine ECU (M/T) or Engine and ECT ECU (A/T)	Motor-ECU (M/T) oder Motor- und ECT-ECU (A/T)
E 7	Engine ECU (M/T) or Engine and ECT ECU (A/T)	Motor-ECU (M/T) oder Motor- und ECT-ECU (A/T)
E 8	Engine ECU (M/T) or Engine and ECT ECU (A/T)	Motor-ECU (M/T) oder Motor- und ECT-ECU (A/T)
F 12	Front Speaker (Instrument Panel)	Frontlautsprecher (Armaturenbrett)
F 13	Fuel Pump Select Relay or Short Connector	Kraftstoffpumpenwahlrelais oder Kurzschlußstecker
F 14	Fuel Tank Changeover SW	Kraftstofftankumschalter
H 9	Hazard SW	Warnblinkschalter
H 10	Headlight Beam Level Control SW	Leuchtweitenstellschalter

Position of Parts in Instrument Panel

[RHD : 2]

*1 : w/ Mirror Heater
*2 : w/ Dual A/C
*3 : 3L

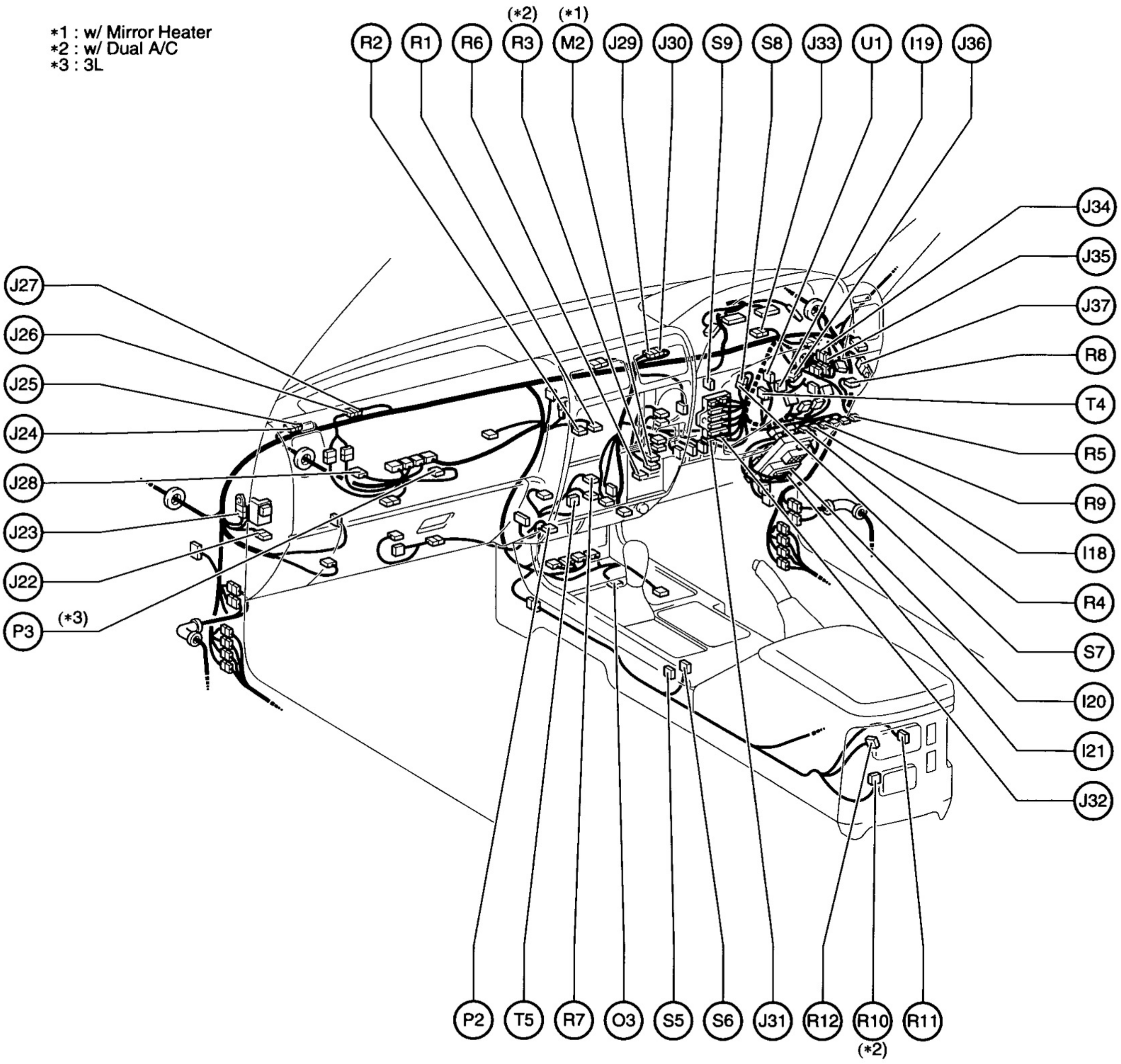

Position of Parts in Instrument Panel

Code	English	*Français*	*Español*
I 18	Idle-Up SW	*Contacteur de régime ralenti accéléré*	*Interruptor de aumento del ralentí*
I 19	Ignition SW	*Contacteur d'allumage*	*Interruptor de encendido*
I 20	Integration Relay	*Relais d'intégration*	*Relé de integración*
I 21	Integration Relay	*Relais d'intégration*	*Relé de integración*
J 22	Junction Connector	*Bloc raccord de jonction*	*Conector de enlace*
J 23	Junction Connector	*Bloc raccord de jonction*	*Conector de enlace*
J 24	Junction Connector	*Bloc raccord de jonction*	*Conector de enlace*
J 25	Junction Connector	*Bloc raccord de jonction*	*Conector de enlace*
J 26	Junction Connector	*Bloc raccord de jonction*	*Conector de enlace*
J 27	Junction Connector	*Bloc raccord de jonction*	*Conector de enlace*
J 28	Junction Connector	*Bloc raccord de jonction*	*Conector de enlace*
J 29	Junction Connector	*Bloc raccord de jonction*	*Conector de enlace*
J 30	Junction Connector	*Bloc raccord de jonction*	*Conector de enlace*
J 31	Junction Connector	*Bloc raccord de jonction*	*Conector de enlace*
J 32	Junction Connector	*Bloc raccord de jonction*	*Conector de enlace*
J 33	Junction Connector	*Bloc raccord de jonction*	*Conector de enlace*
J 34	Junction Connector	*Bloc raccord de jonction*	*Conector de enlace*
J 35	Junction Connector	*Bloc raccord de jonction*	*Conector de enlace*
J 36	Junction Connector	*Bloc raccord de jonction*	*Conector de enlace*
J 37	Junction Connector	*Bloc raccord de jonction*	*Conector de enlace*
M 2	Mirror Heater SW	*Contacteur de résistance électrique de chauffage rétroviseur*	*Interruptor del calefactor del retrovisor*
O 3	O/D Main SW and A/T Shift Lever Illumination	*Contacteur principal O/D et éclairage de levier de changement de vitesses de A/T*	*Interruptor principal de O/D e iluminación de la palanca de cambios de la A/T*
P 2	Power Outlet (Front)	*Prise d'alimentation (avant)*	*Toma de alimentación (frontal)*
P 3	Pre-Heating Timer	*Minuterie de préchauffage*	*Distribuidor de precalentamiento*
R 1	Radio and Player	*Autoradio et lecteur de cassettes*	*Radio y reproductor*
R 2	Radio and Player	*Autoradio et lecteur de cassettes*	*Radio y reproductor*
R 3	Rear A/C SW (Front)	*Commande de A/C arrière (avant)*	*Interruptor del A/C trasero (frontal)*
R 4	Rear Diff. Lock SW	*Contacteur de blocage de différentiel arrière*	*Interruptor de enclavamiento del diferencial trasero*
R 5	Rear Fog Light SW	*Commande de projecteur antibrouillard arrière*	*Interruptor de la luz antiniebla trasera*
R 6	Rear Heater SW (Front)	*Commande de chauffage arrière (avant)*	*Interruptor del calefactor trasero (frontal)*
R 7	Rear Window Defogger SW	*Commande de désembueur de glace de lunette arrière*	*Interruptor del desempañador de la ventanilla trasera*
R 8	Remote Control Mirror SW	*Commande de rétroviseur à commande électrique*	*Interruptor del espejo retrovisor de control remoto*
R 9	Rheostat	*Rhéostat*	*Reóstato*
R 10	Rear A/C Control SW	*Commande de A/C arrière*	*Interruptor de control del A/C trasero*
R 11	Rear Heater Blower SW	*Commande de soufflerie de chauffage arrière*	*Interruptor del soplador del calefactor trasero*
R 12	Rear Heater SW (Rear)	*Commande de chauffage arrière (arrière)*	*Interruptor del calefactor trasero (trasero)*
S 5	Seat Heater SW LH	*Commande de chauffage de siège gauche*	*Interruptor del calefactor del asiento izquierdo*
S 6	Seat Heater SW RH	*Commande de chauffage de siège droit*	*Interruptor del calefactor del asiento derecho*
S 7	Short Connector (SRS)	*Bloc raccord de shunt (SRS)*	*Conector cortocircuitador (SRS)*
S 8	Short Connector (SRS)	*Bloc raccord de shunt (SRS)*	*Conector cortocircuitador (SRS)*
S 9	Stop Light SW	*Contacteur de feux stop*	*Interruptor de la luz de parada*
T 4	Transponder Key Amplifier	*Amplificateur de clé de transpondeur*	*Amplificador de la llave de transmisor*
T 5	Transponder Key Computer	*Ordinateur de clé de transpondeur*	*Computadora de la llave de transmisor*
U 1	Unlock Warning SW	*Contacteur de rappel de libération*	*Interruptor de advertencia de desbloqueo*

Position of Parts in Instrument Panel

[RHD : 2]

*1 : w/ Mirror Heater
*2 : w/ Dual A/C
*3 : 3L

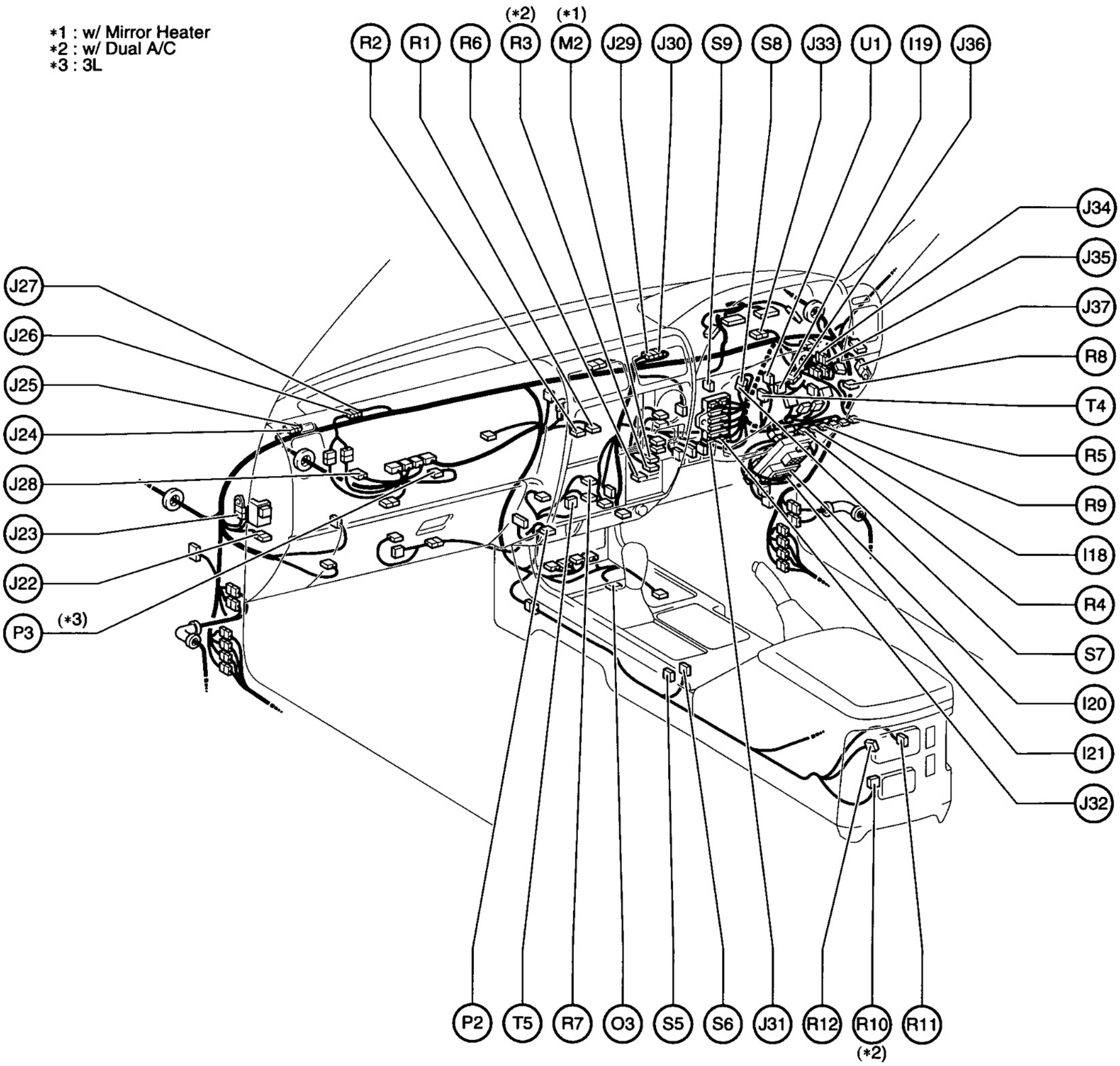

Position of Parts in Instrument Panel

Code	English	Deutsch
I 18	Idle-Up SW	Schnelleerlaufschalter
I 19	Ignition SW	Zündschalter
I 20	Integration Relay	integriertes Relais
I 21	Integration Relay	integriertes Relais
J 22	Junction Connector	Verbindungsstecker
J 23	Junction Connector	Verbindungsstecker
J 24	Junction Connector	Verbindungsstecker
J 25	Junction Connector	Verbindungsstecker
J 26	Junction Connector	Verbindungsstecker
J 27	Junction Connector	Verbindungsstecker
J 28	Junction Connector	Verbindungsstecker
J 29	Junction Connector	Verbindungsstecker
J 30	Junction Connector	Verbindungsstecker
J 31	Junction Connector	Verbindungsstecker
J 32	Junction Connector	Verbindungsstecker
J 33	Junction Connector	Verbindungsstecker
J 34	Junction Connector	Verbindungsstecker
J 35	Junction Connector	Verbindungsstecker
J 36	Junction Connector	Verbindungsstecker
J 37	Junction Connector	Verbindungsstecker
M 2	Mirror Heater SW	Außenspiegelheizungsschalter
O 3	O/D Main SW and A/T Shift Lever Illumination	O/D-Hauptschalter und A/T-Wählhebelbeleuchtung
P 2	Power Outlet (Front)	Strombuchse (vorn)
P 3	Pre-Heating Timer	Vorheiztimer
R 1	Radio and Player	Radio und Cassettenspieler
R 2	Radio and Player	Radio und Cassettenspieler
R 3	Rear A/C SW (Front)	Schalter, hintere A/C (vorn)
R 4	Rear Diff. Lock SW	Verriegelungsschalter für hinteres Differential
R 5	Rear Fog Light SW	Nebelschlußleuchtenschalter
R 6	Rear Heater SW (Front)	hinterer Heizungsschalter (vorn)
R 7	Rear Window Defogger SW	Heckscheibenheizungsschalter
R 8	Remote Control Mirror SW	Außenspiegelschalter
R 9	Rheostat	Widerstand
R 10	Rear A/C Control SW	Schalter, hintere A/C
R 11	Rear Heater Blower SW	Gebläseschalter, hintere Heizung
R 12	Rear Heater SW (Rear)	hinterer Heizungsschalter (hinten)
S 5	Seat Heater SW LH	Sitzheizungsschalter, links
S 6	Seat Heater SW RH	Sitzheizungsschalter, rechts
S 7	Short Connector (SRS)	Kurzschlußstecker (SRS)
S 8	Short Connector (SRS)	Kurzschlußstecker (SRS)
S 9	Stop Light SW	Bremsleuchtenschalter
T 4	Transponder Key Amplifier	Transpondertastenverstärker
T 5	Transponder Key Computer	Transpondertastenmikroprozessor
U 1	Unlock Warning SW	Entriegelungswarnschalter

Position of Parts in Body

[RHD : 5-Door]

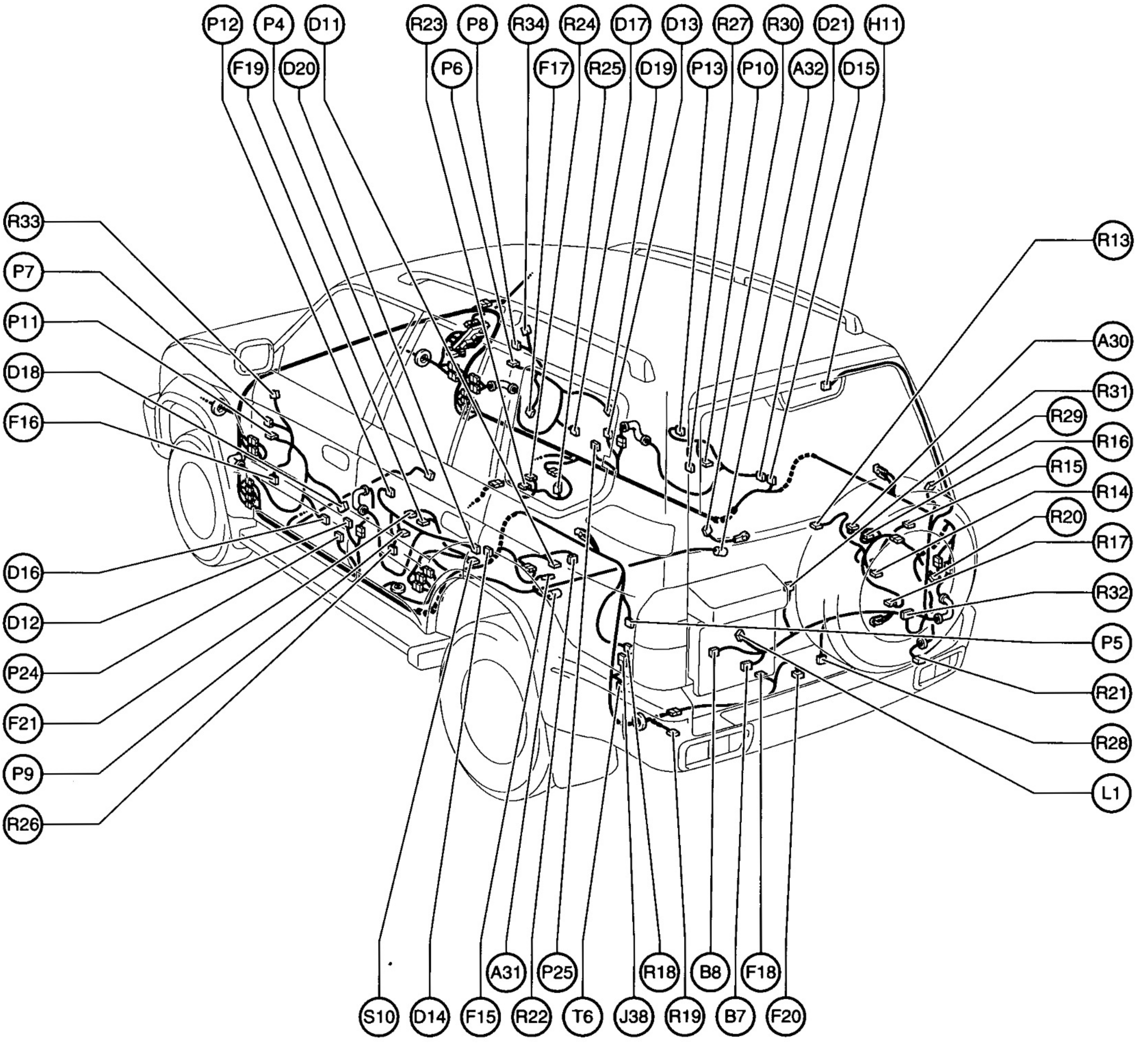

Code	English	*Français*	*Español*
A 30	A/C Thermistor (Rear)	*Thermistance de A/C (arrière)*	*Termistor del A/C (trasero)*
A 31	ABS Speed Sensor Rear LH	*Capteur de vitesse de ABS arrière gauche*	*Sensor de velocidad de ABS, trasero izquierdo*
A 32	ABS Speed Sensor Rear RH	*Capteur de vitesse de ABS arrière droit*	*Sensor de velocidad de ABS, trasero derecho*
B 7	Back Door Courtesy SW	*Contacteur d'éclairage de courtoisie de hayon*	*Interruptor de cortesía de la puerta posterior*
B 8	Back Door Lock Motor, Door Key Lock and Unlock SW and Door Unlock Detection SW	*Moteur de condamnation de hayon, contacteur de condamnation et de libération de porte et contacteur de détection de libération de porte*	*Motor de bloqueo de la puerta posterior, interruptor de bloqueo y desbloqueo de la llave de la puerta e interruptor de detección de desbloqueo de la puerta*
D 11	Detection SW (Rear Diff. Lock)	*Détecteur (blocage de différentiel arrière)*	*Interruptor de detección (bloqueo del diferencial trasero)*
D 12	Door Courtesy SW Front LH	*Contacteur d'éclairage de courtoisie sur porte avant gauche*	*Interruptor de cortesía de la puerta frontal izquierda*

Position of Parts in Body (Cont'd)

Code	English	*Français*	*Español*
D 13	Door Courtesy SW Front RH	*Contacteur d'éclairage de courtoisie sur porte avant droite*	*Interruptor de cortesía de la puerta frontal derecha*
D 14	Door Courtesy SW Rear LH	*Contacteur d'éclairage de courtoisie sur porte arrière gauche*	*Interruptor de cortesía de la puerta trasera izquierda*
D 15	Door Courtesy SW Rear RH	*Contacteur d'éclairage de courtoisie sur porte arrière droite*	*Interruptor de cortesía de la puerta trasera derecha*
D 16	Door Key Lock and Unlock SW LH	*Contacteur de condamnation et de libération de porte gauche avec la clé*	*Interruptor de bloqueo y desbloqueo de la llave de la puerta izquierda*
D 17	Door Key Lock and Unlock SW RH	*Contacteur de condamnation et de libération de porte droite avec la clé*	*Interruptor de bloqueo y desbloqueo de la llave de la puerta derecha*
D 18	Door Lock Motor and Door Unlock Detection SW Front LH	*Moteur de condamnation de porte et contacteur de détection de libération de porte avant gauche*	*Motor de bloqueo de la puerta e interruptor de detección de desbloqueo de la puerta frontal izquierda*
D 19	Door Lock Motor and Door Unlock Detection SW Front RH	*Moteur de condamnation de porte et contacteur de détection de libération de porte avant droite*	*Motor de bloqueo de la puerta e interruptor de detección de desbloqueo de la puerta frontal derecha*
D 20	Door Lock Motor and Door Unlock Detection SW Rear LH	*Moteur de condamnation de porte et contacteur de détection de libération de porte arriére gauche*	*Motor de bloqueo de la puerta e interruptor de detección de desbloqueo de la puerta trasera izquierda*
D 21	Door Lock Motor and Door Unlock Detection SW Rear RH	*Moteur de condamnation de porte et contacteur de détection de libération de porte arriére droite*	*Motor de bloqueo de la puerta e interruptor de detección de desbloqueo de la puerta trasera derecha*
F 15	4WD Control ECU	*Unité ECU de contrôle 4WD*	*ECU de control de 4WD*
F 16	Front Speaker LH	*Haut-parleur avant gauche*	*Altavoz frontal izquierdo*
F 17	Front Speaker RH	*Haut-parleur avant droit*	*Altavoz frontal derecho*
F 18	Fuel Pump	*Pompe d'alimentation*	*Bomba de combustible*
F 19	Fuel Return Solenoid Valve	*Soupape à solénoïde de retour de carburant*	*Válvula de solenoide de retorno de combustible*
F 20	Fuel Sender	*Jauge émettrice de niveau d'essence*	*Emisor de combustible*
F 21	Fuel Solenoid Valve	*Soupape à solénoïde de carburant*	*Válvula de solenoide de combustible*
H 11	High Mounted Stop Light	*Feux stop à implantation haute*	*Luz de parada de montura alta*
J 38	Junction Connector	*Bloc raccord de jonction*	*Conector de enlace*
L 1	License Plate Light	*Eclairage de plaque minéralogique*	*Luz de la matrícula*
P 4	Parking Brake SW	*Contacteur de frein de stationnement*	*Interruptor del freno de estacionamiento*
P 5	Power Outlet (Rear)	*Prise d'alimentation (arrière)*	*Toma de alimentación (trasera)*
P 6	Power Window Master SW and Door Lock Control SW	*Commande générale de lève-glace électrique et commande de condamnation de porte*	*Interruptor principal de la ventanilla automática e interruptor de control de bloqueo de la puerta*
P 7	Power Window Motor Front LH	*Moteur de lève-glace électrique avant gauche*	*Motor de la ventanilla automática frontal izquierda*
P 8	Power Window Motor Front RH	*Moteur de lève-glace électrique avant droit*	*Motor de la ventanilla automática frontal derecha*
P 9	Power Window Motor Rear LH	*Moteur de lève-glace électrique arrière gauche*	*Motor de la ventanilla automática trasera izquierda*
P 10	Power Window Motor Rear RH	*Moteur de lève-glace électrique arrière droit*	*Motor de la ventanilla automática trasera derecha*
P 11	Power Window SW (Front Passenger's Side)	*Commande de lève-glace électrique (de passager avant)*	*Interruptor de la ventanilla automática (lado del pasajero delantero)*
P 12	Power Window SW Rear LH	*Commande de lève-glace électrique arrière gauche*	*Interruptor de la ventanilla automática trasera izquierda*
P 13	Power Window SW Rear RH	*Commande de lève-glace électrique arrière droite*	*Interruptor de la ventanilla automática trasera derecha*
P 24	Pretensioner LH	*Prétendeur gauche*	*Pretensor izquierdo*
P 25	Pretensioner RH	*Prétendeur droit*	*Pretensor derecho*
R 13	Rear A/C Blower Motor	*Moteur de soufflerie de A/C arrière*	*Motor del soplador del A/C trasero*
R 14	Rear A/C Blower Resistor No.1	*Résistance de soufflerie de A/C arrière no.1*	*Resistor N.° 1 del soplador del A/C trasero*
R 15	Rear A/C Blower Resistor No.2	*Résistance de soufflerie de A/C arrière no.2*	*Resistor N.° 2 del soplador del A/C trasero*
R 16	Rear A/C Magnetic Valve	*Vanne électromagnétique de A/C arrière*	*Válvula magnética del A/C trasero*
R 17	Rear A/C Relay	*Relais de A/C arrière*	*Relé del A/C trasero*
R 18	Rear Combination Light LH	*Eclairage arrière combiné gauche*	*Luz de combinación trasera izquierda*
R 19	Rear Combination Light LH	*Eclairage arrière combiné gauche*	*Luz de combinación trasera izquierda*
R 20	Rear Combination Light RH	*Eclairage arrière combiné droit*	*Luz de combinación trasera derecha*
R 21	Rear Combination Light RH	*Eclairage arrière combiné droit*	*Luz de combinación trasera derecha*
R 22	Rear Diff. Lock Motor	*Moteur de blocage de différentiel arrière*	*Motor de bloqueo del diferencial trasero*
R 23	Rear Heater Blower Motor	*Moteur de soufflerie de chauffage arrière*	*Motor del soplador del calefactor trasero*
R 24	Rear Heater Blower Resistor	*Résistance de soufflerie de chauffage arrière*	*Resistor del soplador del calefactor trasero*
R 25	Rear Heater Relay	*Relais de chauffage arrière*	*Relé del calefactor trasero*
R 26	Rear Speaker LH	*Haut-parleur arrière gauche*	*Altavoz trasero izquierdo*
R 27	Rear Speaker RH	*Haut-parleur arrière droit*	*Altavoz trasero derecho*
R 28	Rear Washer Motor	*Moteur de lave-glace de lunette arrière*	*Motor del lavador trasero*
R 29	Rear Window Defogger	*Désembueur de glace de lunette arrière*	*Desempañador de la ventanilla trasera*
R 30	Rear Window Defogger	*Désembueur de glace de lunette arrière*	*Desempañador de la ventanilla trasera*
R 31	Rear Wiper Motor	*Moteur d'essuie-glace de lunette arrière*	*Motor del limpiador trasero*
R 32	Rear Wiper Relay	*Relais d'essuie-glace de lunette arrière*	*Relé del limpiador trasero*
R 33	Remote Control Mirror LH	*Rétroviseur à commande électrique gauche*	*Espejo retrovisor de control remoto izquierdo*
R 34	Remote Control Mirror RH	*Rétroviseur à commande électrique droit*	*Espejo retrovisor de control remoto derecho*
S 10	Sub Fuel Sender and Fuel Pump	*Jauge émettrice d'alimentation auxiliaire et pompe d'alimentation*	*Emisor de combustible secundario y bomba de combustible*
T 6	Trailer Socket	*Prise de remorque*	*Receptáculo para remolque*

Position of Parts in Body

[RHD : 5-Door]

English

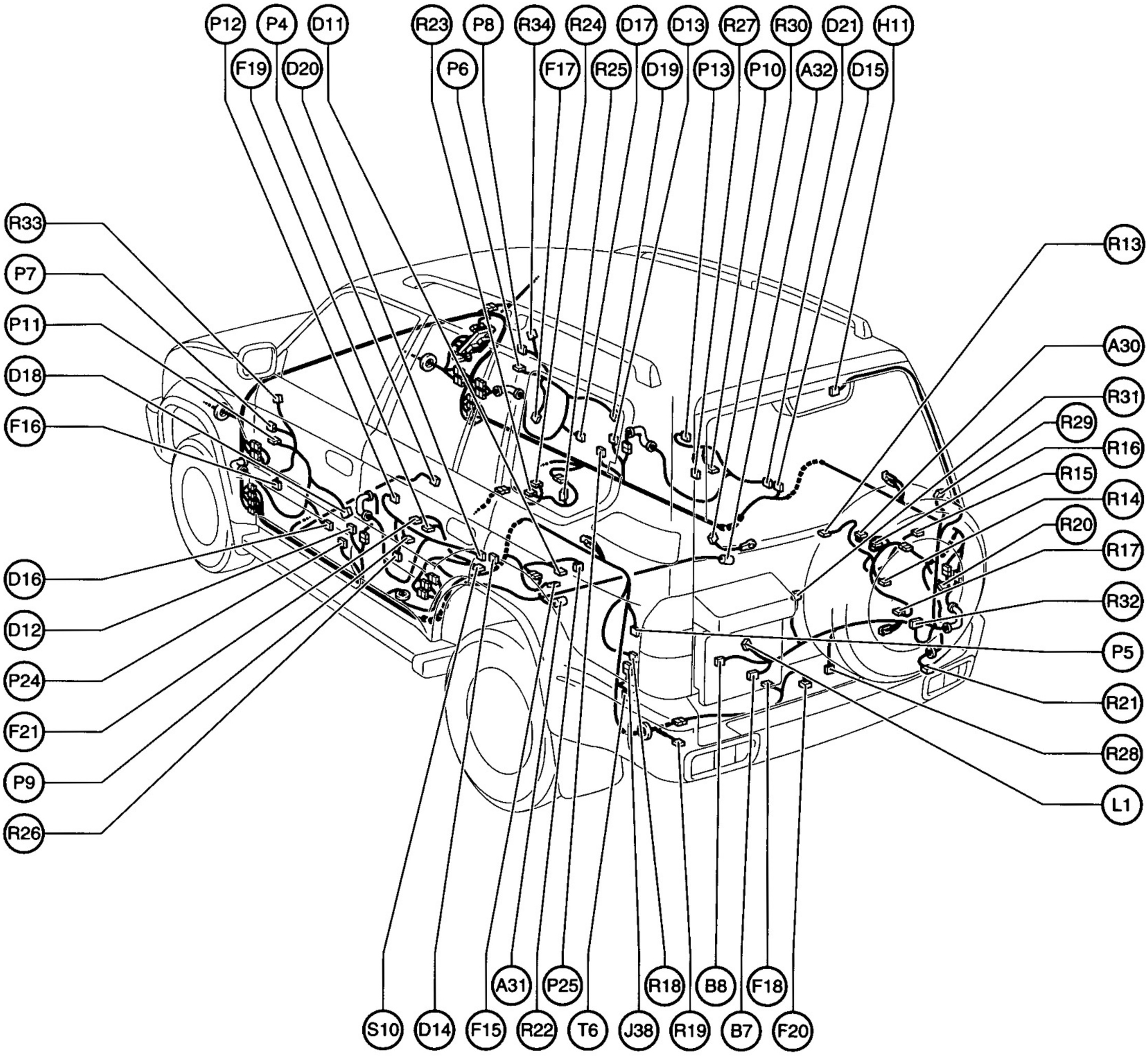

Position of Parts in Body

Code	English	Deutsch
A 30	A/C Thermistor (Rear)	A/C-Thermistor (hinten)
A 31	ABS Speed Sensor Rear LH	ABS-Raddrehzahlsensor, hinten, links
A 32	ABS Speed Sensor Rear RH	ABS-Raddrehzahlsensor, hinten, rechts
B 7	Back Door Courtesy SW	Heckklappenleuchtenschalter
B 8	Back Door Lock Motor, Door Key Lock and Unlock SW and Door Unlock Detection SW	Heckklappenverriegelungsmotor, Türschlüsselverriegelungsschalter und Türentriegelungsschalter
D 11	Detection SW (Rear Diff. Lock)	Abtastschalter (hintere Differentialsperre)
D 12	Door Courtesy SW Front LH	Türleuchtenschalter, vorne, links
D 13	Door Courtesy SW Front RH	Türleuchtenschalter, vorne, rechts
D 14	Door Courtesy SW Rear LH	Türleuchtenschalter, hinten, links
D 15	Door Courtesy SW Rear RH	Türleuchtenschalter, hinten, rechts
D 16	Door Key Lock and Unlock SW LH	Türschloßverriegelungsschalter, links
D 17	Door Key Lock and Unlock SW RH	Türschloßverriegelungsschalter, rechts
D 18	Door Lock Motor and Door Unlock Detection SW Front LH	Türverriegelungsmotor und Türentriegelungsschalter, vorne, links
D 19	Door Lock Motor and Door Unlock Detection SW Front RH	Türverriegelungsmotor und Türentriegelungsschalter, vorne, rechts
D 20	Door Lock Motor and Door Unlock Detection SW Rear LH	Türverriegelungsmotor und Türentriegelungsschalter, hinten, links
D 21	Door Lock Motor and Door Unlock Detection SW Rear RH	Türverriegelungsmotor und Türentriegelungsschalter, hinten, rechts
F 15	4WD Control ECU	4WD-Steuer-ECU
F 16	Front Speaker LH	Frontlautsprecher, links
F 17	Front Speaker RH	Frontlautsprecher, rechts
F 18	Fuel Pump	Kraftstoffpumpe
F 19	Fuel Return Solenoid Valve	Kraftstoffrücklaufmagnetventil
F 20	Fuel Sender	Kraftstoffstandgeber
F 21	Fuel Solenoid Valve	Kraftstoffmagnetventil
H 11	High Mounted Stop Light	Zusatzbremsleuchte
J 38	Junction Connector	Verbindungsstecker
L 1	License Plate Light	Kennzeichenleuchte
P 4	Parking Brake SW	Handbremsschalter
P 5	Power Outlet (Rear)	Strombuchse (hinten)
P 6	Power Window Master SW and Door Lock Control SW	Fensterheberhaupt- und Türverriegelungssteuerschalter
P 7	Power Window Motor Front LH	Fensterhebermotor, vorne, links
P 8	Power Window Motor Front RH	Fensterhebermotor, vorne, rechts
P 9	Power Window Motor Rear LH	Fensterhebermotor, hinten, links
P 10	Power Window Motor Rear RH	Fensterhebermotor, hinten, rechts
P 11	Power Window SW (Front Passenger's Side)	Fensterheberschalter (Beifahrerseite)
P 12	Power Window SW Rear LH	Fensterheberschalter, hinten, links
P 13	Power Window SW Rear RH	Fensterheberschalter, hinten, rechts
P 24	Pretensioner LH	Straffer, links
P 25	Pretensioner RH	Straffer, rechts
R 13	Rear A/C Blower Motor	Gebläsemotor, hintere A/C
R 14	Rear A/C Blower Resistor No.1	Gebläsewiderstand Nr.1, hintere A/C
R 15	Rear A/C Blower Resistor No.2	Gebläsewiderstand Nr.2, hintere A/C
R 16	Rear A/C Magnetic Valve	Magnetventil, hintere A/C
R 17	Rear A/C Relay	Relais, hintere A/C
R 18	Rear Combination Light LH	hintere Kombileuchte, links
R 19	Rear Combination Light LH	hintere Kombileuchte, links
R 20	Rear Combination Light RH	hintere Kombileuchte, rechts
R 21	Rear Combination Light RH	hintere Kombileuchte, rechts
R 22	Rear Diff. Lock Motor	Verriegelungsmotor für hinteres Differential
R 23	Rear Heater Blower Motor	Gebläsemotor, hintere Heizung
R 24	Rear Heater Blower Resistor	Gebläsewiderstand, hintere Heizung
R 25	Rear Heater Relay	hinteres Heizungsrelais
R 26	Rear Speaker LH	Hecklautsprecher, links
R 27	Rear Speaker RH	Hecklautsprecher, rechts
R 28	Rear Washer Motor	Heckscheibenwaschermotor
R 29	Rear Window Defogger	Heckscheibenheizung
R 30	Rear Window Defogger	Heckscheibenheizung
R 31	Rear Wiper Motor	Heckscheibenwischermotor
R 32	Rear Wiper Relay	Heckscheibenwischerrelais
R 33	Remote Control Mirror LH	elektrisch einstellbarer Außenspiegel, links
R 34	Remote Control Mirror RH	elektrisch einstellbarer Außenspiegel, rechts
S 10	Sub Fuel Sender and Fuel Pump	Nebenkraftstoffstandgeber und Kraftstoffpumpe
T 6	Trailer Socket	Anhängerstecker

Position of Parts in Body

[RHD : 3-Door]

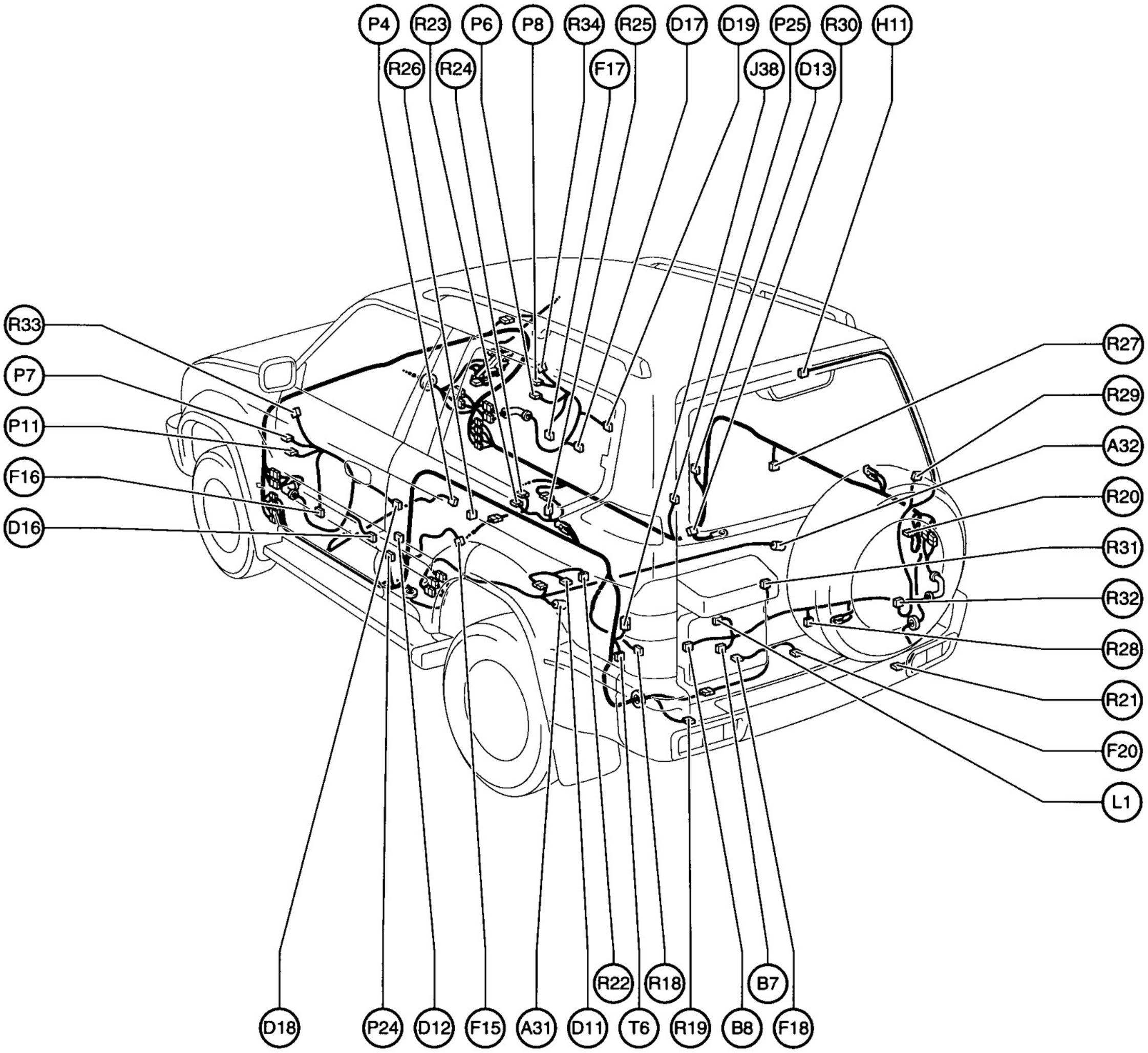

Position of Parts in Body

Code	English	*Français*	*Español*
A 31	ABS Speed Sensor Rear LH	*Capteur de vitesse de ABS arrière gauche*	*Sensor de velocidad de ABS, trasero izquierdo*
A 32	ABS Speed Sensor Rear RH	*Capteur de vitesse de ABS arrière droit*	*Sensor de velocidad de ABS, trasero derecho*
B 7	Back Door Courtesy SW	*Contacteur d'éclairage de courtoisie de hayon*	*Interruptor de cortesía de la puerta posterior*
B 8	Back Door Lock Motor, Door Key Lock and Unlock SW and Door Unlock Detection SW	*Moteur de condamnation de hayon, contacteur de condamnation et de libération de porte et contacteur de détection de libération de porte*	*Motor de bloqueo de la puerta posterior, interruptor de bloqueo y desbloqueo de la llave de la puerta e interruptor de detección de desbloqueo de la puerta*
D 11	Detection SW (Rear Diff. Lock)	*Détecteur (blocage de différentiel arrière)*	*Interruptor de detección (bloqueo del diferencial trasero)*
D 12	Door Courtesy SW Front LH	*Contacteur d'éclairage de courtoisie sur porte avant gauche*	*Interruptor de cortesía de la puerta frontal izquierda*
D 13	Door Courtesy SW Front RH	*Contacteur d'éclairage de courtoisie sur porte avant droite*	*Interruptor de cortesía de la puerta frontal derecha*
D 16	Door Key Lock and Unlock SW LH	*Contacteur de condamnation et de libération de porte gauche avec la clé*	*Interruptor de bloqueo y desbloqueo de la llave de la puerta izquierda*
D 17	Door Key Lock and Unlock SW RH	*Contacteur de condamnation et de libération de porte droite avec la clé*	*Interruptor de bloqueo y desbloqueo de la llave de la puerta derecha*
D 18	Door Lock Motor and Door Unlock Detection SW Front LH	*Moteur de condamnation de porte et contacteur de détection de libération de porte avant gauche*	*Motor de bloqueo de la puerta e interruptor de detección de desbloqueo de la puerta frontal izquierda*
D 19	Door Lock Motor and Door Unlock Detection SW Front RH	*Moteur de condamnation de porte et contacteur de détection de libération de porte avant droite*	*Motor de bloqueo de la puerta e interruptor de detección de desbloqueo de la puerta frontal derecha*
F 15	4WD Control ECU	*Unité ECU de contrôle 4WD*	*ECU de control de 4WD*
F 16	Front Speaker LH	*Haut-parleur avant gauche*	*Altavoz frontal izquierdo*
F 17	Front Speaker RH	*Haut-parleur avant droit*	*Altavoz frontal derecho*
F 18	Fuel Pump	*Pompe d'alimentation*	*Bomba de combustible*
F 20	Fuel Sender	*Jauge émettrice de niveau d'essence*	*Emisor de combustible*
H 11	High Mounted Stop Light	*Feux stop à implantation haute*	*Luz de parada de montura alta*
J 38	Junction Connector	*Bloc raccord de jonction*	*Conector de enlace*
L 1	License Plate Light	*Eclairage de plaque minéralogique*	*Luz de la matrícula*
P 4	Parking Brake SW	*Contacteur de frein de stationnement*	*Interruptor del freno de estacionamiento*
P 6	Power Window Master SW and Door Lock Control SW	*Commande générale de lève-glace électrique et commande de condamnation de porte*	*Interruptor principal de la ventanilla automática e interruptor de control de bloqueo de la puerta*
P 7	Power Window Motor Front LH	*Moteur de lève-glace électrique avant gauche*	*Motor de la ventanilla automática frontal izquierda*
P 8	Power Window Motor Front RH	*Moteur de lève-glace électrique avant droit*	*Motor de la ventanilla automática frontal derecha*
P 11	Power Window SW (Front Passenger's Side)	*Commande de lève-glace électrique (de passager avant)*	*Interruptor de la ventanilla automática (lado del pasajero delantero)*
P 24	Pretensioner LH	*Prétendeur gauche*	*Pretensor izquierdo*
P 25	Pretensioner RH	*Prétendeur droit*	*Pretensor derecho*
R 18	Rear Combination Light LH	*Eclairage arrière combiné gauche*	*Luz de combinación trasera izquierda*
R 19	Rear Combination Light LH	*Eclairage arrière combiné gauche*	*Luz de combinación trasera izquierda*
R 20	Rear Combination Light RH	*Eclairage arrière combiné droit*	*Luz de combinación trasera derecha*
R 21	Rear Combination Light RH	*Eclairage arrière combiné droit*	*Luz de combinación trasera derecha*
R 22	Rear Diff. Lock Motor	*Moteur de blocage de différentiel arrière*	*Motor de bloqueo del diferencial trasero*
R 23	Rear Heater Blower Motor	*Moteur de soufflerie de chauffage arrière*	*Motor del soplador del calefactor trasero*
R 24	Rear Heater Blower Resistor	*Résistance de soufflerie de chauffage arrière*	*Resistor del soplador del calefactor trasero*
R 25	Rear Heater Relay	*Relais de chauffage arrière*	*Relé del calefactor trasero*
R 26	Rear Speaker LH	*Haut-parleur arrière gauche*	*Altavoz trasero izquierdo*
R 27	Rear Speaker RH	*Haut-parleur arrière droit*	*Altavoz trasero derecho*
R 28	Rear Washer Motor	*Moteur de lave-glace de lunette arrière*	*Motor del lavador trasero*
R 29	Rear Window Defogger	*Désembueur de glace de lunette arrière*	*Desempañador de la ventanilla trasera*
R 30	Rear Window Defogger	*Désembueur de glace de lunette arrière*	*Desempañador de la ventanilla trasera*
R 31	Rear Wiper Motor	*Moteur d'essuie-glace de lunette arrière*	*Motor del limpiador trasero*
R 32	Rear Wiper Relay	*Relais d'essuie-glace de lunette arrière*	*Relé del limpiador trasero*
R 33	Remote Control Mirror LH	*Rétroviseur à commande électrique gauche*	*Espejo retrovisor de control remoto izquierdo*
R 34	Remote Control Mirror RH	*Rétroviseur à commande électrique droit*	*Espejo retrovisor de control remoto derecho*
T 6	Trailer Socket	*Prise de remorque*	*Receptáculo para remolque*

Position of Parts in Body

[RHD : 3-Door]

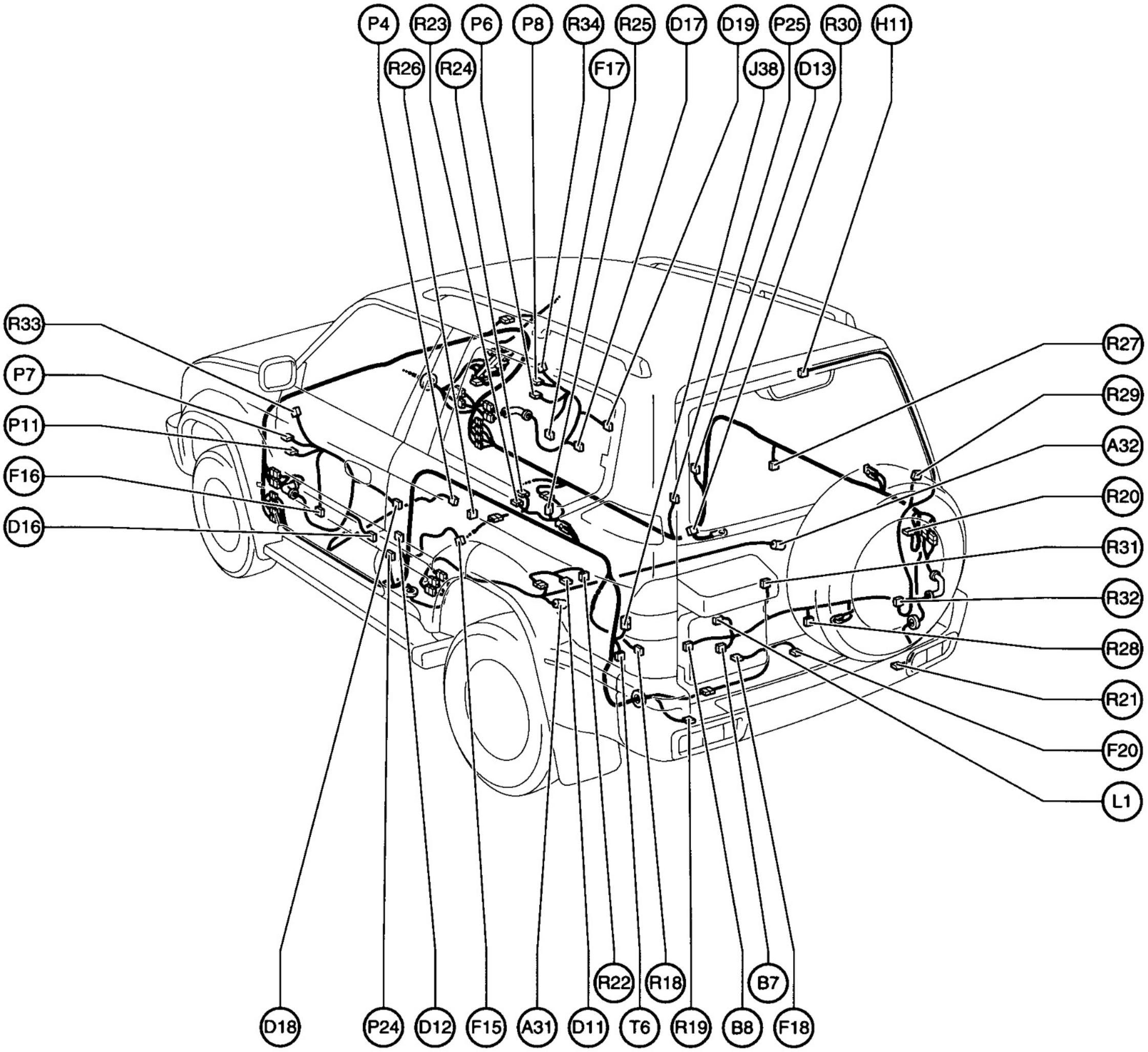

Position of Parts in Body

Code	English	Deutsch
A 31	ABS Speed Sensor Rear LH	ABS-Raddrehzahlsensor, hinten, links
A 32	ABS Speed Sensor Rear RH	ABS-Raddrehzahlsensor, hinten, rechts
B 7	Back Door Courtesy SW	Heckklappenleuchtenschalter
B 8	Back Door Lock Motor, Door Key Lock and Unlock SW and Door Unlock Detection SW	Heckklappenverriegelungsmotor, Türschlüsselverriegelungsschalter und Türentriegelungsschalter
D 11	Detection SW (Rear Diff. Lock)	Abtastschalter (hintere Differentialsperre)
D 12	Door Courtesy SW Front LH	Türleuchtenschalter, vorne, links
D 13	Door Courtesy SW Front RH	Türleuchtenschalter, vorne, rechts
D 16	Door Key Lock and Unlock SW LH	Türschloßverriegelungsschalter, links
D 17	Door Key Lock and Unlock SW RH	Türschloßverriegelungsschalter, rechts
D 18	Door Lock Motor and Door Unlock Detection SW Front LH	Türverriegelungsmotor und Türentriegelungsschalter, vorne, links
D 19	Door Lock Motor and Door Unlock Detection SW Front RH	Türverriegelungsmotor und Türentriegelungsschalter, vorne, rechts
F 15	4WD Control ECU	4WD-Steuer-ECU
F 16	Front Speaker LH	Frontlautsprecher, links
F 17	Front Speaker RH	Frontlautsprecher, rechts
F 18	Fuel Pump	Kraftstoffpumpe
F 20	Fuel Sender	Kraftstoffstandgeber
H 11	High Mounted Stop Light	Zusatzbremsleuchte
J 38	Junction Connector	Verbindungsstecker
L 1	License Plate Light	Kennzeichenleuchte
P 4	Parking Brake SW	Handbremsschalter
P 6	Power Window Master SW and Door Lock Control SW	Fensterheberhaupt- und Türverriegelungssteuerschalter
P 7	Power Window Motor Front LH	Fensterhebermotor, vorne, links
P 8	Power Window Motor Front RH	Fensterhebermotor, vorne, rechts
P 11	Power Window SW (Front Passenger's Side)	Fensterheberschalter (Beifahrerseite)
P 24	Pretensioner LH	Straffer, links
P 25	Pretensioner RH	Straffer, rechts
R 18	Rear Combination Light LH	hintere Kombileuchte, links
R 19	Rear Combination Light LH	hintere Kombileuchte, links
R 20	Rear Combination Light RH	hintere Kombileuchte, rechts
R 21	Rear Combination Light RH	hintere Kombileuchte, rechts
R 22	Rear Diff. Lock Motor	Verriegelungsmotor für hinteres Differential
R 23	Rear Heater Blower Motor	Gebläsemotor, hintere Heizung
R 24	Rear Heater Blower Resistor	Gebläsewiderstand, hintere Heizung
R 25	Rear Heater Relay	hinteres Heizungsrelais
R 26	Rear Speaker LH	Hecklautsprecher, links
R 27	Rear Speaker RH	Hecklautsprecher, rechts
R 28	Rear Washer Motor	Heckscheibenwaschermotor
R 29	Rear Window Defogger	Heckscheibenheizung
R 30	Rear Window Defogger	Heckscheibenheizung
R 31	Rear Wiper Motor	Heckscheibenwischermotor
R 32	Rear Wiper Relay	Heckscheibenwischerrelais
R 33	Remote Control Mirror LH	elektrisch einstellbarer Außenspiegel, links
R 34	Remote Control Mirror RH	elektrisch einstellbarer Außenspiegel, rechts
T 6	Trailer Socket	Anhängerstecker

Position of Parts in Roof

[RHD]
(w/ Moon Roof)

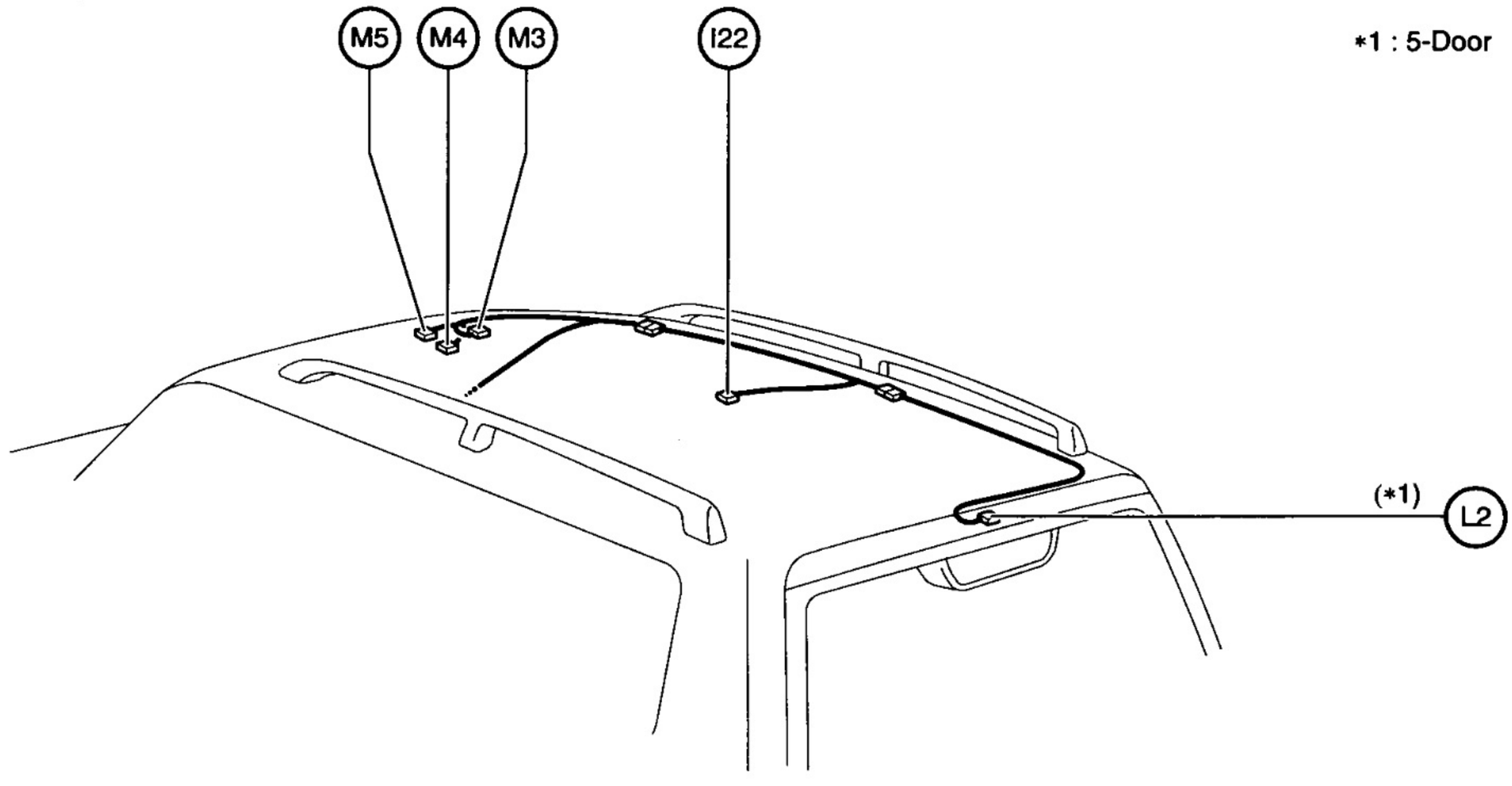

*1 : 5-Door

(w/o Moon Roof)

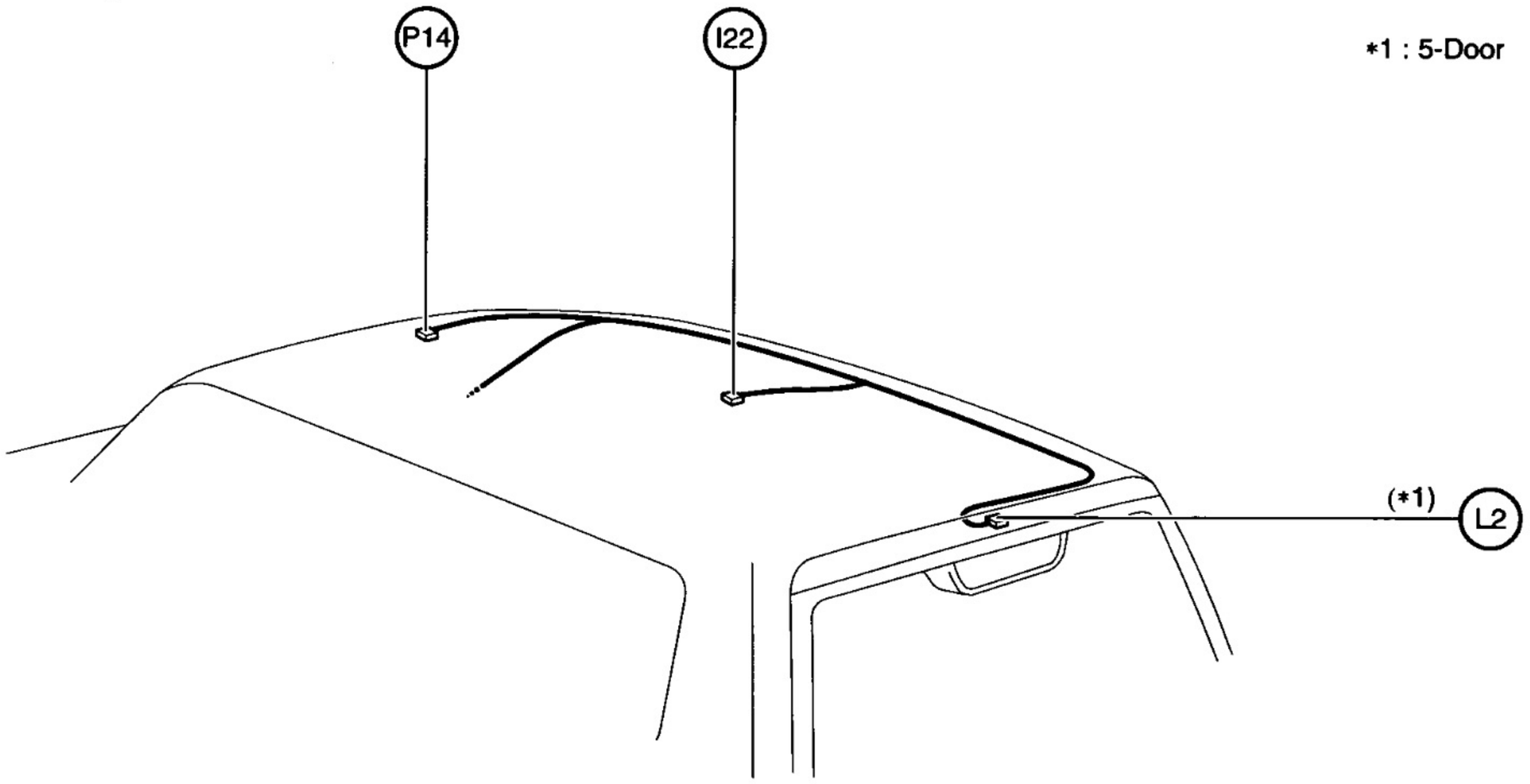

*1 : 5-Door

Position of Parts in Roof

Code	English	*Français*	*Español*
I 22	Interior Light	*Plafonnier*	*Luz interior*
L 2	Luggage Compartment Light	*Eclairage de compartiment à bagages*	*Luz del portaequipajes*
M 3	Moon Roof Control Relay	*Relais de commande de toit ouvrant*	*Relé de control del techo lunar*
M 4	Moon Roof Control SW and Personal Light	*Commande de toit ouvrant et projecteur individuel*	*Interruptor de control del techo lunar y luz personal*
M 5	Moon Roof Motor and Limit SW	*Moteur de toit ouvrant transparent et interrupteur de fin de course*	*Interruptor de motor y limitador del techo lunar*
P 14	Personal Light	*Projecteur individuel*	*Luz personal*

Position of Parts in Roof

[RHD]
(w/ Moon Roof)

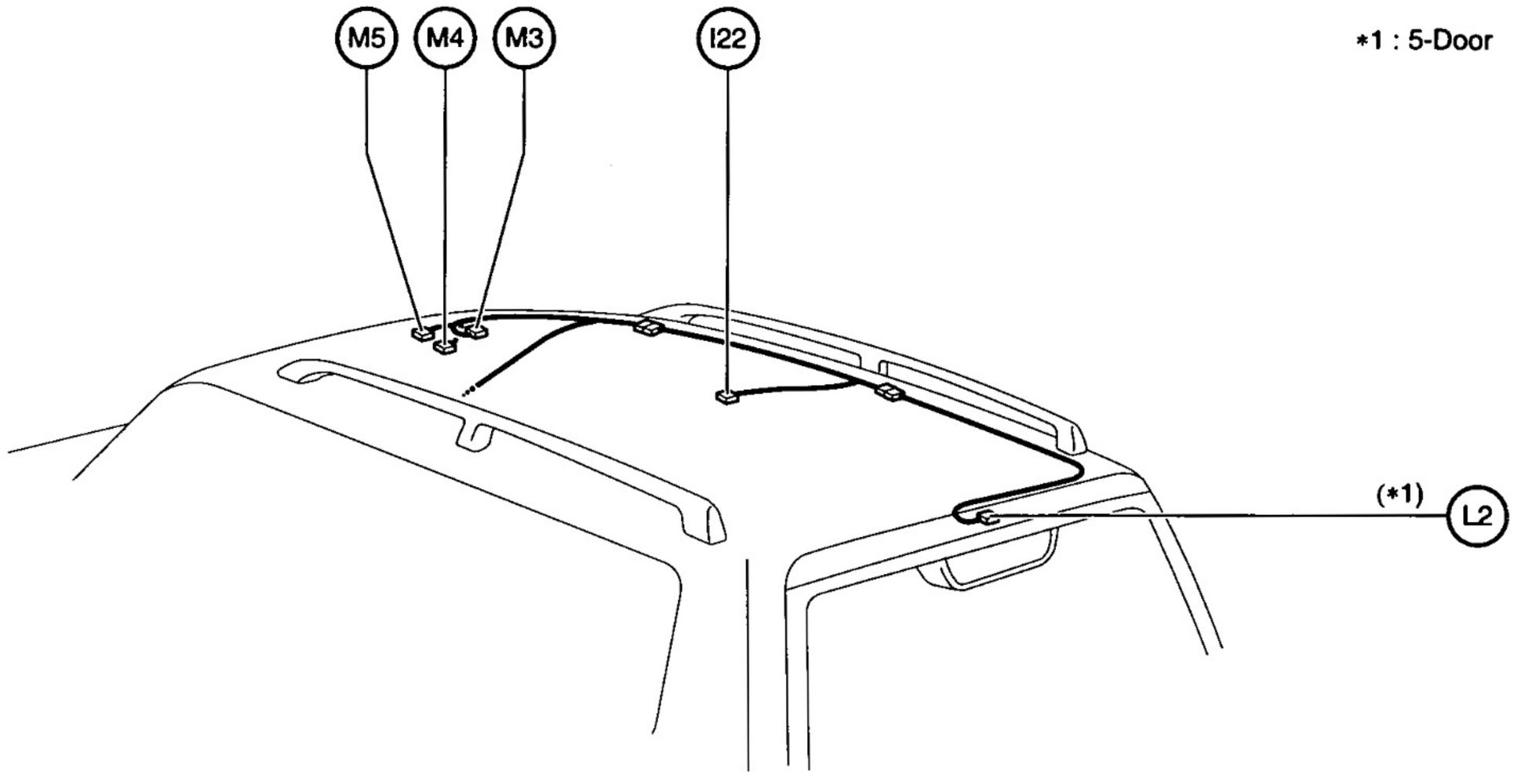

(w/o Moon Roof)

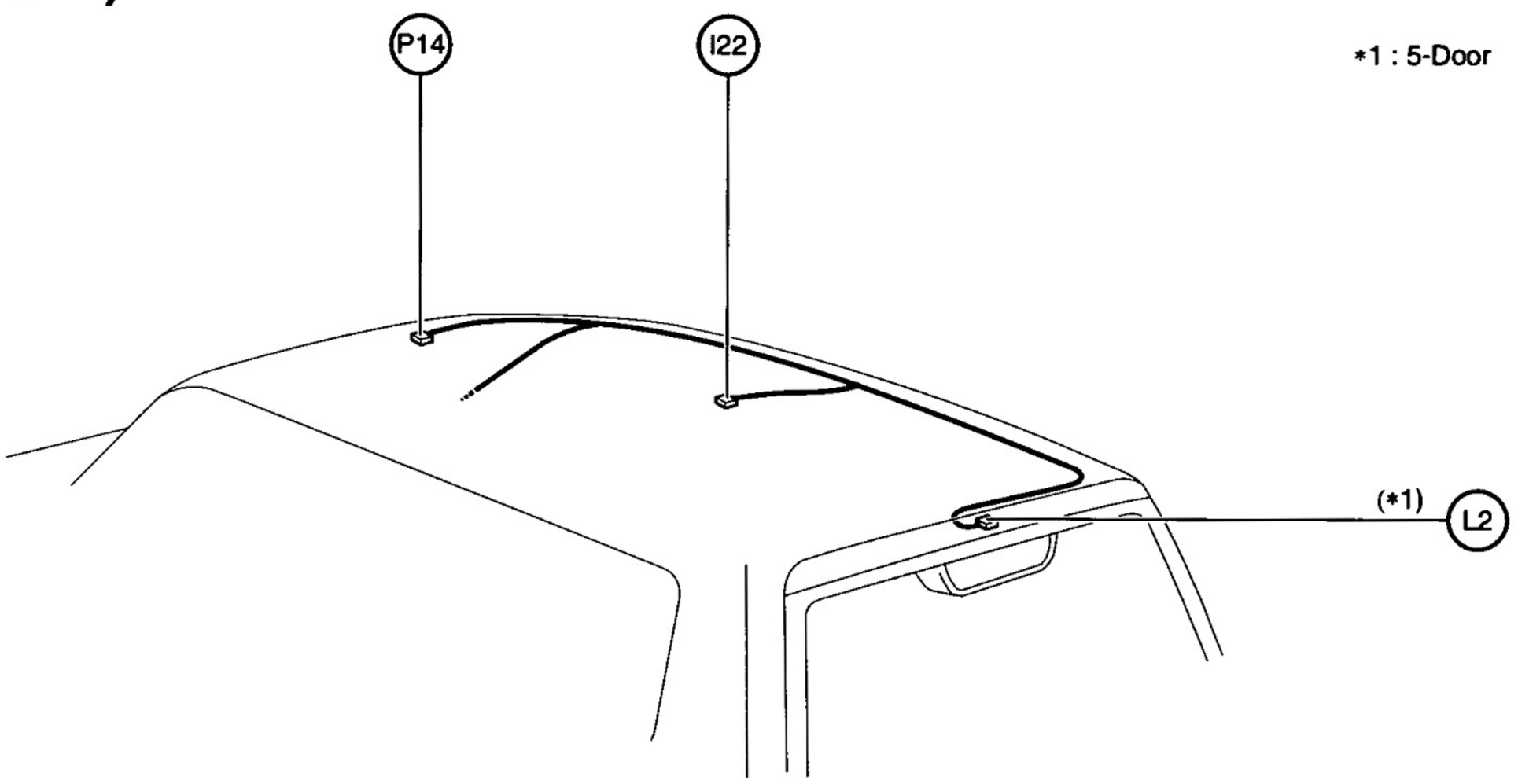

Position of Parts in Roof

Code	English	Deutsch
I 22	Interior Light	Innenleuchte
L 2	Luggage Compartment Light	Gepäckraumleuchte
M 3	Moon Roof Control Relay	Monddachrelais
M 4	Moon Roof Control SW and Personal Light	Monddachschalter und Leseleuchte
M 5	Moon Roof Motor and Limit SW	Monddachmotor und Endschalter
P 14	Personal Light	Leseleuchte

Position of Parts in Seat

[RHD]

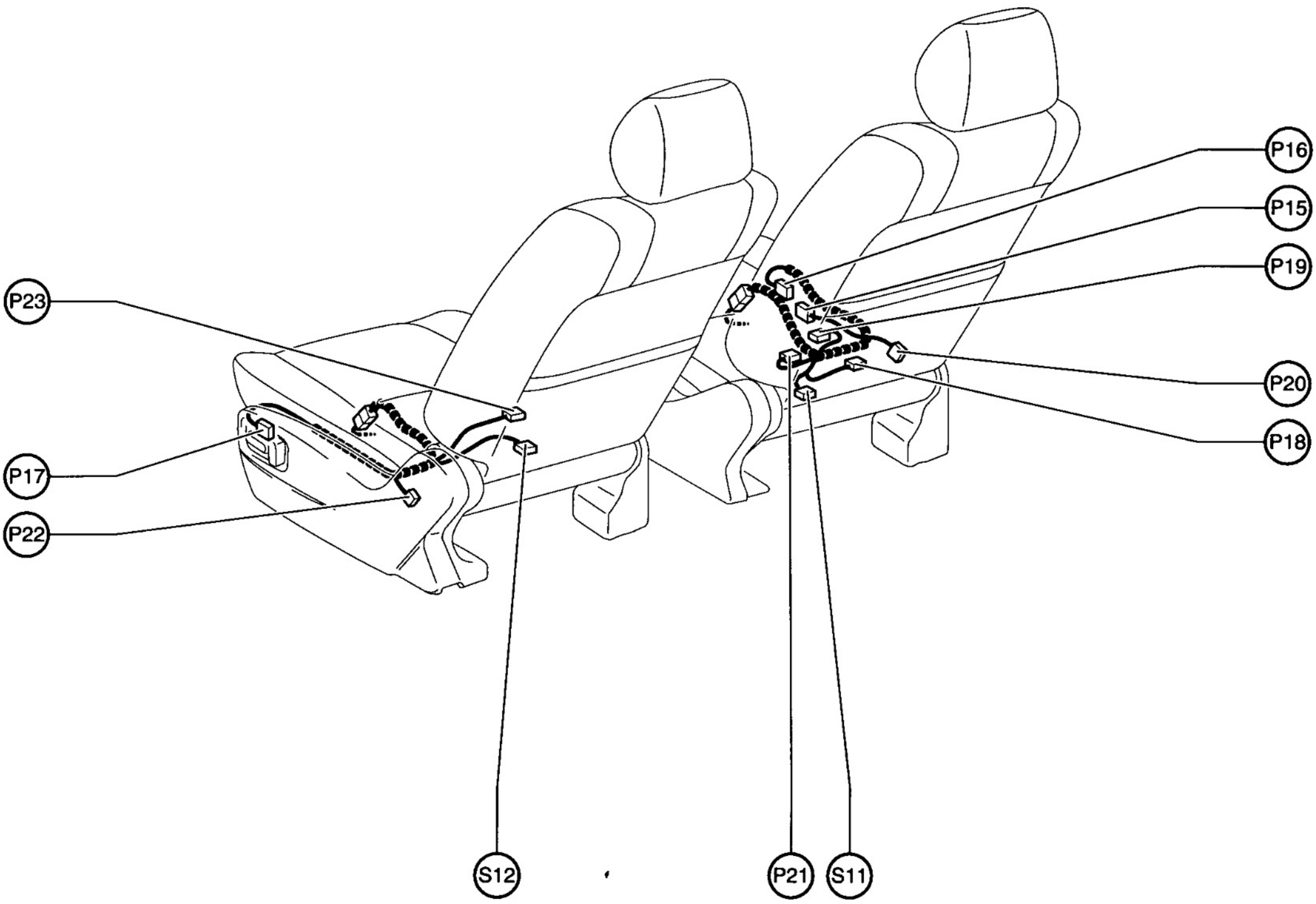

Position of Parts in Seat

Code	English	*Français*	*Español*
P 15	Power Seat Control SW (Driver's Seat Lumbar Support)	*Commande de siège à commande électrique (support lombaire de siège de conducteur)*	*Interruptor de control del asiento eléctrico (control del soporte lumbar del asiento del conductor)*
P 16	Power Seat Control SW (Driver's Seat)	*Commande de siège à commande électrique (siège de conducteur)*	*Interruptor de control del asiento eléctrico (asiento del conductor)*
P 17	Power Seat Control SW (Front Passenger's Seat)	*Commande de siège à commande électrique (siège de passager avant)*	*Interruptor de control del asiento eléctrico (asiento del pasajero delantero)*
P 18	Power Seat Motor (Driver's Seat Lumbar Support)	*Moteur de siège à commande électrique (support lombaire de siège de conducteur)*	*Motor del asiento eléctrico (soporte lumbar del asiento del conductor)*
P 19	Power Seat Motor (Driver's Seat Rear Vertical Control)	*Moteur de siège à commande électrique (commande de réglage vertical arrière de siège de conducteur)*	*Motor del asiento eléctrico (control vertical trasero del asiento del conductor)*
P 20	Power Seat Motor (Driver's Seat Reclining Control)	*Moteur de siège à commande électrique (commande de réglage d'inclinaison de siège de conducteur)*	*Motor del asiento eléctrico (control de reclinación del asiento del conductor)*
P 21	Power Seat Motor (Driver's Seat Slide Control)	*Moteur de siège à commande électrique (commande de translation de siège de conducteur)*	*Motor del asiento eléctrico (control deslizante del asiento del conductor)*
P 22	Power Seat Motor (Front Passenger's Seat Reclining Control)	*Moteur de siège à commande électrique (commande de réglage d'inclinaison de siège de passager avant)*	*Motor del asiento eléctrico (control de reclinación del asiento del pasajero delantero)*
P 23	Power Seat Motor (Front Passenger's Seat Slide Control)	*Moteur de siège à commande électrique (commande de translation de siège de passager avant)*	*Motor del asiento eléctrico (control deslizante del asiento del pasajero delantero)*
S 11	Seat Heater (Driver's Side)	*Chauffage de siège (côté conducteur)*	*Calefactor del asiento (lado del conductor)*
S 12	Seat Heater (Front Passenger's Side)	*Chauffage de siège (côté passager avant)*	*Calefactor del asiento (lado del pasajero delantero)*

Position of Parts in Seat

[RHD]

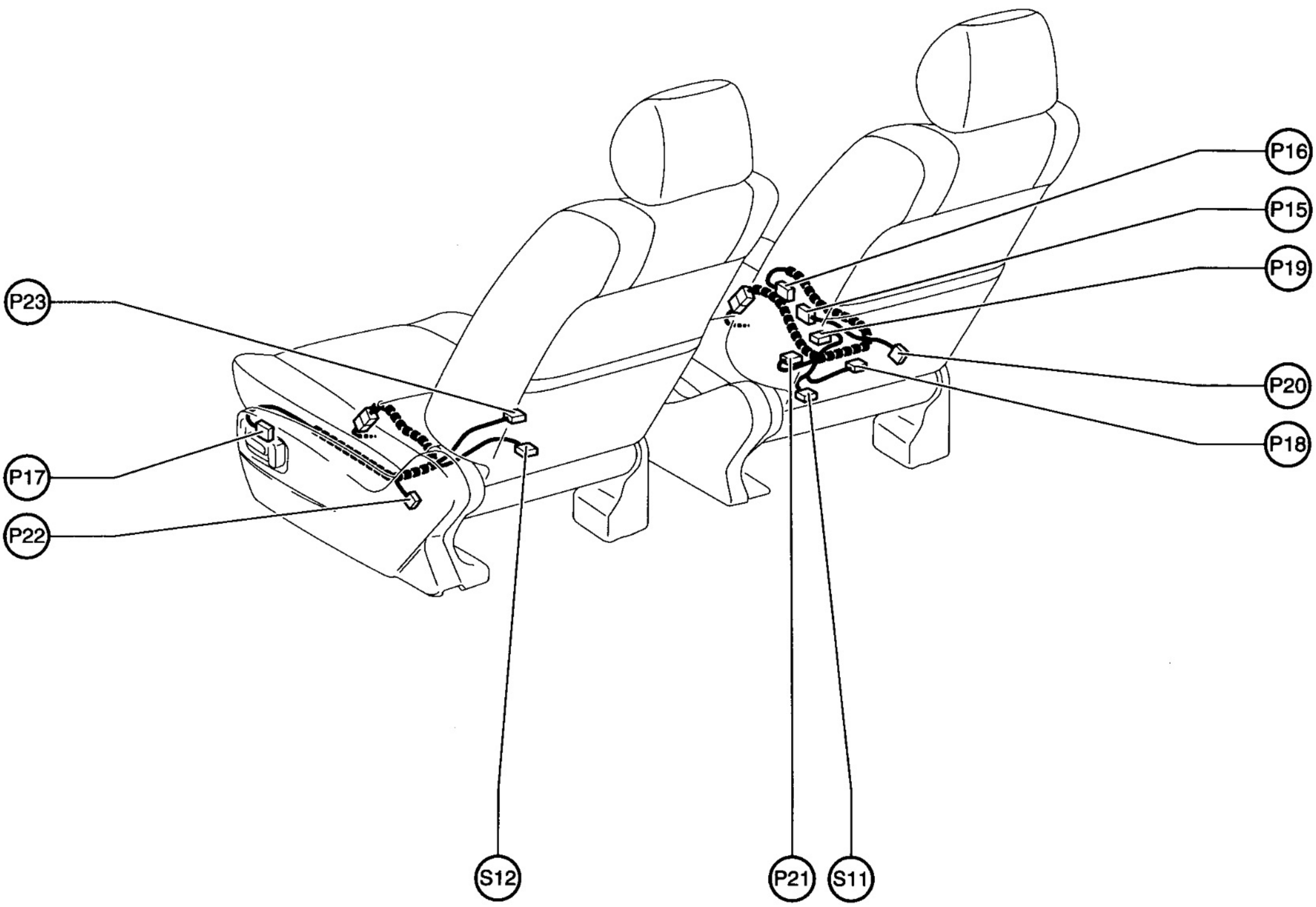

Position of Parts in Seat

Code	English	Deutsch
P 15	Power Seat Control SW (Driver's Seat Lumbar Support)	Sitzeinstellschalter (Kreuzstütze, Fahrersitz)
P 16	Power Seat Control SW (Driver's Seat)	Sitzeinstellschalter (Fahrersitz)
P 17	Power Seat Control SW (Front Passenger's Seat)	Sitzeinstellschalter (Beifahrersitz)
P 18	Power Seat Motor (Driver's Seat Lumbar Support)	Sitzstellmotor (Kreuzstütze, Fahrersitz)
P 19	Power Seat Motor (Driver's Seat Rear Vertical Control)	Sitzstellmotor (Höheneinstellung, hinten, Fahrersitz)
P 20	Power Seat Motor (Driver's Seat Reclining Control)	Sitzstellmotor (Sitzlehneneinstellung, Fahrersitz)
P 21	Power Seat Motor (Driver's Seat Slide Control)	Sitzstellmotor (Längsverstellung, Fahrersitz)
P 22	Power Seat Motor (Front Passenger's Seat Reclining Control)	Sitzstellmotor (Sitzlehneneinstellung, Beifahrersitz)
P 23	Power Seat Motor (Front Passenger's Seat Slide Control)	Sitzstellmotor (Längsverstellung, Beifahrersitz)
S 11	Seat Heater (Driver's Side)	Sitzheizung (Fahrerseite)
S 12	Seat Heater (Front Passenger's Side)	Sitzheizung (Beifahrerseite)

E ELECTRICAL WIRING ROUTING

▭ : Location of Connector Joining Wire Harness and Wire Harness
▽ : Location of Ground Points

[LHD : 5VZ-FE]

English

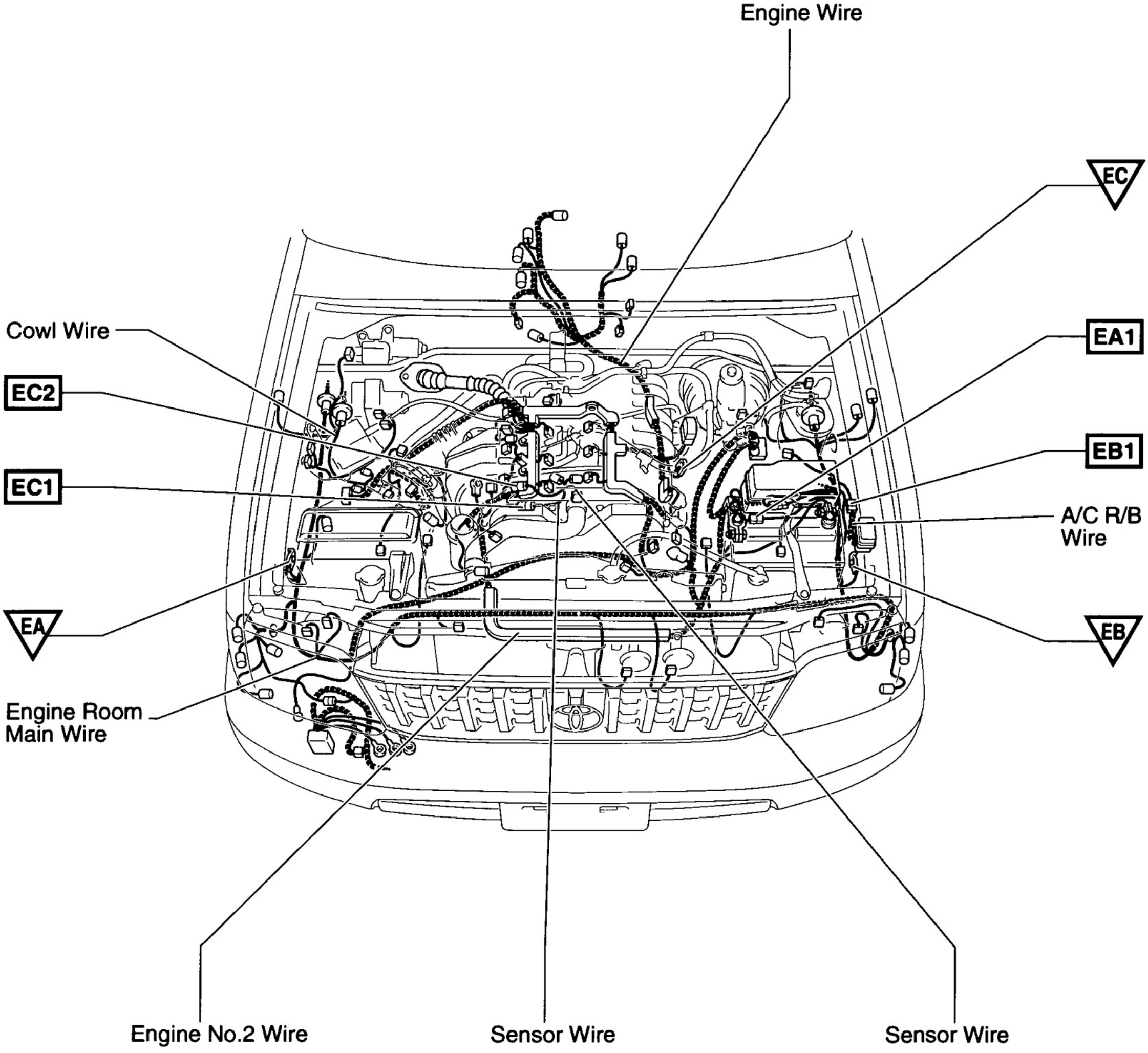

Connector Joining Wire Harness and Wire Harness

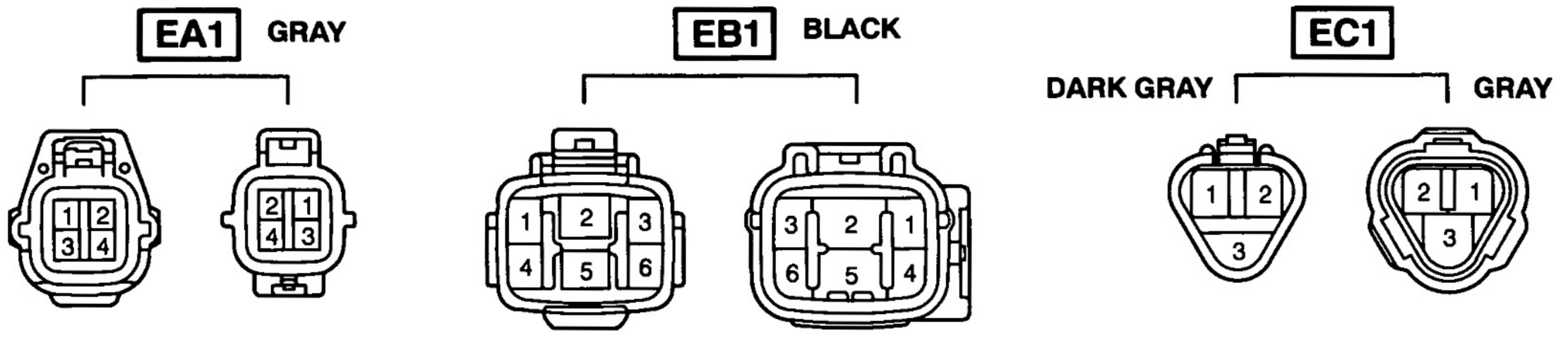

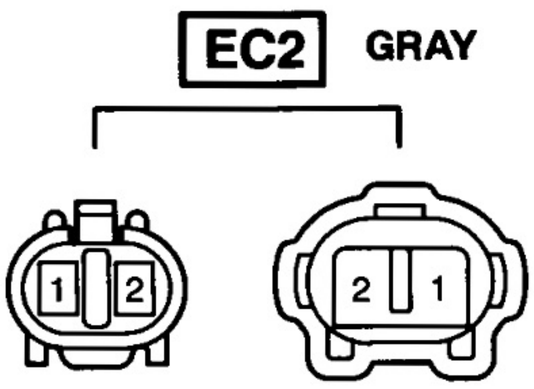

Code	Joining Wire Harness and Wire Harness (Connector Location)
EA1	Engine No.2 Wire and Engine Room Maim Wire (Near the Engine Room R/B)
EB1	Engine Room Main Wire and A/C R/B Wire (Near the Engine Room R/B)
EC1	Sensor Wire and Engine Wire (Front Side of Cylinder Head Cover Right)
EC2	Engine Wire and Sensor Wire (Front Side of Cylinder Head Cover Right)

E ELECTRICAL WIRING ROUTING

▭ : Location of Connector Joining Wire Harness and Wire Harness
▽ : Location of Ground Points

[LHD : 3RZ-FE]

English

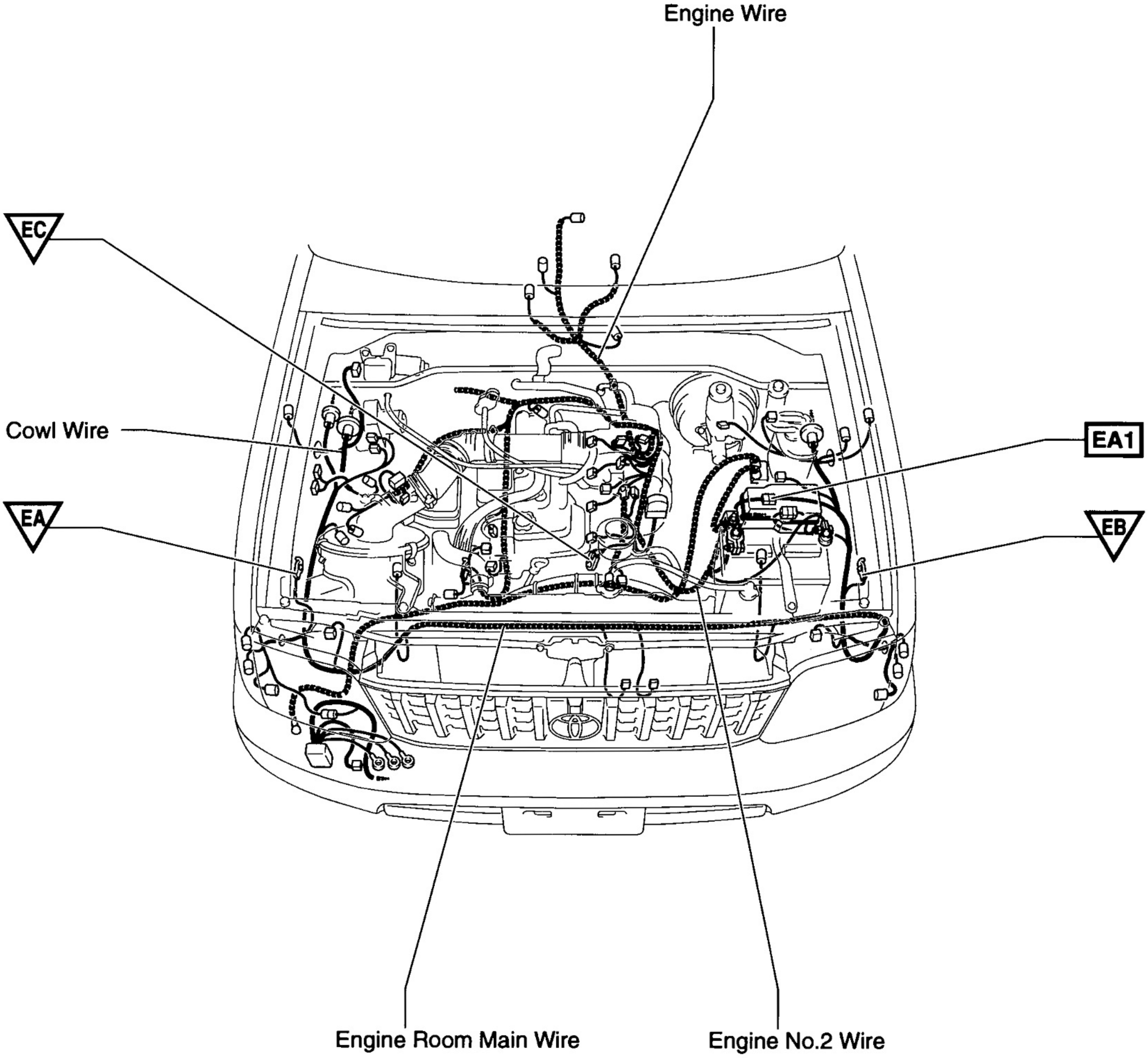

Connector Joining Wire Harness and Wire Harness

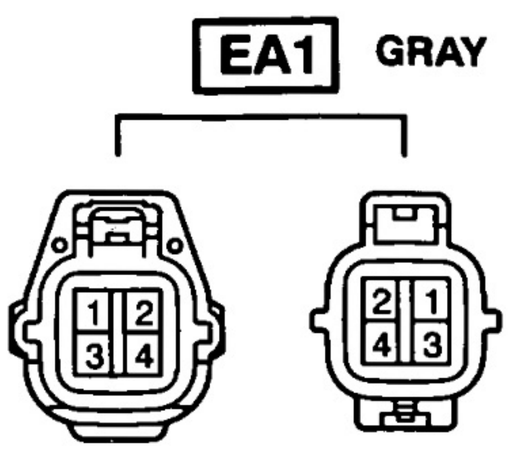

Code	Joining Wire Harness and Wire Harness (Connector Location)
EA1	Engine No.2 Wire and Engine Room Main Wire (Near the Engine Room R/B)

E ELECTRICAL WIRING ROUTING

▭ : Location of Connector Joining Wire Harness and Wire Harness
▽ : Location of Ground Points

[LHD : 3RZ-F]

English

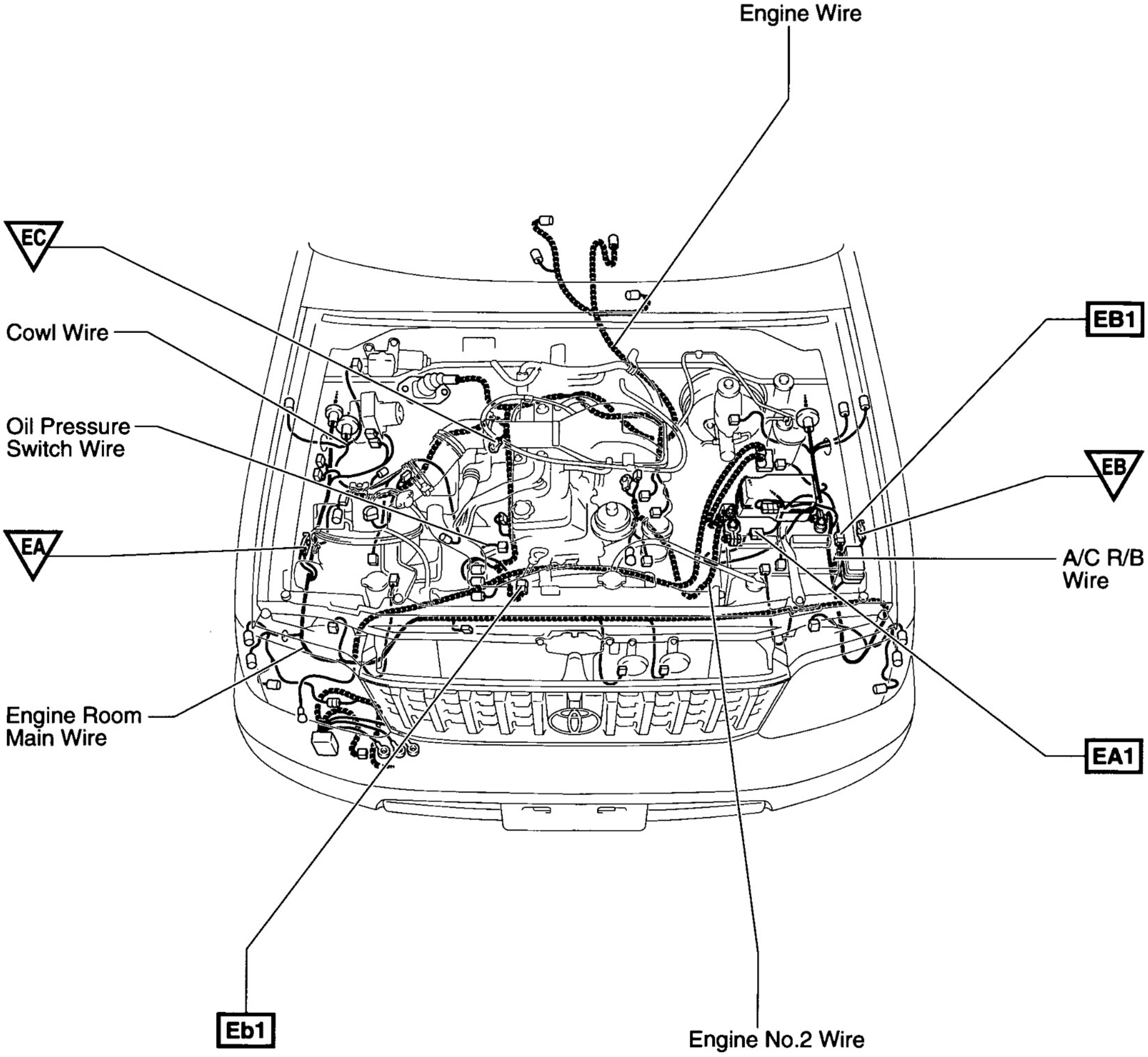

Connector Joining Wire Harness and Wire Harness

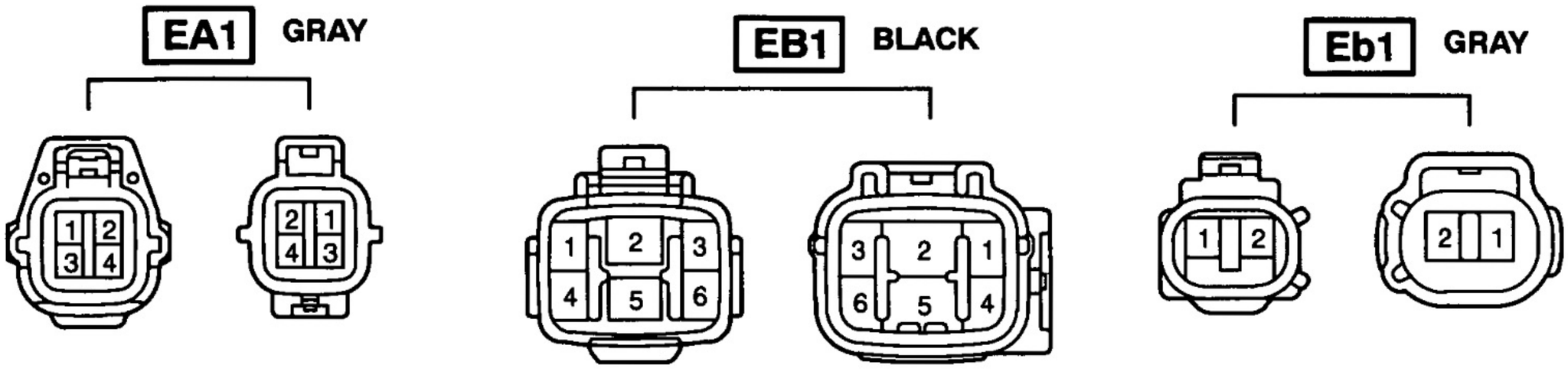

Code	Joining Wire Harness and Wire Harness (Connector Location)
EA1	Engine No.2 Wire and Engine Room Main Wire (Near the Engine Room R/B)
EB1	Engine Room Main Wire and A/C R/B Wire (Near the Engine Room R/B)
Eb1	Engine Wire and Oil Pressure Switch Wire (Front Side of Engine Block)

E ELECTRICAL WIRING ROUTING

▭ : Location of Connector Joining Wire Harness and Wire Harness
▽ : Location of Ground Points

[LHD : 1KZ-TE]

English

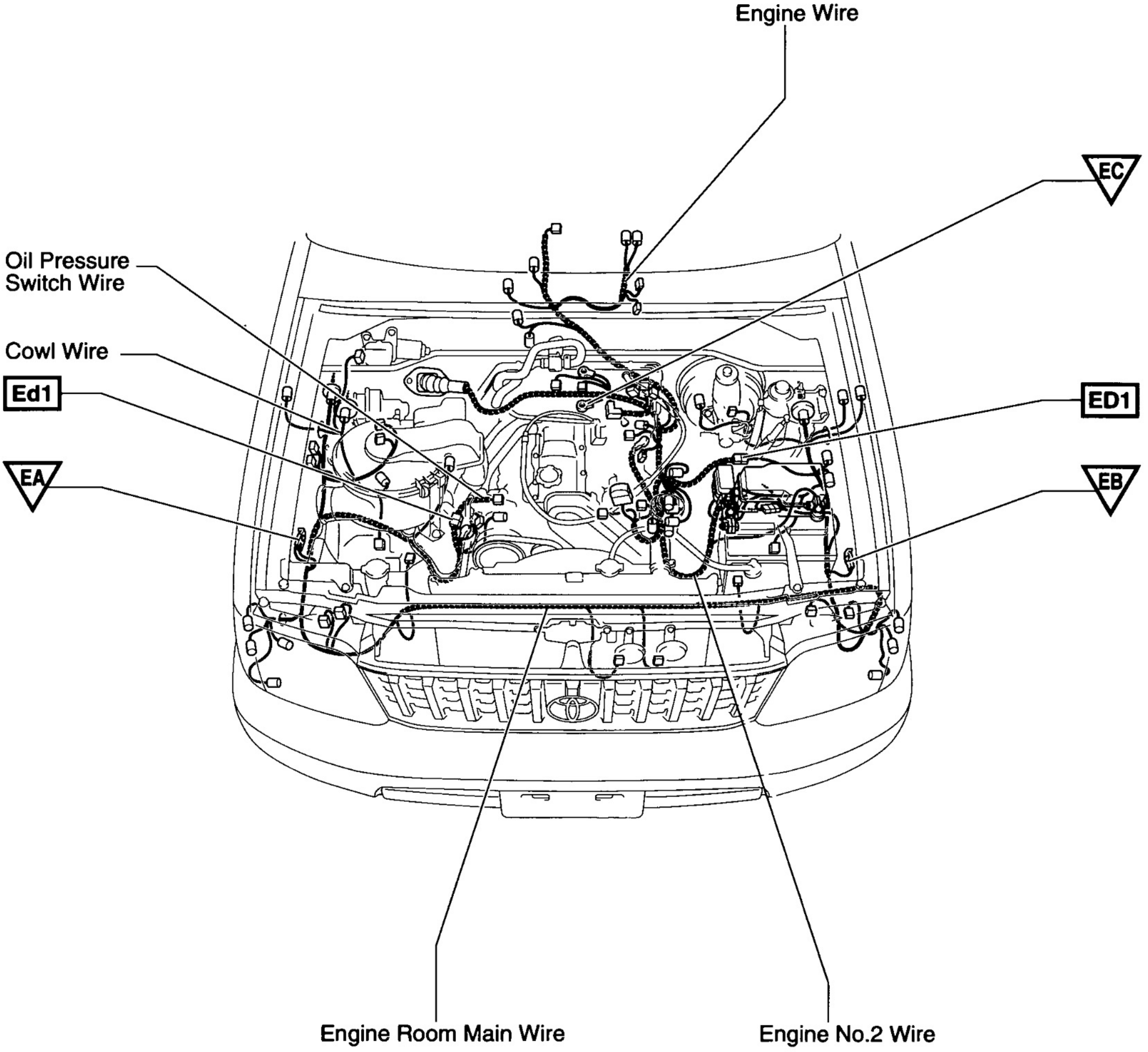

Connector Joining Wire Harness and Wire Harness

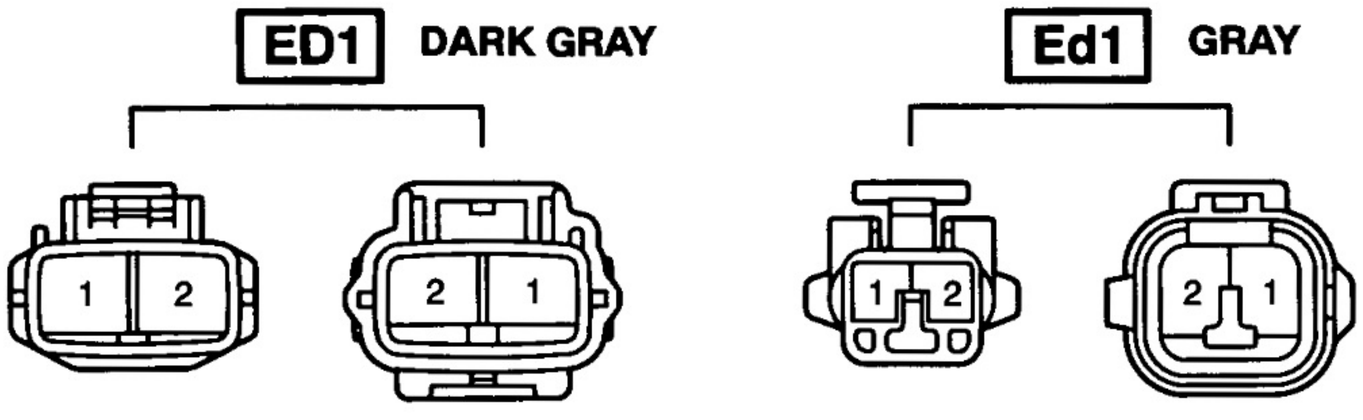

Code	Joining Wire Harness and Wire Harness (Connector Location)
ED1	Engine Room Main Wire and Engine Wire (Near the Engine Room R/B)
Ed1	Engine Room Main Wire and Oil Pressure Switch Wire (Near the Alternator)

E ELECTRICAL WIRING ROUTING

▭ : Location of Connector Joining Wire Harness and Wire Harness
▽ : Location of Ground Points

[LHD : 1KZ-T]

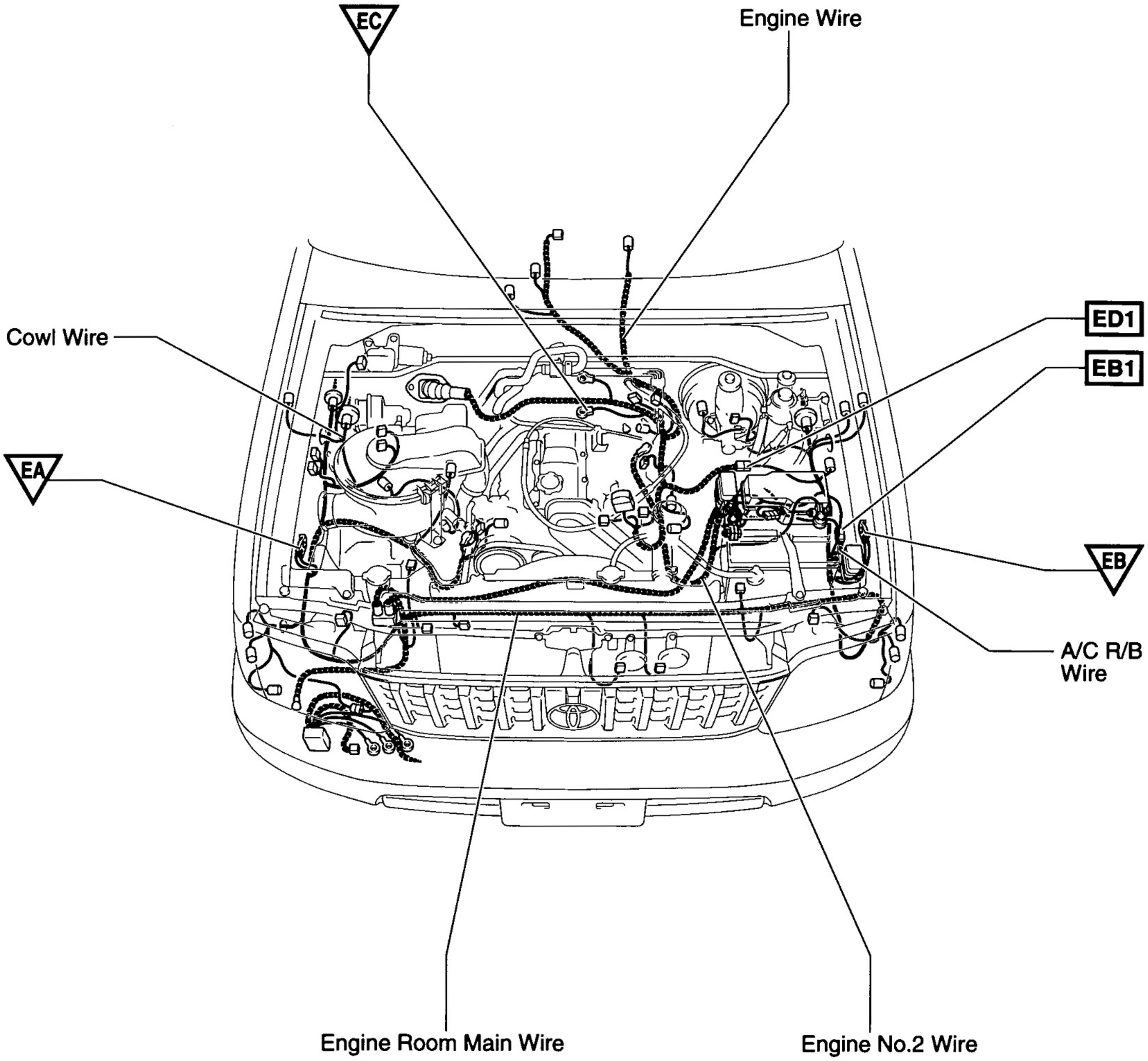

Connector Joining Wire Harness and Wire Harness

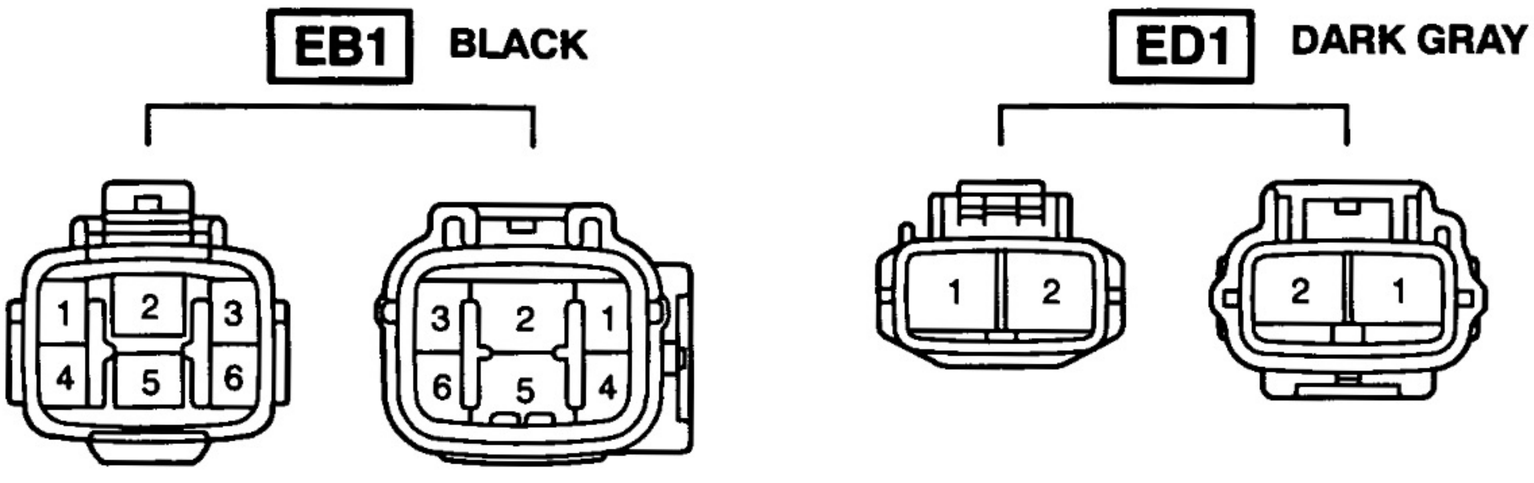

Code	Joining Wire Harness and Wire Harness (Connector Location)
EB1	Engine Room Main Wire and A/C R/B Wire (Near the Engine Roorn R/B)
ED1	Engine Roorn Main Wire and Engine Wire (Near the Engine Roorn R/B)

E ELECTRICAL WIRING ROUTING

▭ : Location of Connector Joining Wire Harness and Wire Harness
▽ : Location of Ground Points

[LHD : 3L]

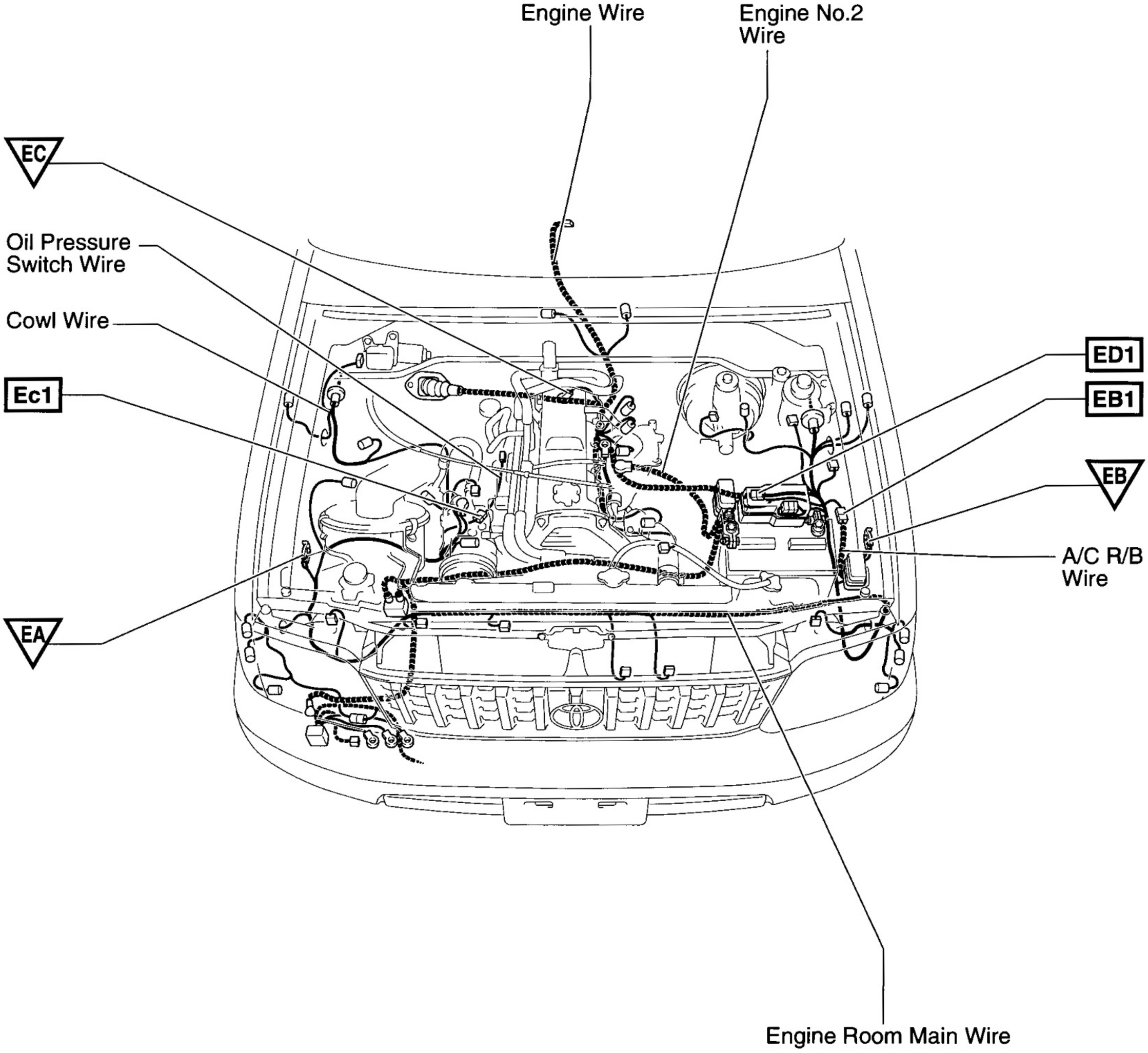

Connector Joining Wire Harness and Wire Harness

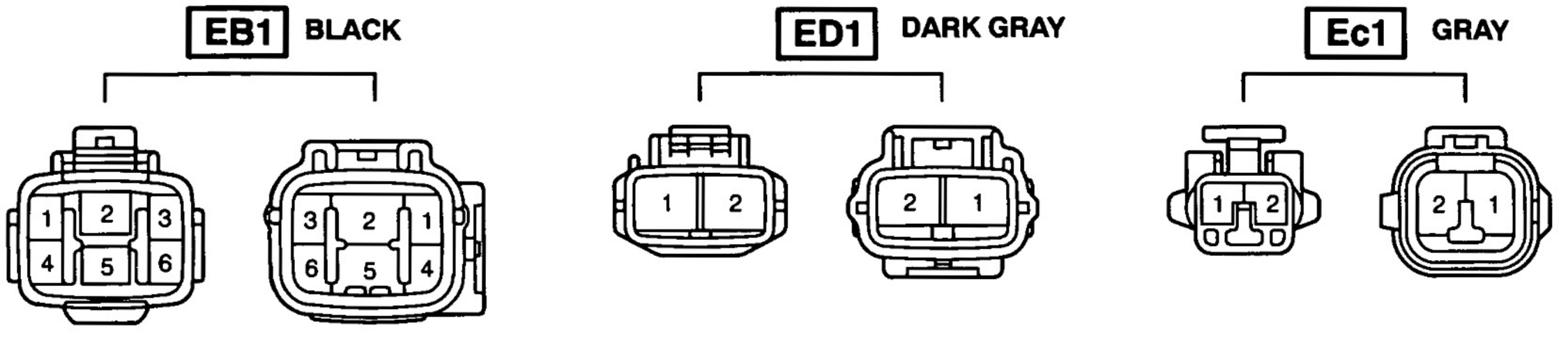

Code	Joining Wire Harness and Wire Harness (Connector Location)
EB1	Engine Room Main Wire and A/C R/B Wire (Near the Engine Room R/B)
ED1	Engine Room Main Wire and Engine Wire (Near the Engine Room R/B)
Ec1	Engine Room Main Wire and Oil Pressure Switch Wire (Near the Alternator)

English

E ELECTRICAL WIRING ROUTING

▭ : Location of Connector Joining Wire Harness and Wire Harness
▽ : Location of Ground Points

[LHD]

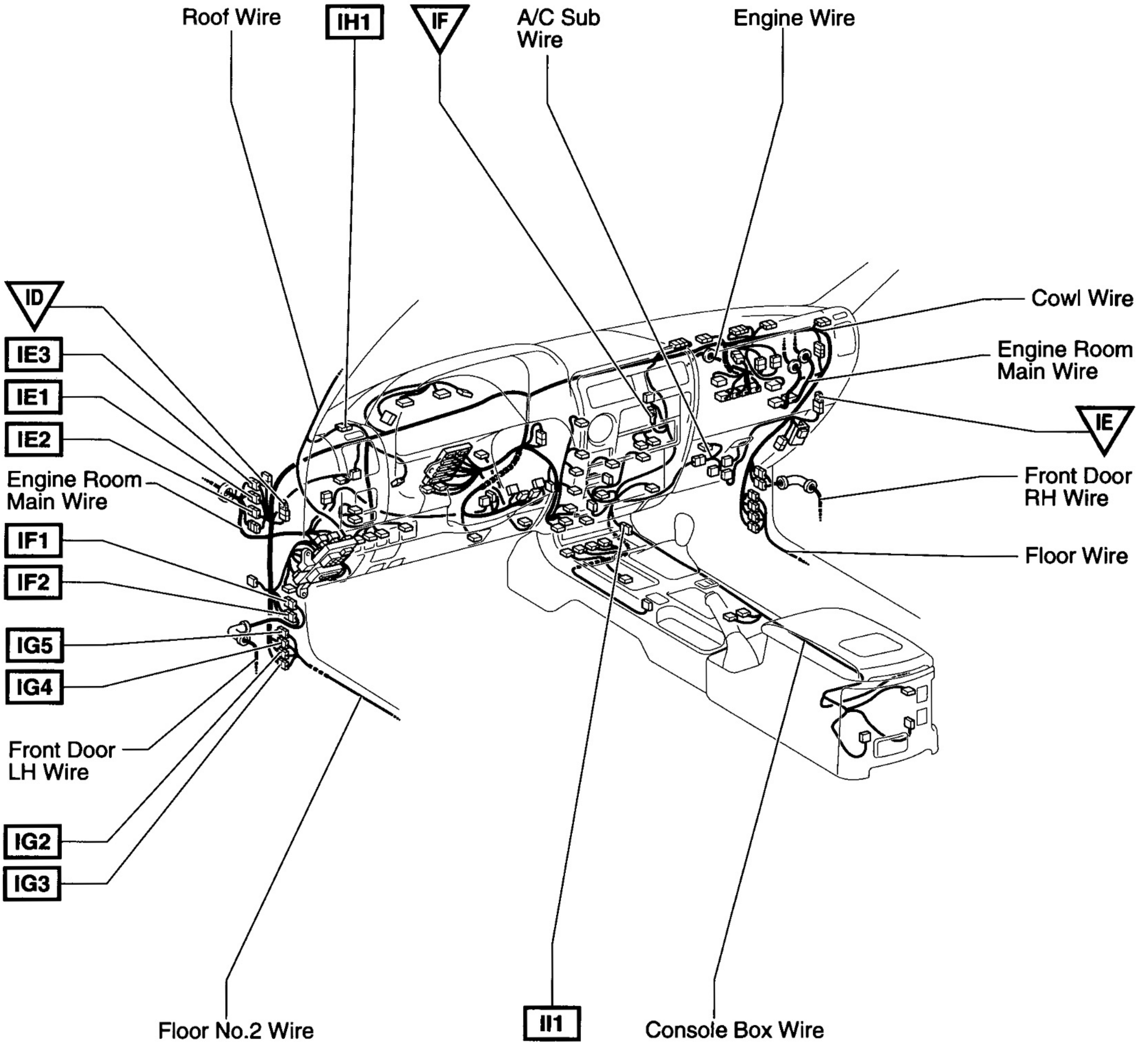

Connector Joining Wire Harness and Wire Harness

IE1 BLACK



IE2 GRAY

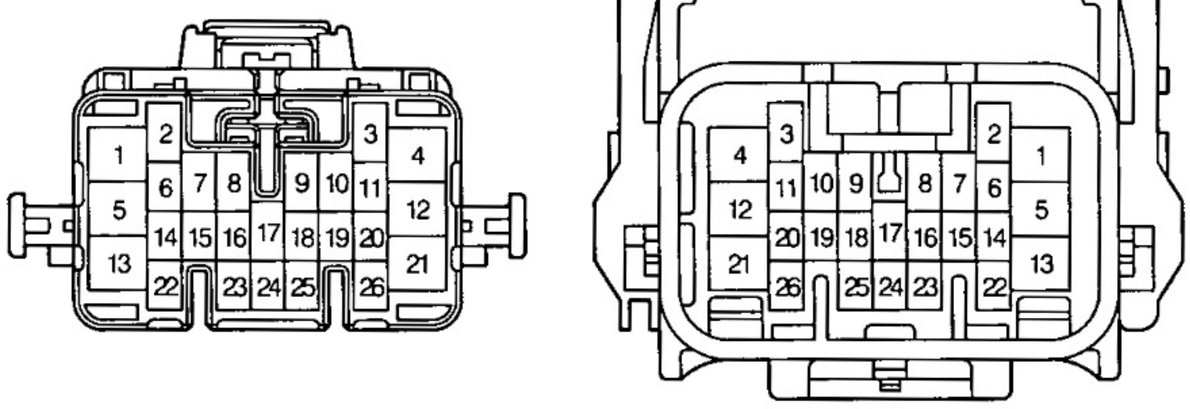

IE3 YELLOW

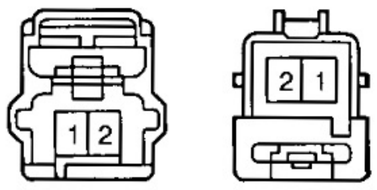

IF1 BLUE

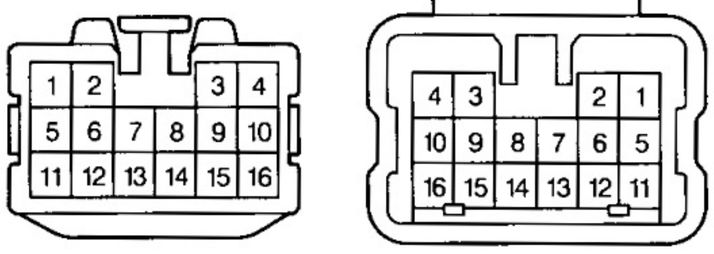

IF2

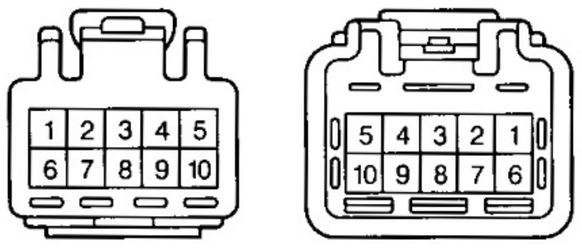

IG2 BROWN

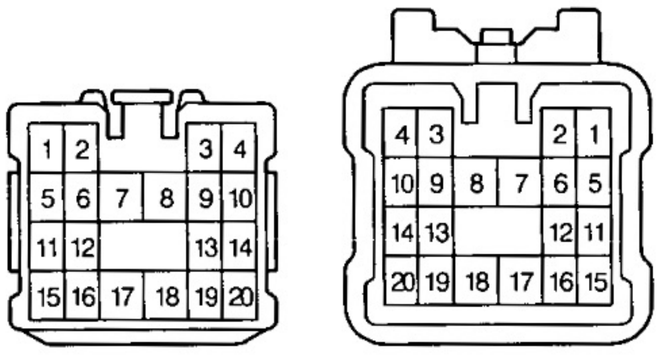

IG3 ORANGE

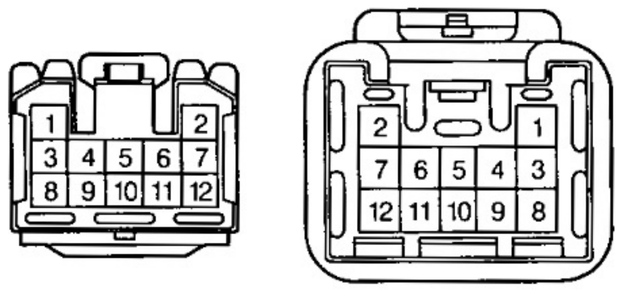

IG4



IG5 YELLOW

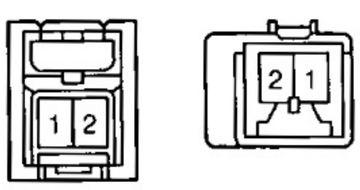

IH1

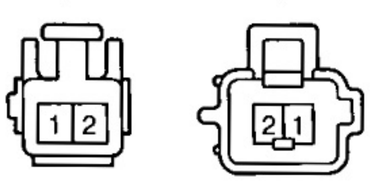

II1 DARK GRAY

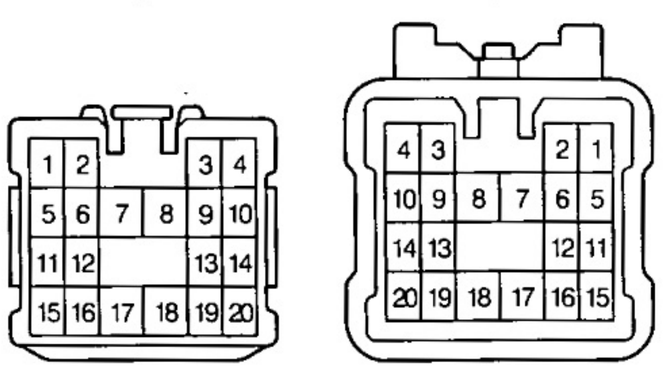

Code	Joining Wire Harness and Wire Harness (Connector Location)
IE1	Engine Room Main Wire and Cowl Wire (Cowl Side Panel LH)
IE2	
IE3	
IF1	Front Door LH Wire and Cowl Wire (Left Kick Panel)
IF2	
IG2	Floor No.2 Wire and Cowl Wire (Left Kick Panel)
IG3	
IG4	
IG5	
IH1	Roof Wire and Cowl Wire (Instrument Panel Reinforcement LH)
II1	Console Box Wire and Cowl Wire (Under the Instrument Panel Brace RH)

English

E ELECTRICAL WIRING ROUTING

▭ : Location of Connector Joining Wire Harness and Wire Harness

[LHD]

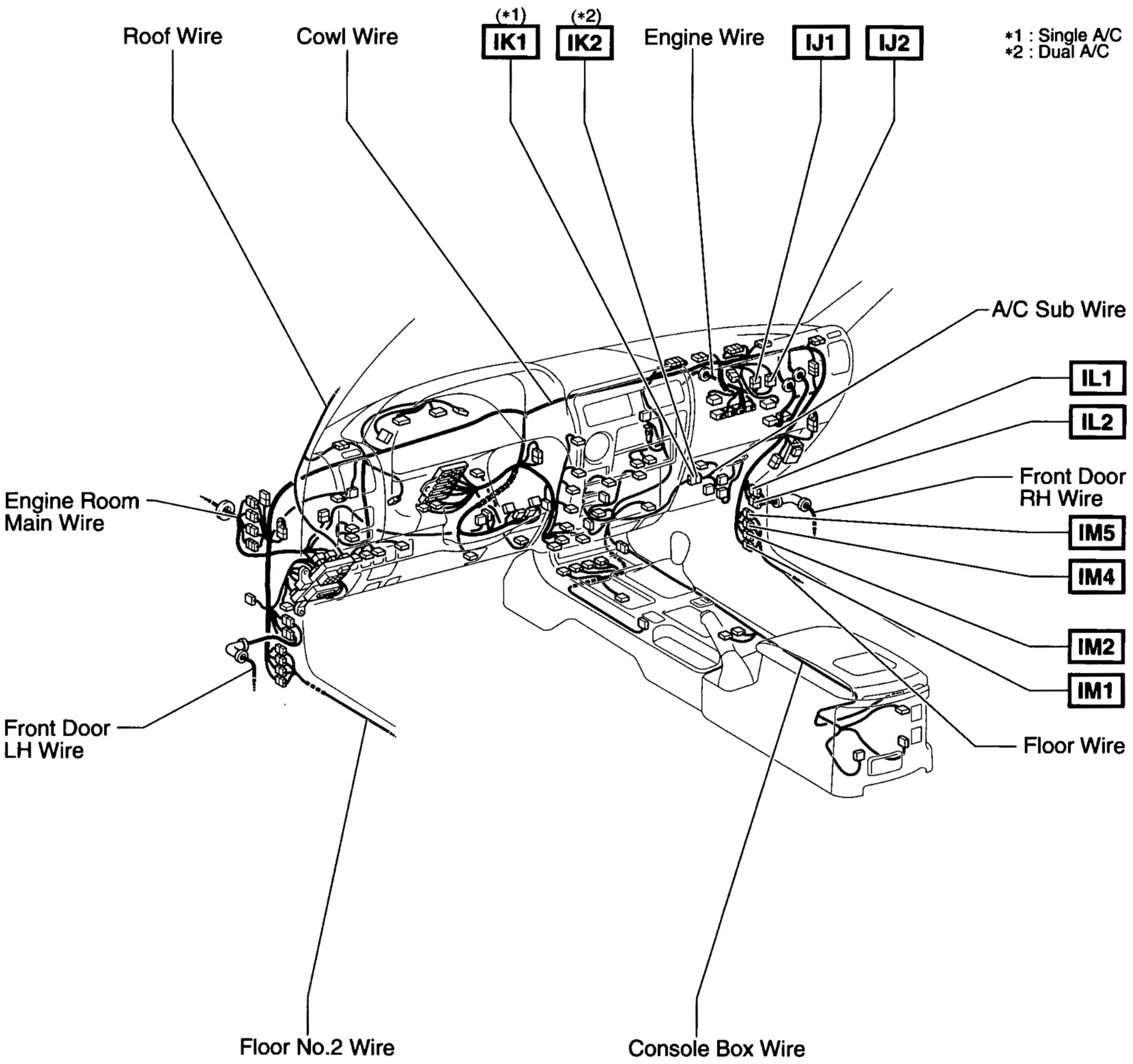

Connector Joining Wire Harness and Wire Harness

IJ1

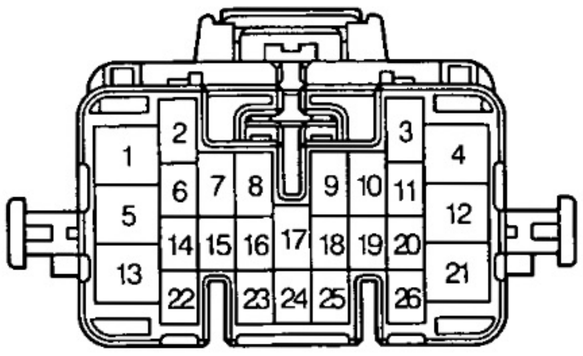

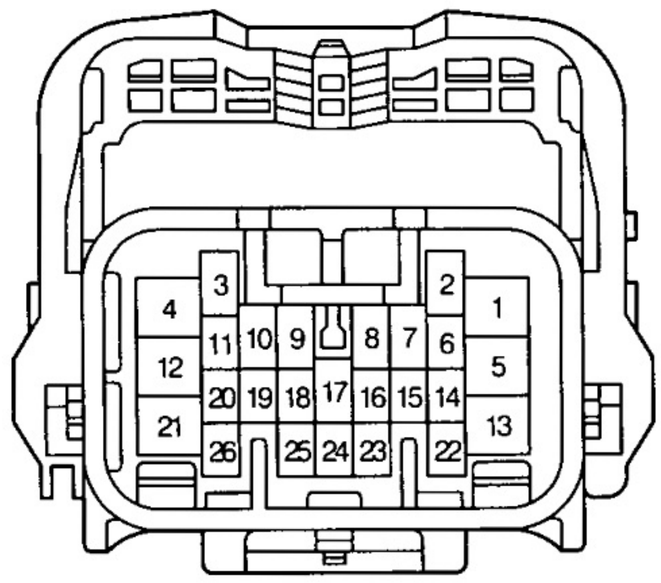

IJ2

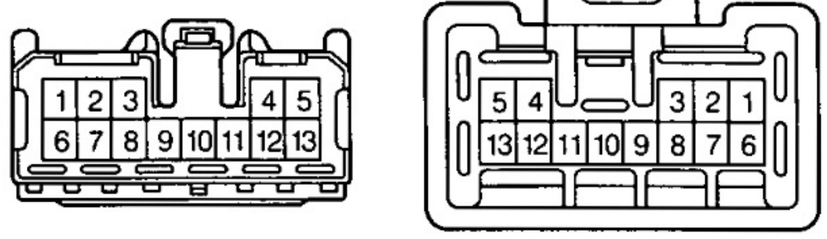

IK1

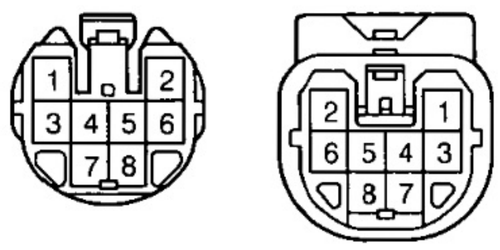

IK2 BLUE

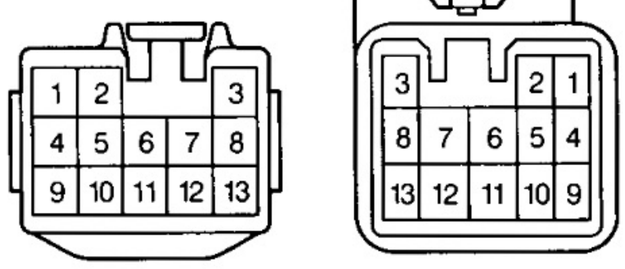

IL1

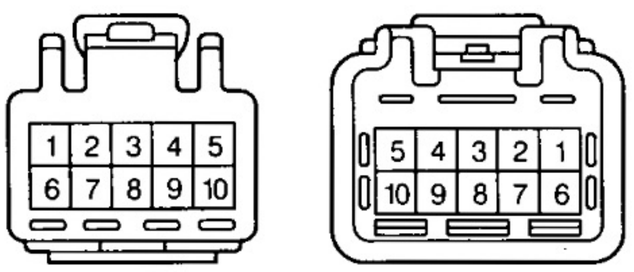

IL2 BLUE

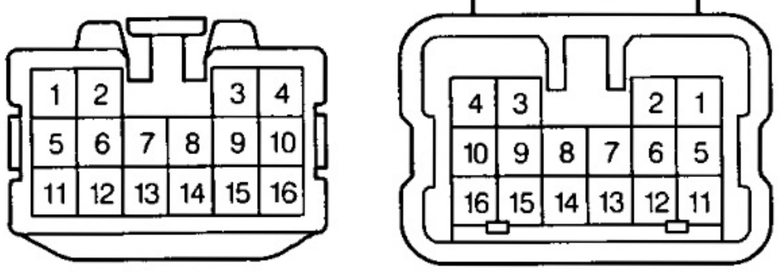

IM1 DARK GRAY

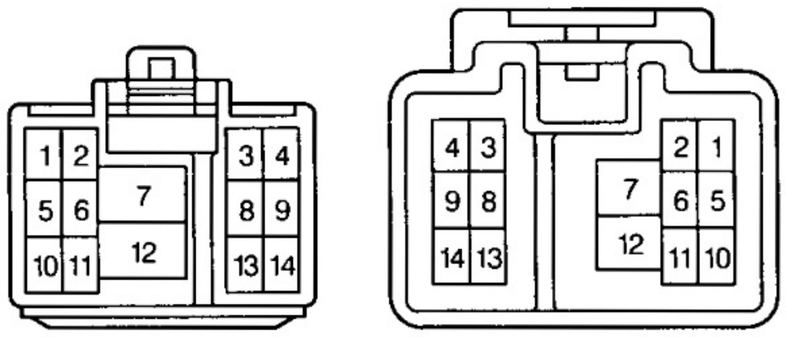

IM2 BROWN

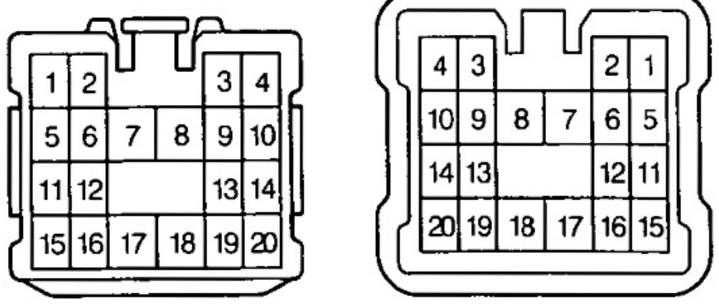

IM4



IM5 YELLOW

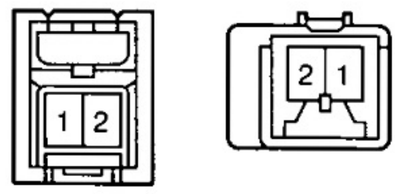

Code	Joining Wire Harness and Wire Harness (Connector Location)
IJ1	Engine Wire and Cowl Wire (Behind the Glove Box)
IJ2	
IK1	Cowl Wire and A/C Sub Wire (Near the A/C Unit)
IK2	
IL1	Front Door RH Wire and Cowl Wire (Right Kick Panel)
IL2	
IM1	Floor Wire and Cowl Wire (Right Kick Panel)
IM2	
IM4	
IM5	

E ELECTRICAL WIRING ROUTING

□ : Location of Connector Joining Wire Harness and Wire Harness
▽ : Location of Ground Points

[LHD : 5–Door]

English

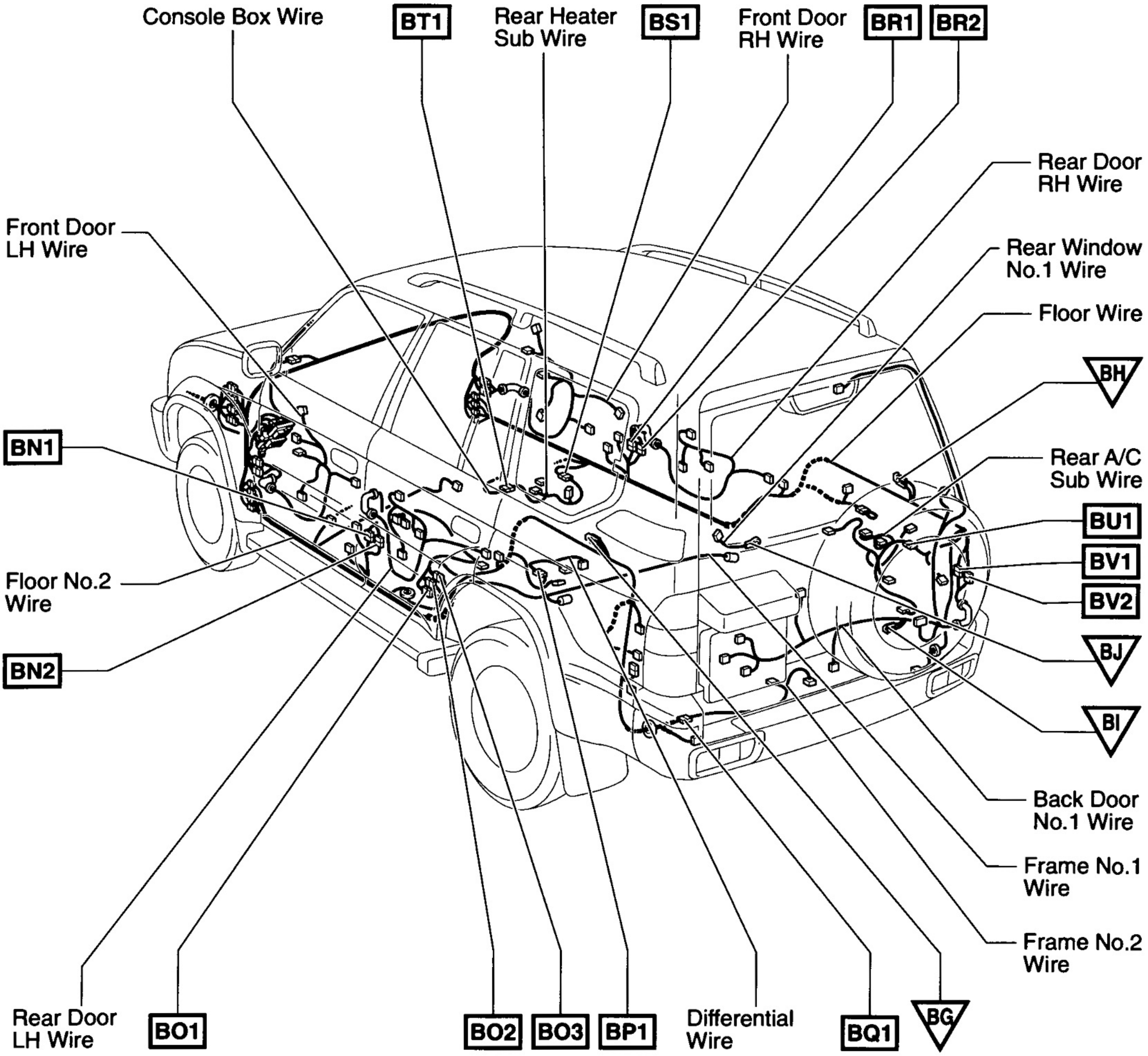

Connector Joining Wire Harness and Wire Harness

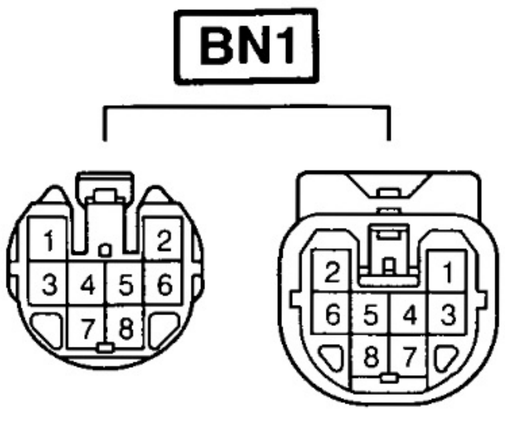

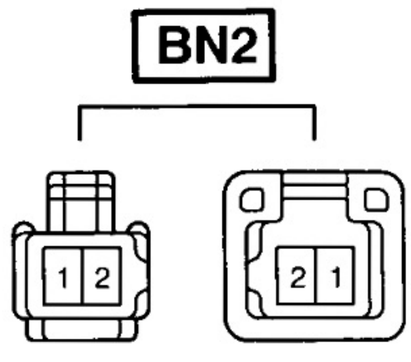

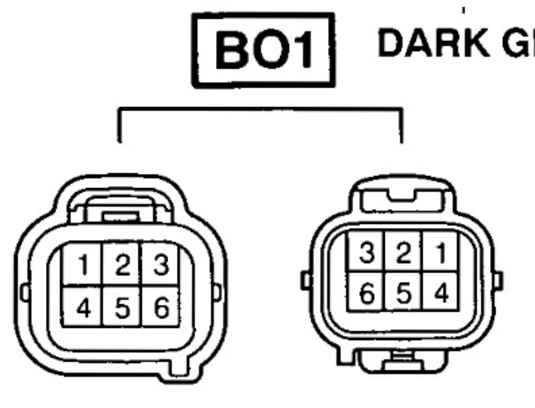

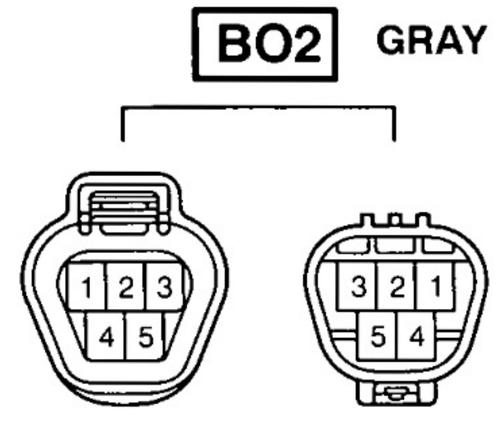

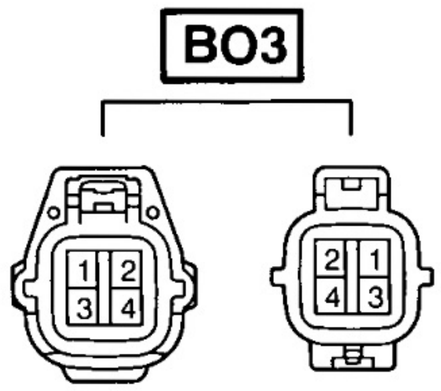

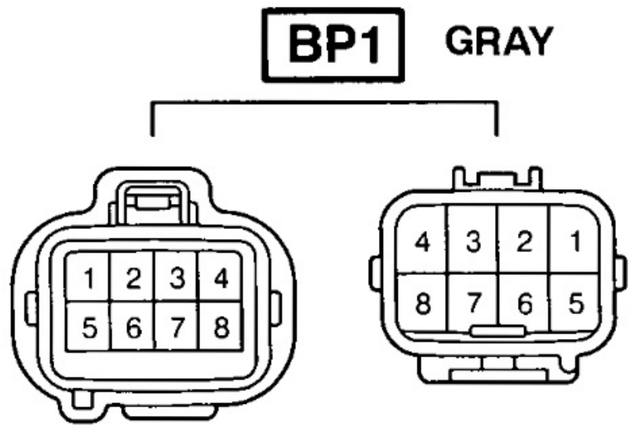

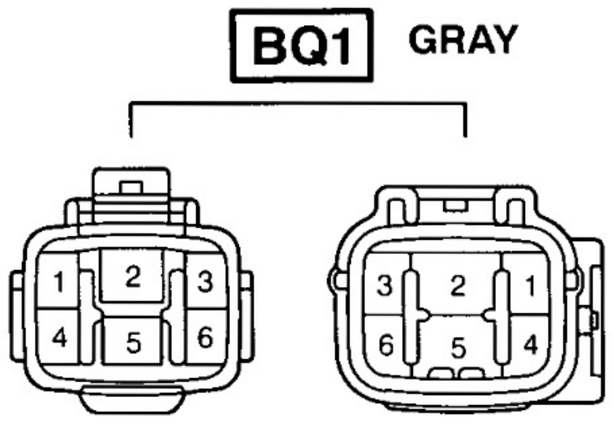

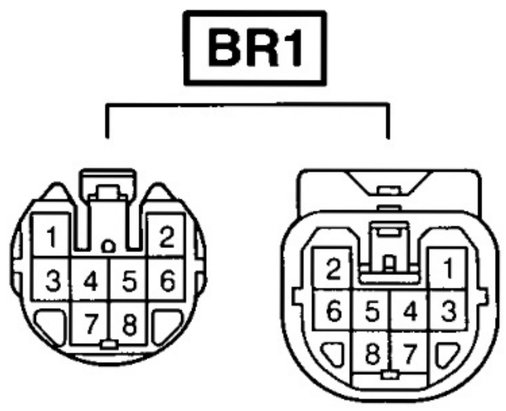

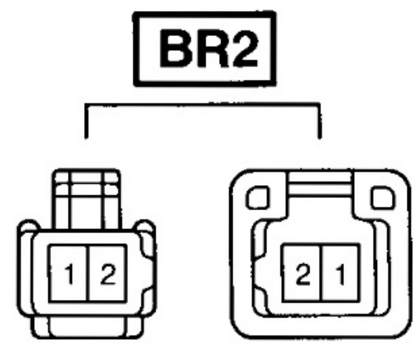

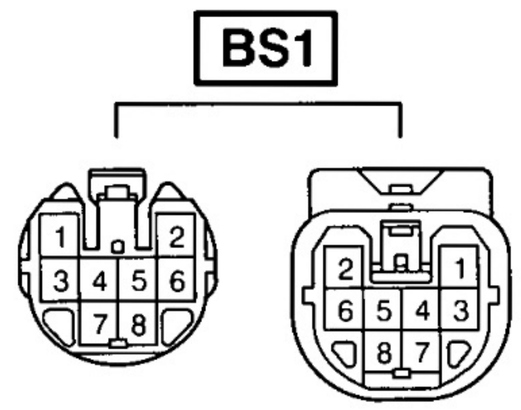

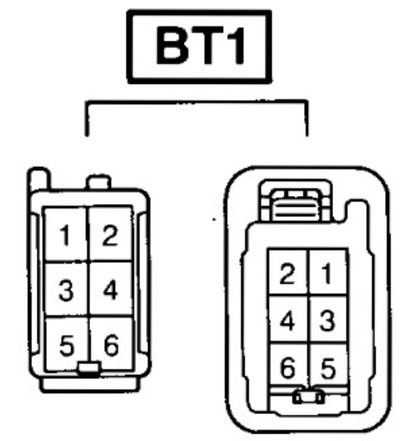

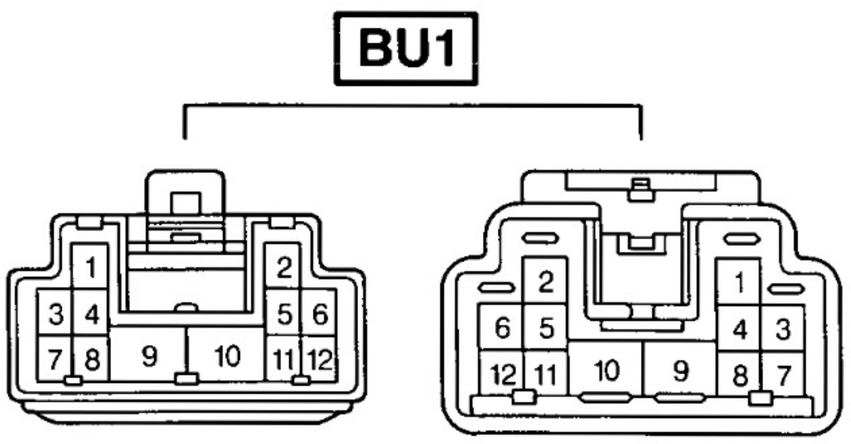

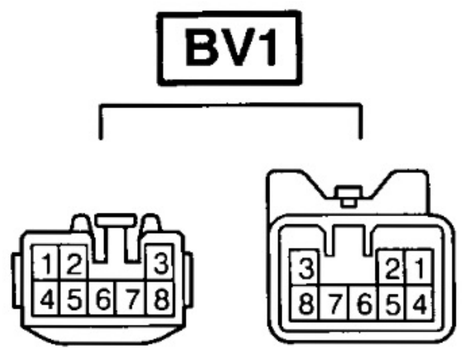

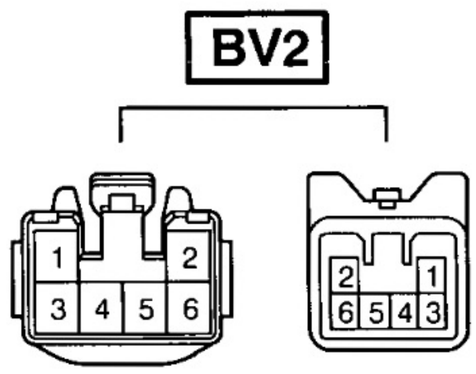

Code	Joining Wire Harness and Wire Harness (Connector Location)
BN1	Rear Door LH Wire and Floor No.2 Wire (Center Pillar LH)
BN2	
BO1	Floor No.2 Wire and Frame No.1 Wire (Under the Left Side of Rear Seat Cushion)
BO2	
BO3	
BP1	Frame No.1 Wire and Differential Wire (Upper the Rear Axle Housing Left)
BQ1	Floor No.2 Wire and Frame No.2 Wire (Left Quarter Panel Inner)
BR1	Rear Door RH Wire and Floor Wire (Center Pillar RH)
BR2	
BS1	Floor Wire and Rear Heater Sub Wire (Under the Front Passenger's Seat)
BT1	Rear Heater Sub Wire and Console Box Wire (Under the Front Passenger's Seat)
BU1	Floor Wire and Rear A/C Sub Wire (Right Quarter Panel Inner)
BV1	Back Door No.1 Wire and Floor Wire (Right Quarter Panel Inner)
BV2	

E ELECTRICAL WIRING ROUTING

▭ : Location of Connector Joining Wire Harness and Wire Harness
▽ : Location of Ground Points

[LHD : 3–Door]

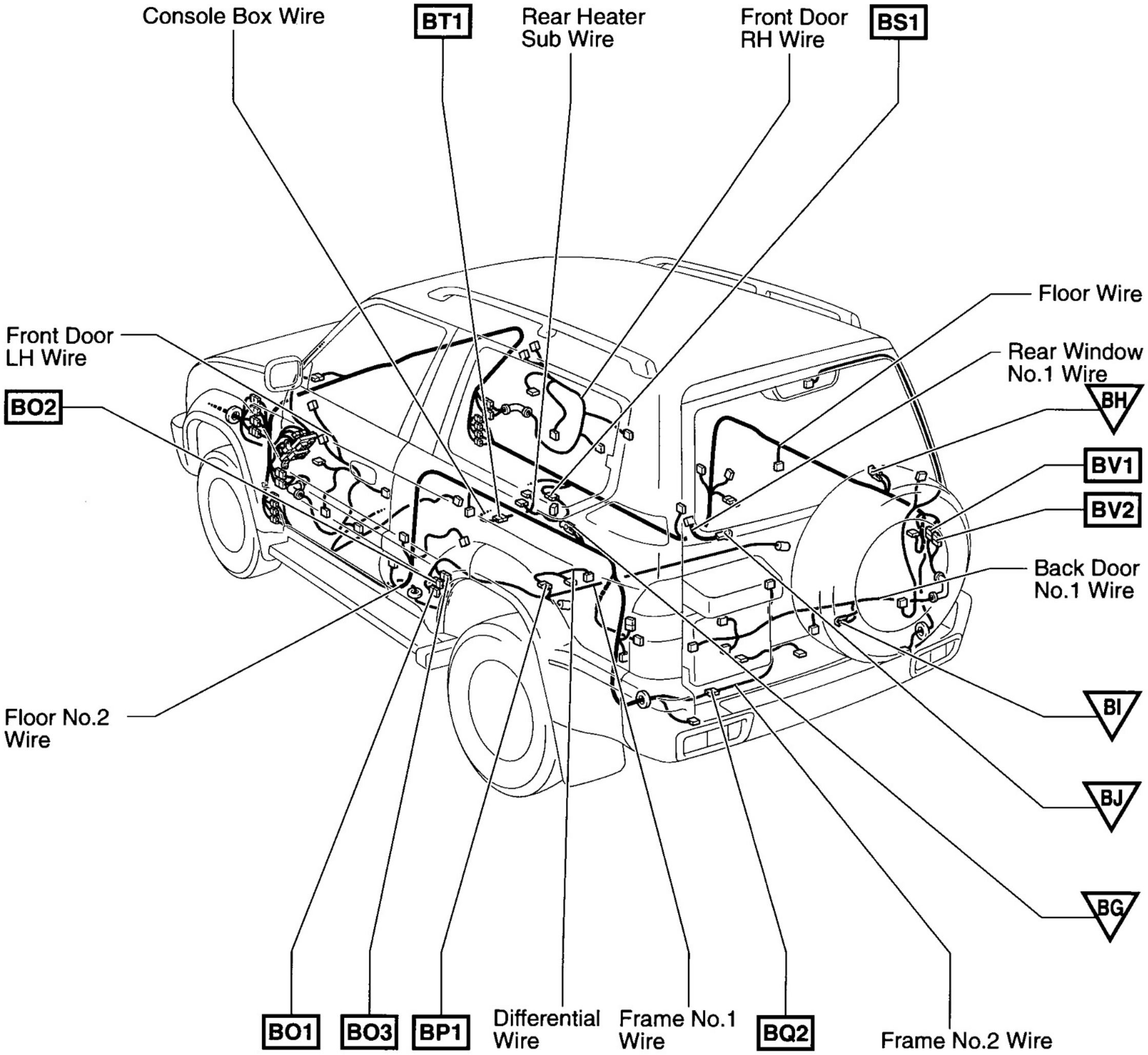

Connector Joining Wire Harness and Wire Harness

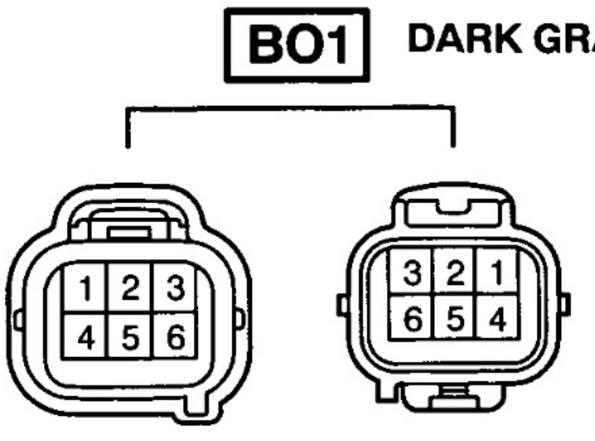

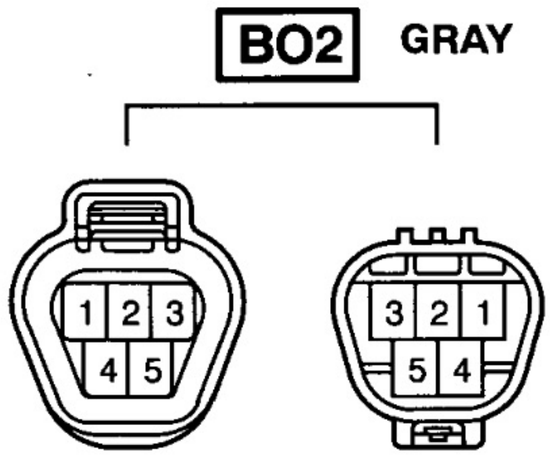

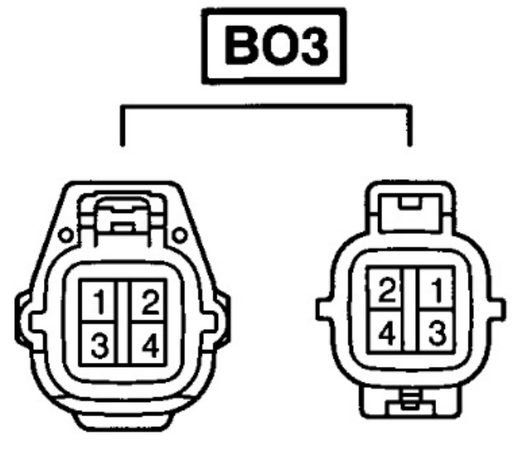

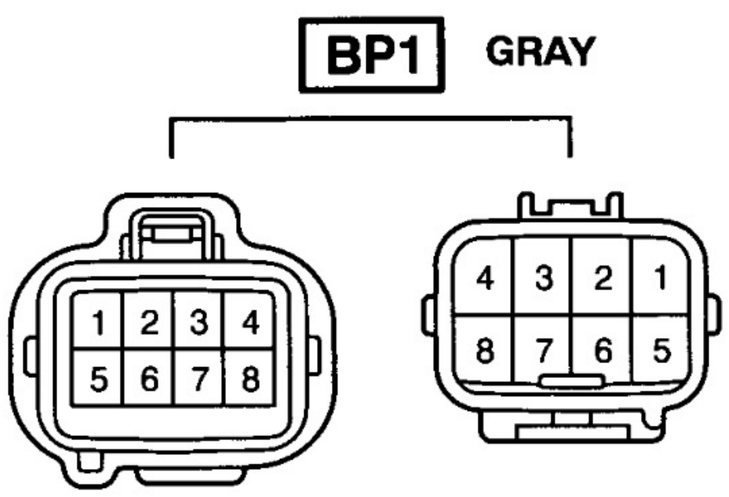

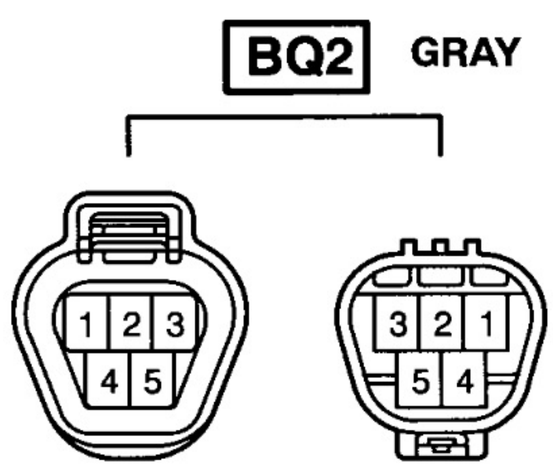

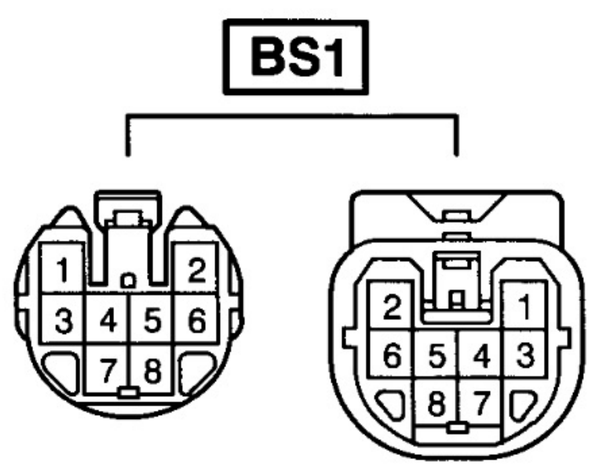

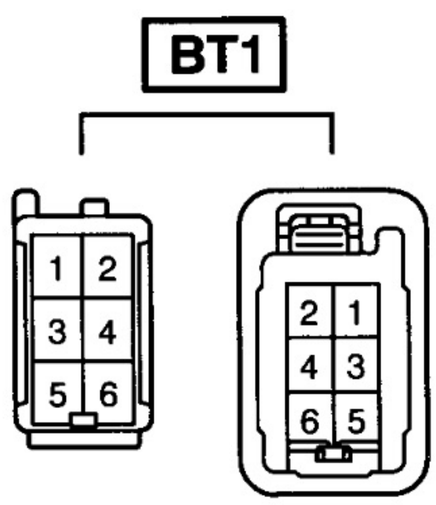

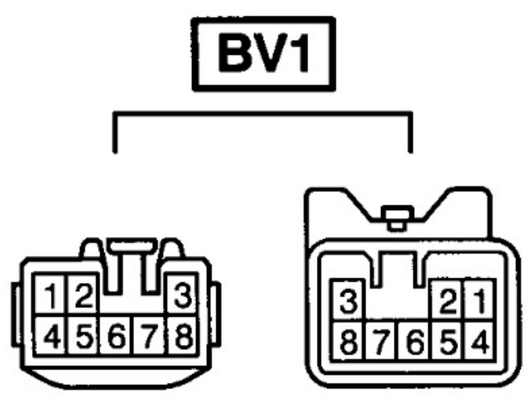

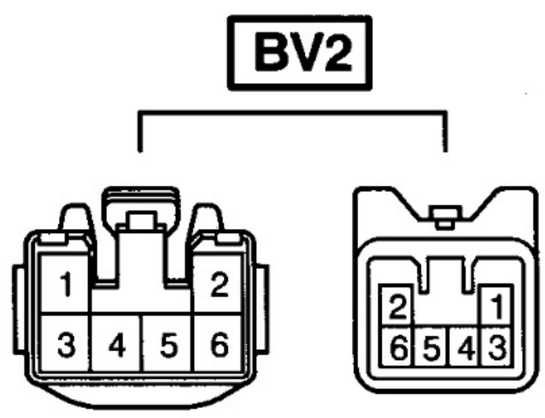

Code	Joining Wire Harness and Wire Harness (Connector Location)
BO1	Floor No.2 Wire and Frame No.1 Wire (Under the Left Side of Rear Seat Cushion)
BO2	
BO3	
BP1	Frame No.1 Wire and Differential Wire (Upper the Rear Axle Housing Left)
BQ2	Floor No.2 Wire and Frame No.2 Wire (Left Quarter Panel Inner)
BS1	Floor Wire and Rear Heater Sub Wire (Under the Front Passenger's Seat)
BT1	Rear Heater Sub Wire and Console Box Wire (Under the Front Passenger's Seat)
BV1	Back Door No.1 Wire and Floor Wire (Right Quarter Panel Inner)
BV2	

□ : Location of Connector Joining Wire Harness and Wire Harness

[LHD]
(w/ Moon Roof)

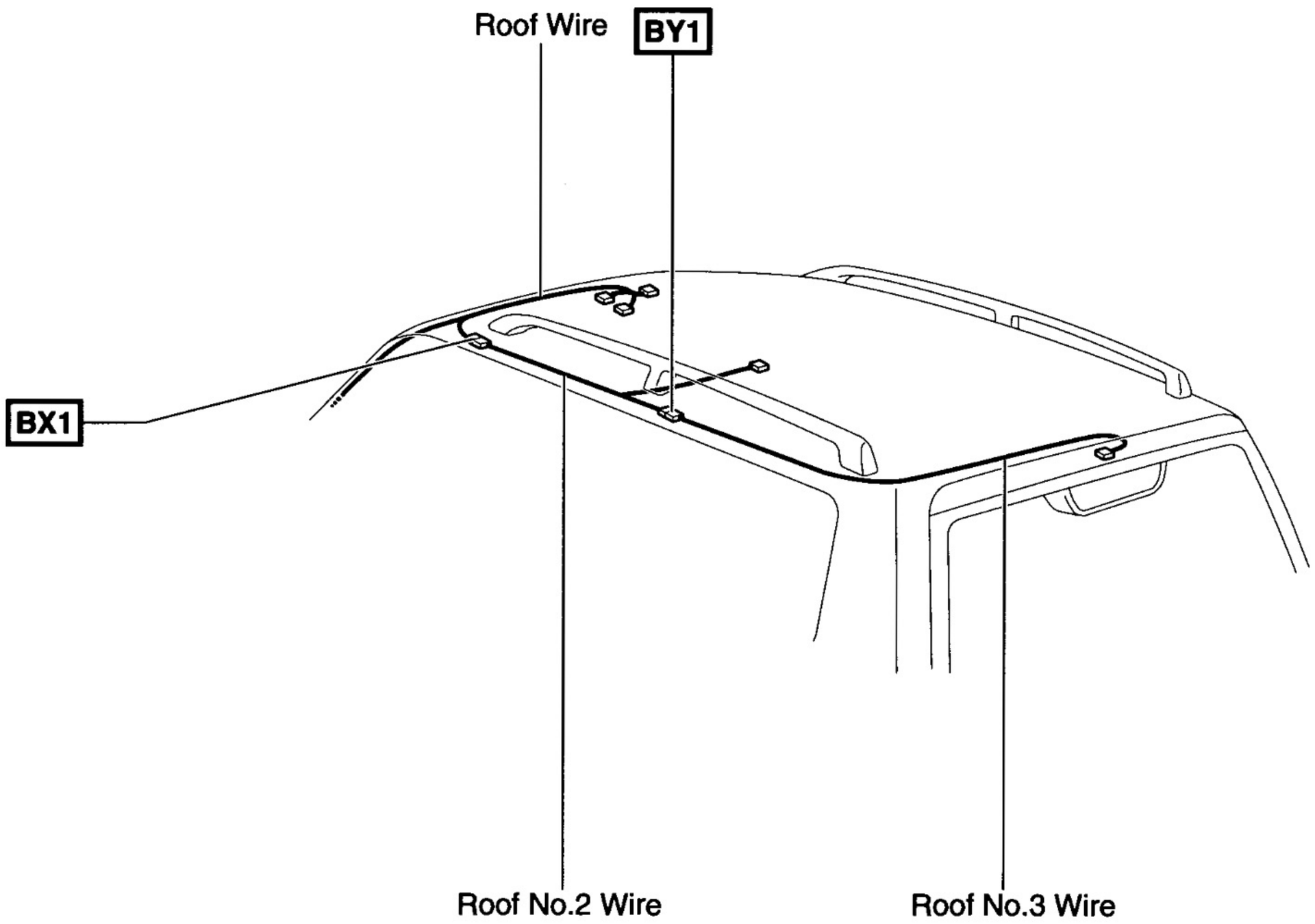

Connector Joining Wire Harness and Wire Harness

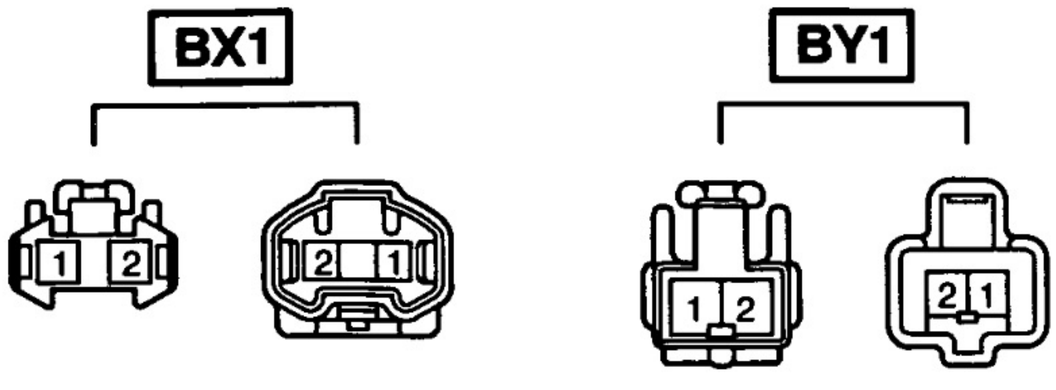

Code	Joining Wire Harness and Wire Harness (Connector Location)
BX1	Roof Wire and Roof No.2 Wire (Roof Side Left)
BY1	Roof No.3 Wire and Roof No.2 Wire (Roof Side Left)

E ELECTRICAL WIRING ROUTING

▭ : Location of Connector Joining Wire Harness and Wire Harness

[LHD]

English

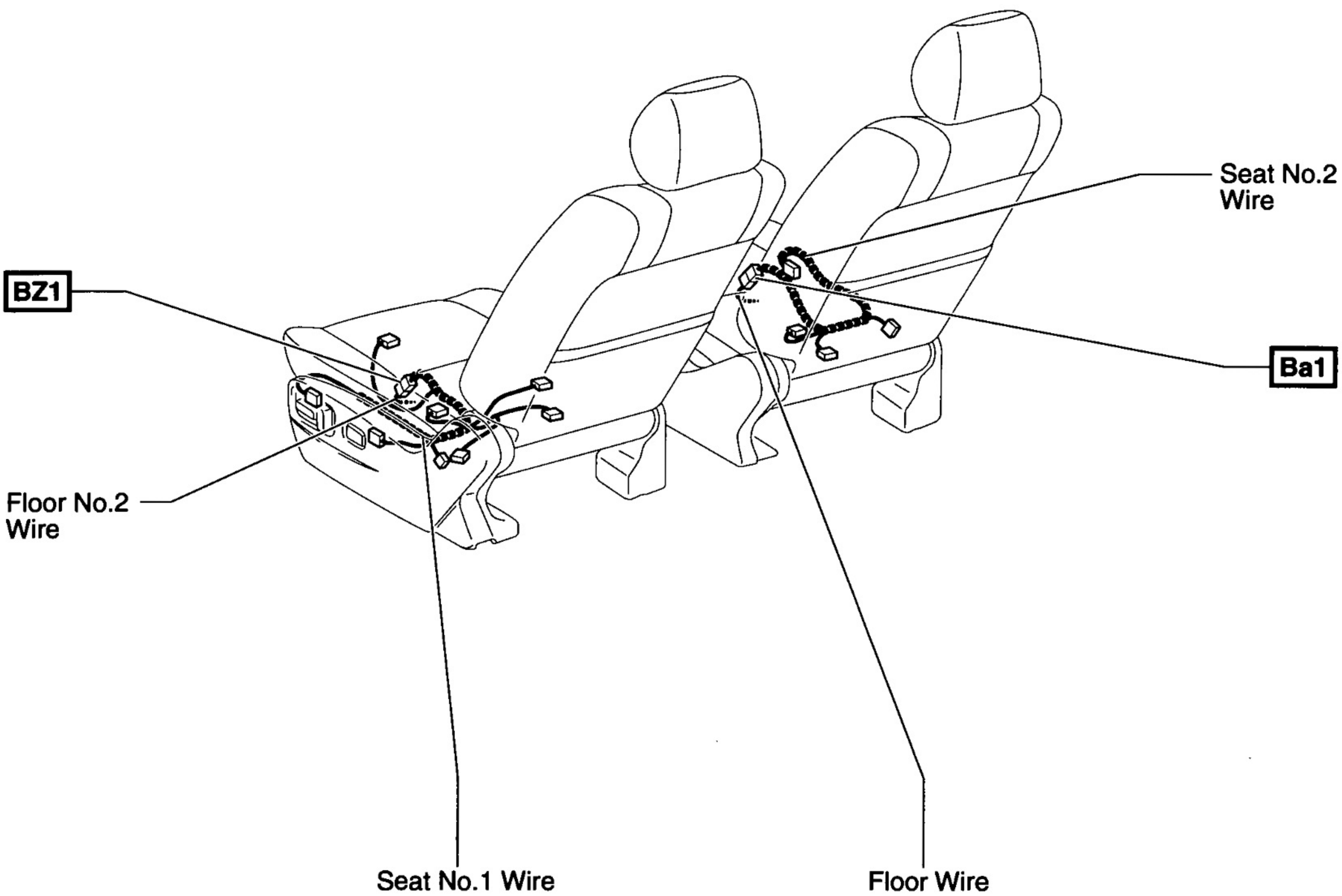

Connector Joining Wire Harness and Wire Harness

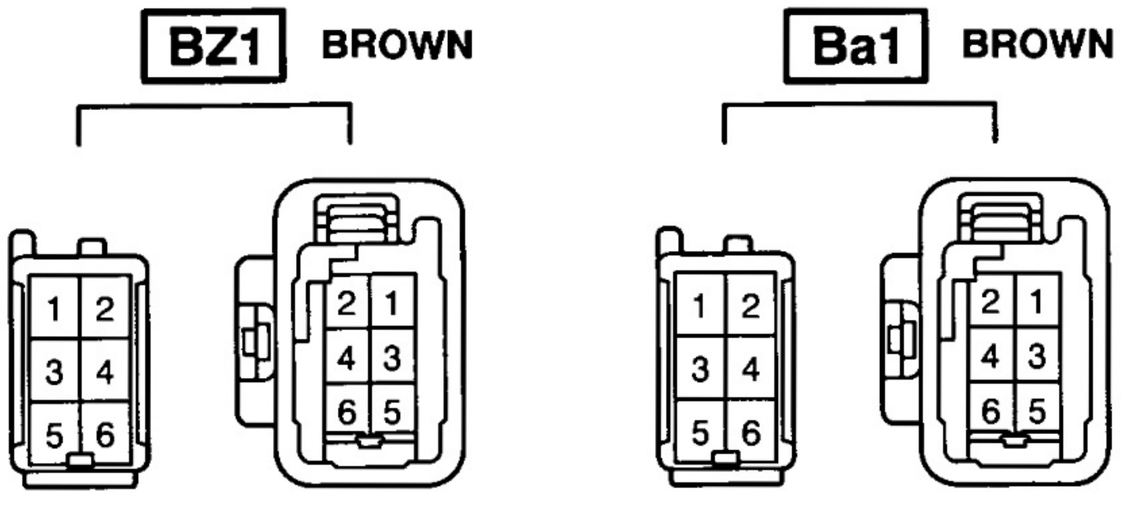

Code	Joining Wire Harness and Wire Harness (Connector Location)
BZ1	Floor No.2 Wire and Seat No.1 Wire (Under the Driver's Seat)
Ba1	Floor Wire and Seat No.2 Wire (Under the Front Passenger's Seat)

E ELECTRICAL WIRING ROUTING

▭ : Location of Connector Joining Wire Harness and Wire Harness
▽ : Location of Ground Points

[RHD : 5VZ-FE]

English

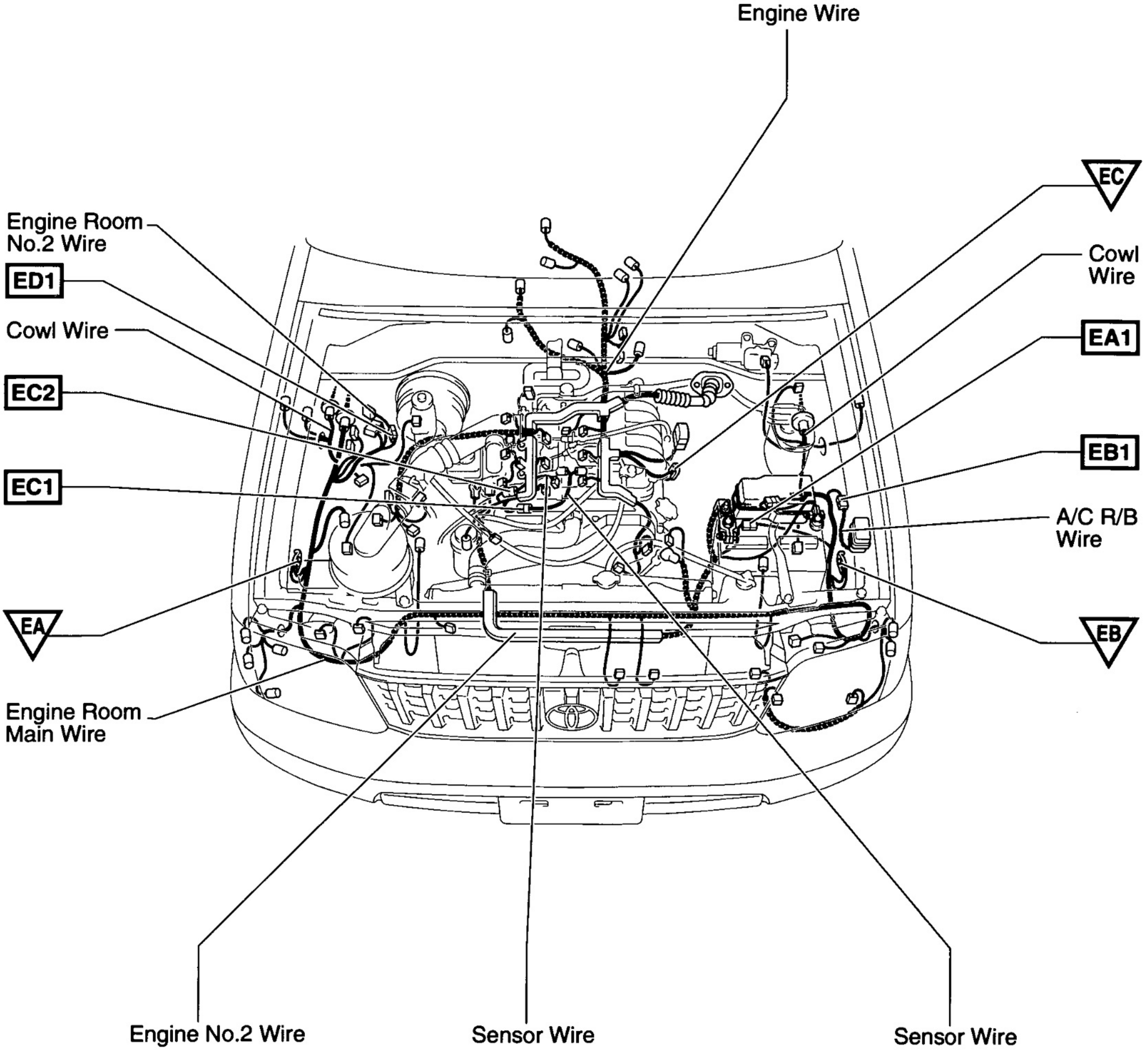

Connector Joining Wire Harness and Wire Harness

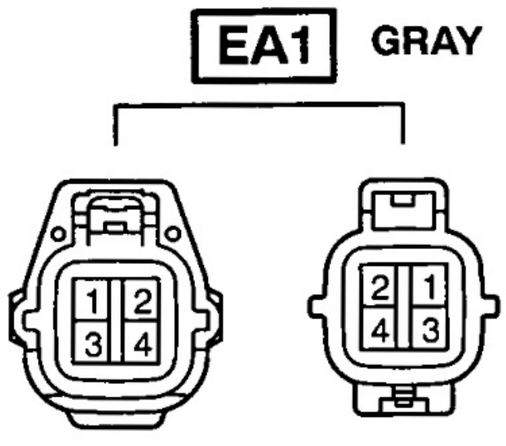

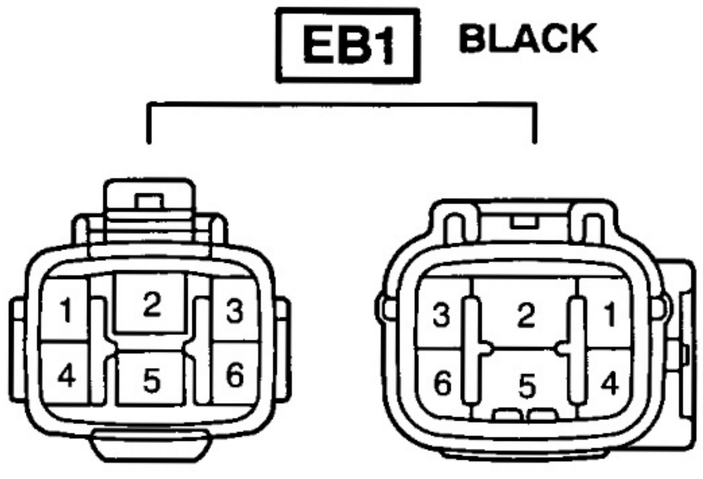

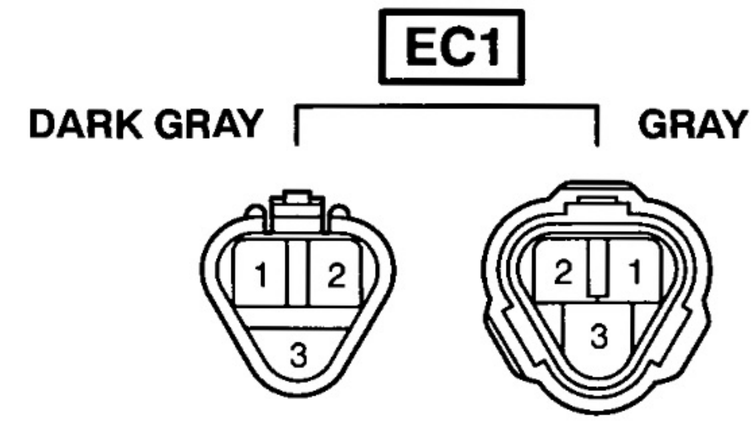

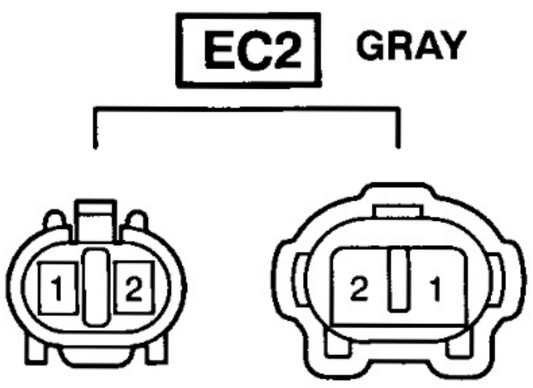

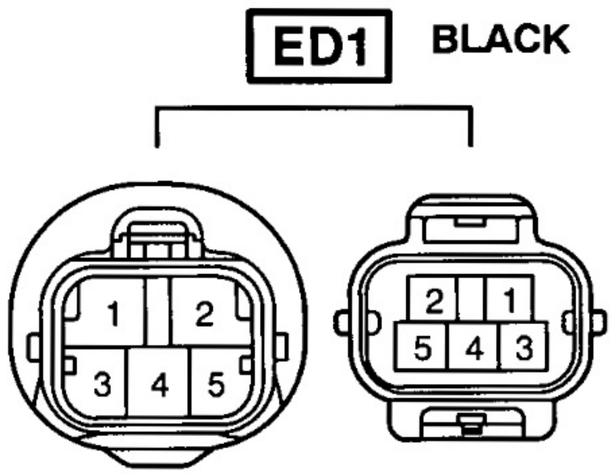

Code	Joining Wire Harness and Wire Harness (Connector Location)
EA1	Engine No.2 Wire and Engine Room Maim Wire (Near the Engine Room R/B)
EB1	Engine Room Main Wire and A/C R/B Wire (Near the Engine Room R/B)
EC1	Sensor Wire and Engine Wire (Front Side of Cylinder Head Cover Right)
EC2	Engine Wire and Sensor Wire (Front Side of Cylinder Head Cover Right)
ED1	Engine Room Main Wire and Engine Room No.2 Wire (Near the ABS Actuator)

English

E ELECTRICAL WIRING ROUTING

▭ : Location of Connector Joining Wire Harness and Wire Harness
▽ : Location of Ground Points

[RHD : 3RZ-FE]

English

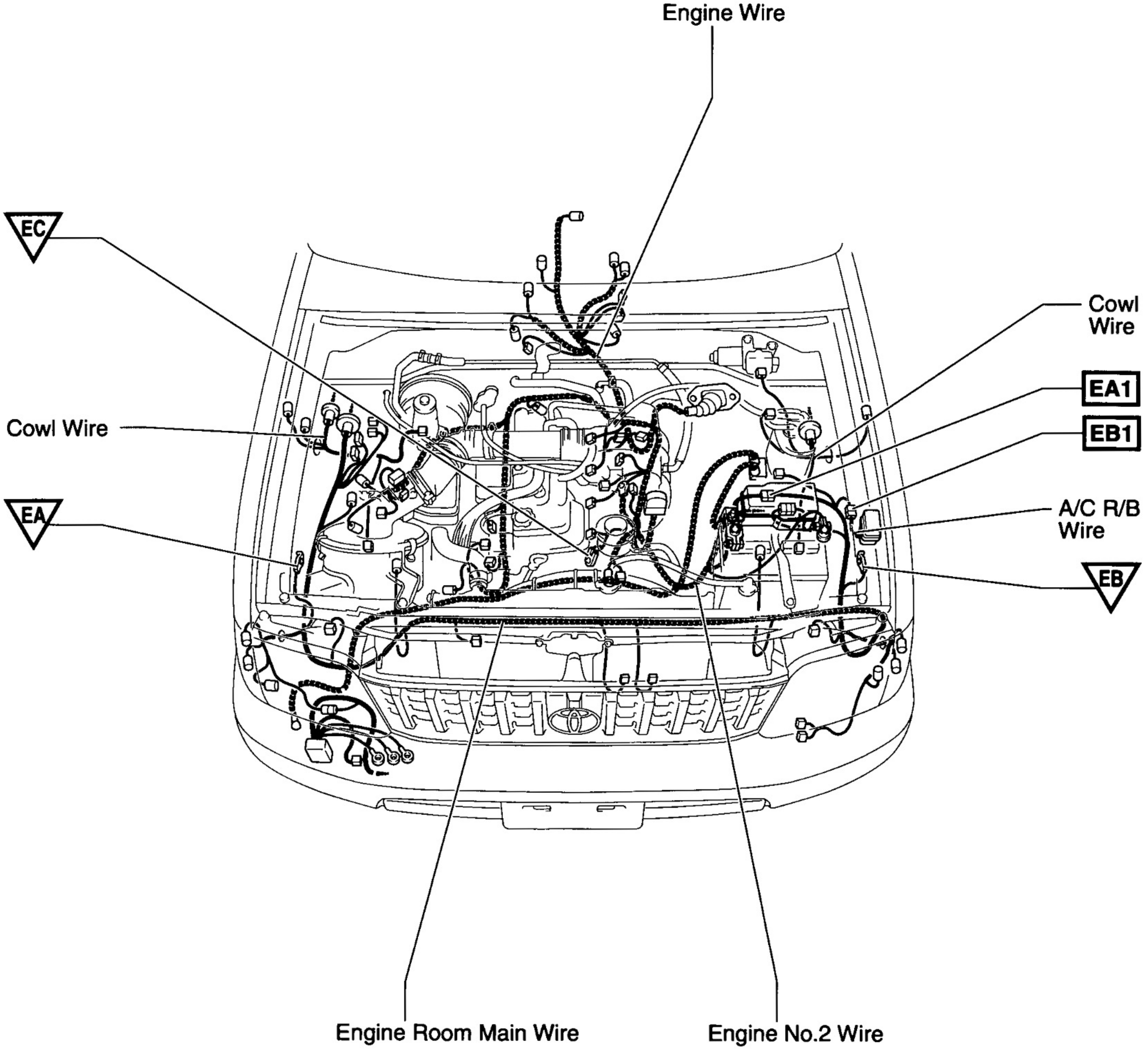

Connector Joining Wire Harness and Wire Harness

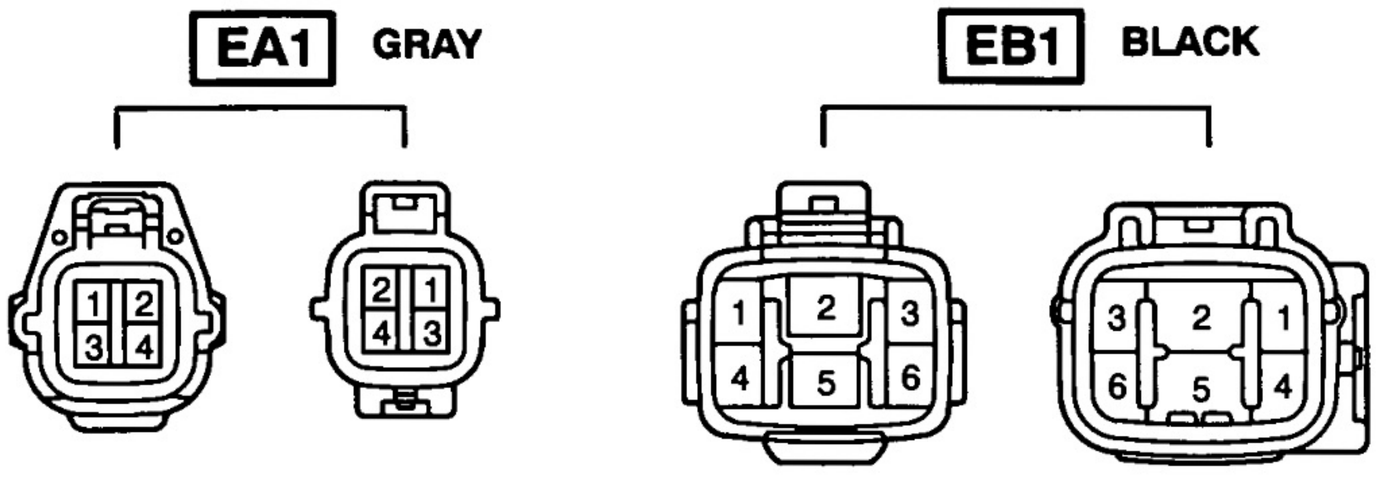

Code	Joining Wire Harness and Wire Harness (Connector Location)
EA1	Engine No.2 Wire and Engine Room Main Wire (Near the Engine Room R/B)
EB1	Engine Room Main Wire and A/C R/B Wire (Near the Engine Room R/B)

E ELECTRICAL WIRING ROUTING

▭ : Location of Connector Joining Wire Harness and Wire Harness
▽ : Location of Ground Points

[RHD : 3RZ-F]

English

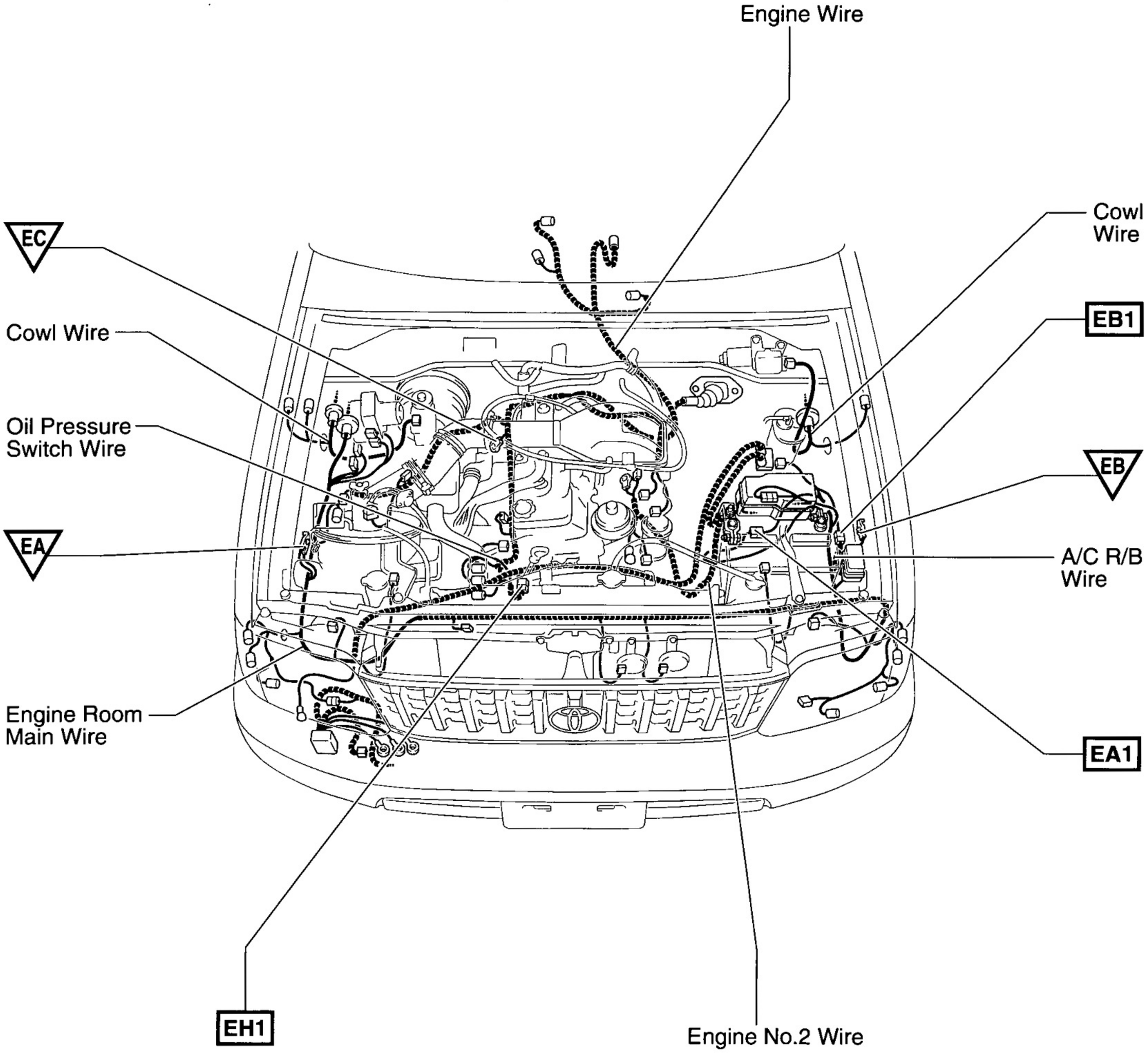

Connector Joining Wire Harness and Wire Harness

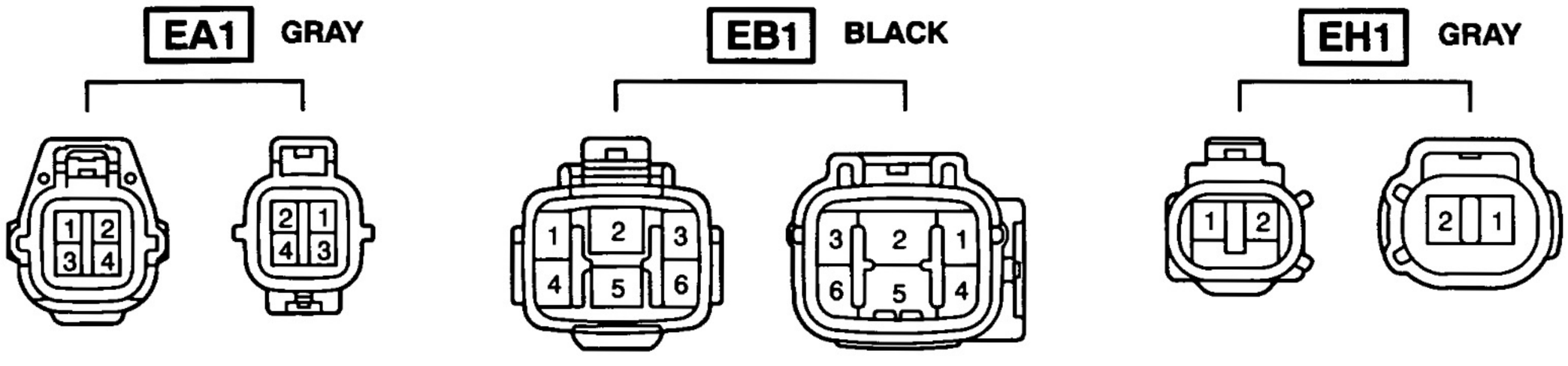

Code	Joining Wire Harness and Wire Harness (Connector Location)
EA1	Engine No.2 Wire and Engine Room Main Wire (Near the Engine Room R/B)
EB1	Engine Room Main Wire and A/C R/B Wire (Near the Engine Room R/B)
EH1	Engine Wire and Oil Pressure Switch Wire (Front Side of Engine Block)

E ELECTRICAL WIRING ROUTING

▭ : Location of Connector Joining Wire Harness and Wire Harness
▽ : Location of Ground Points

[RHD : 1KZ-TE]

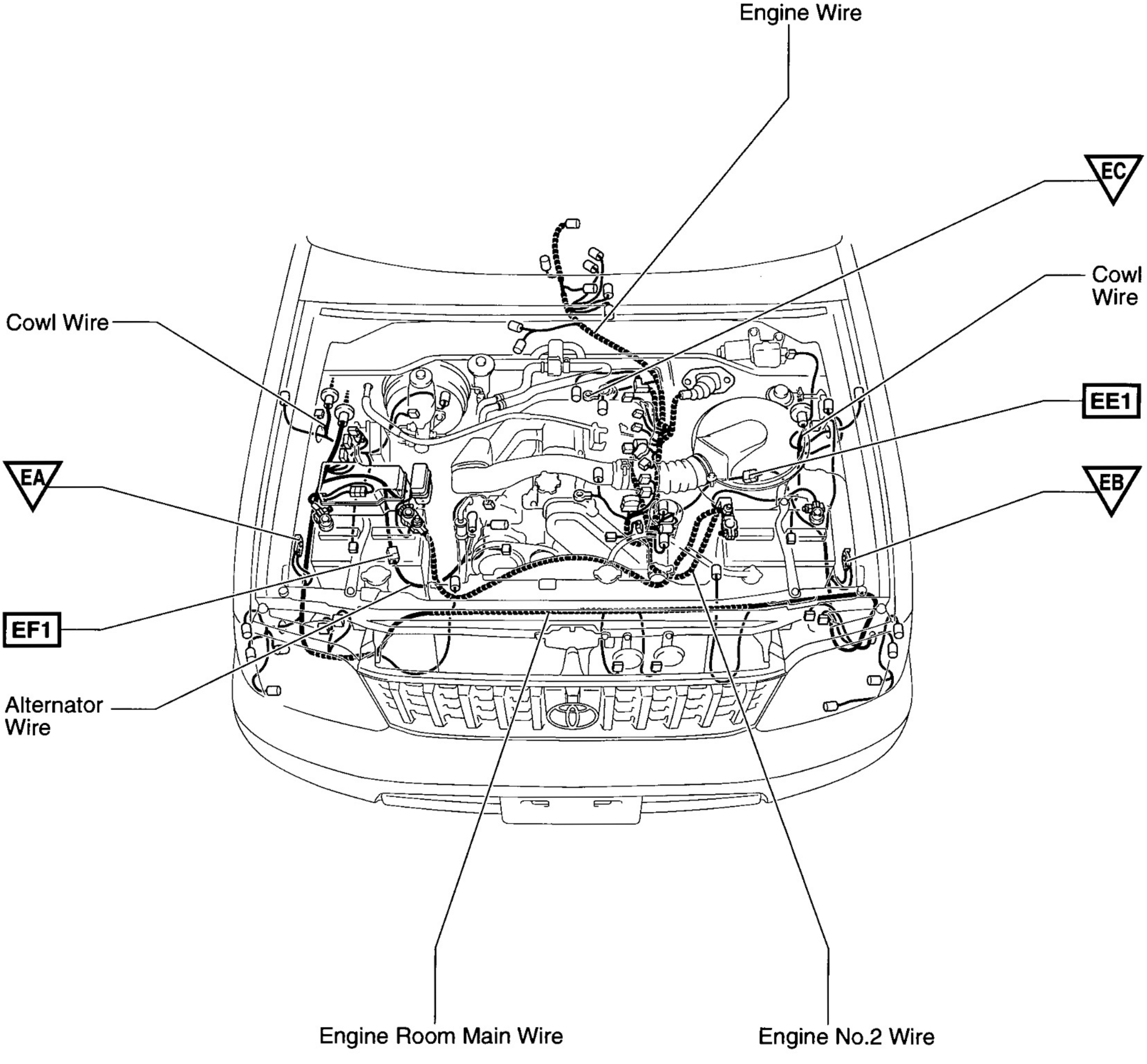

Connector Joining Wire Harness and Wire Harness

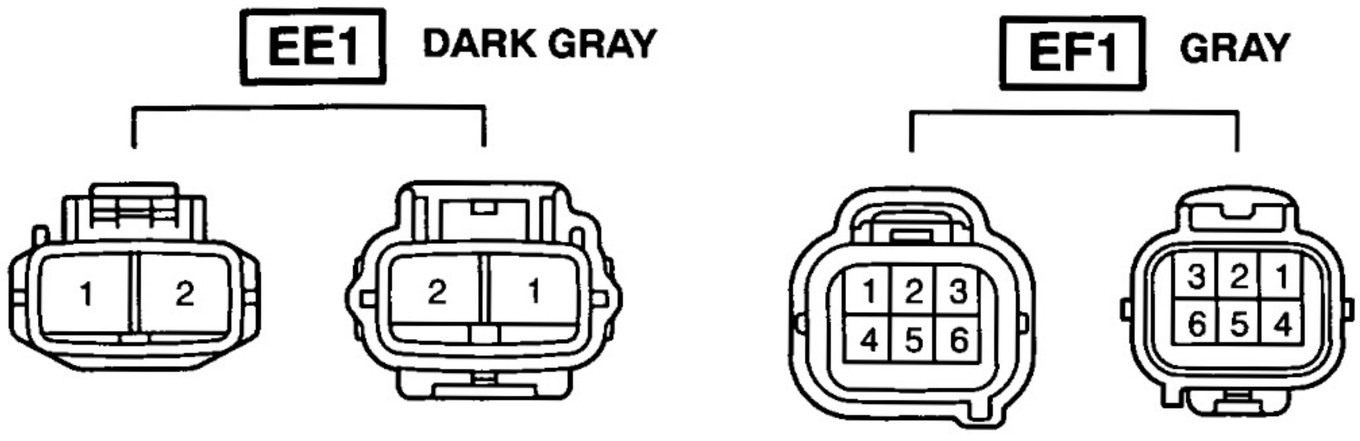

Code	Joining Wire Harness and Wire Harness (Connector Location)
EE1	Engine Room Main Wire and Engine Wire (Near the Air Cleaner)
EF1	Alternator Wire and Engine Room Main Wire (Near the Engine Room R/B)

E ELECTRICAL WIRING ROUTING

▭ : Location of Connector Joining Wire Harness and Wire Harness
▽ : Location of Ground Points

[RHD : 3L]

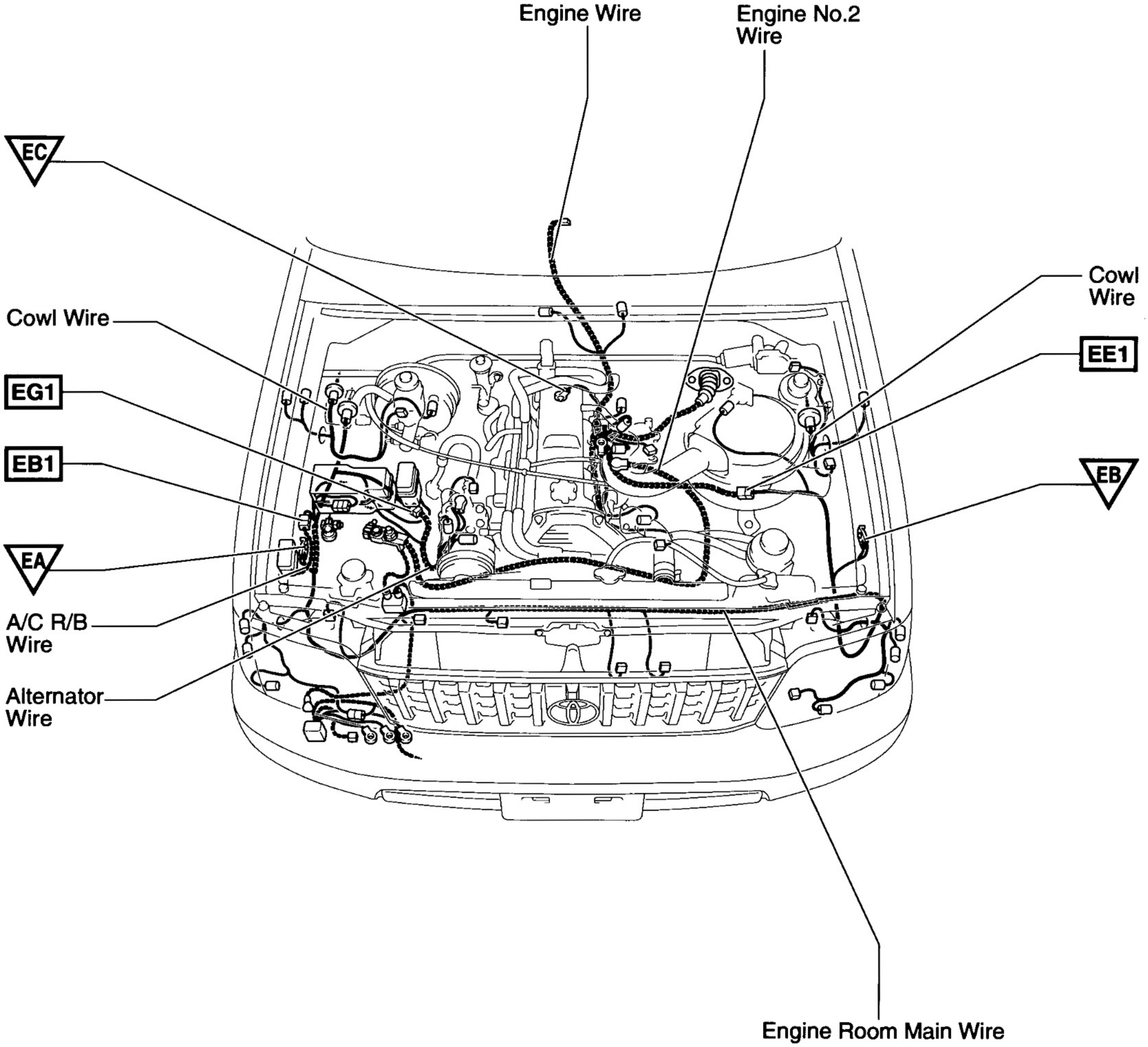

Connector Joining Wire Harness and Wire Harness

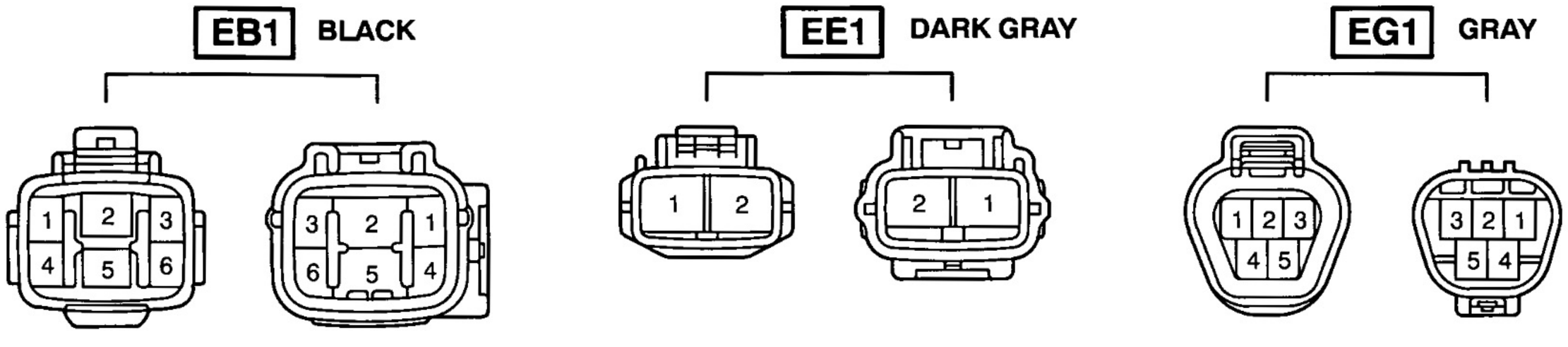

Code	Joining Wire Harness and Wire Harness (Connector Location)
EB1	Engine Room Main Wire and A/C R/B Wire (Near the Engine Room R/B)
EE1	Engine Room Main Wire and Engine Wire (Near the Air Cleaner)
EG1	Alternator Wire and Engine Room Main Wire (Near the Engine Room R/B)

E ELECTRICAL WIRING ROUTING

▭ : Location of Connector Joining Wire Harness and Wire Harness
▽ : Location of Ground Points

[RHD]

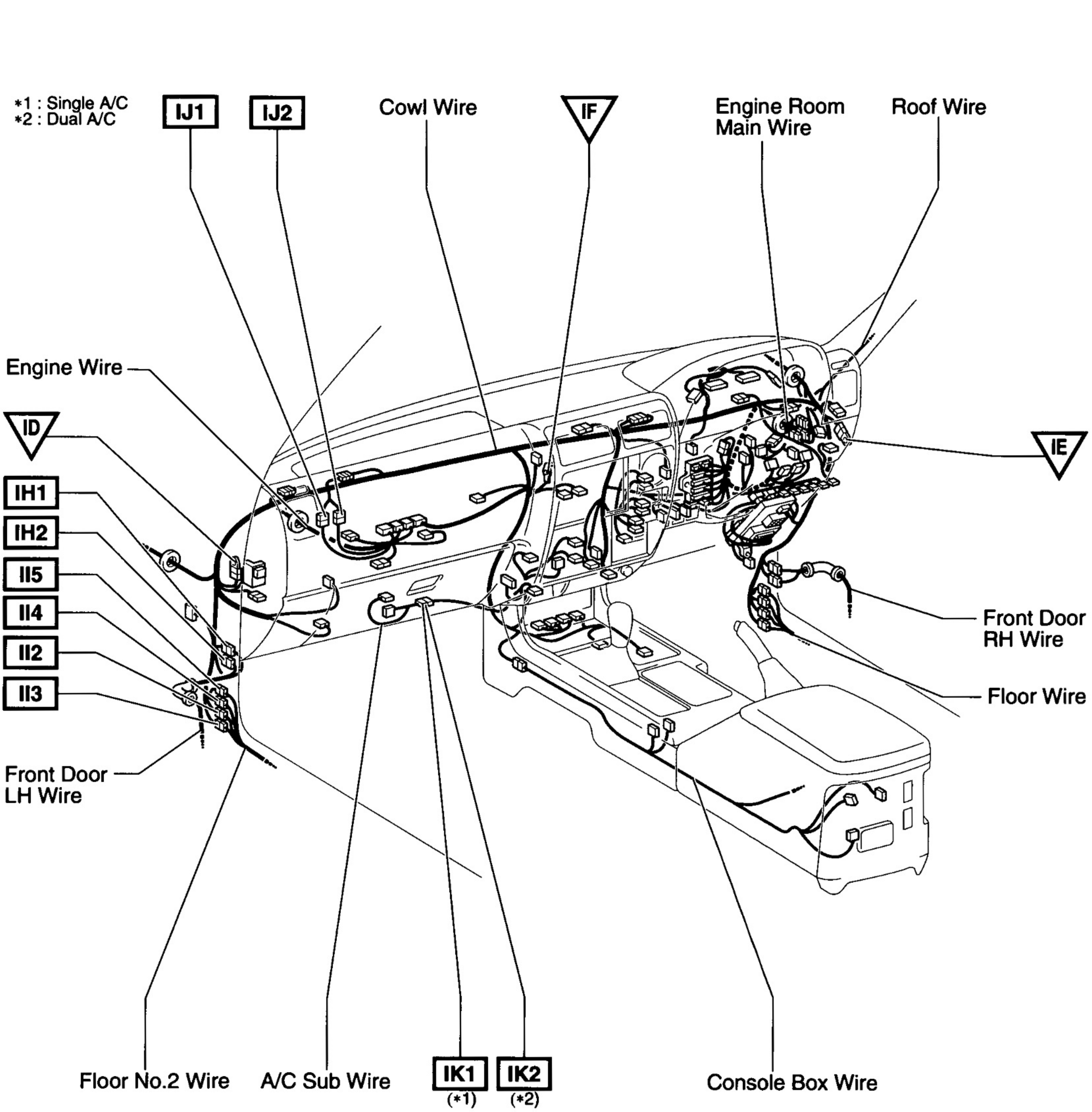

Connector Joining Wire Harness and Wire Harness

IH1 BLUE

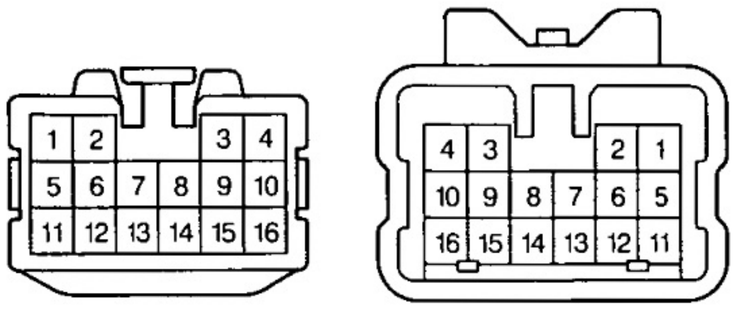

IH2

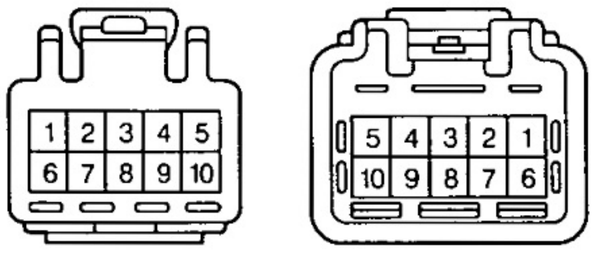

II2 BROWN

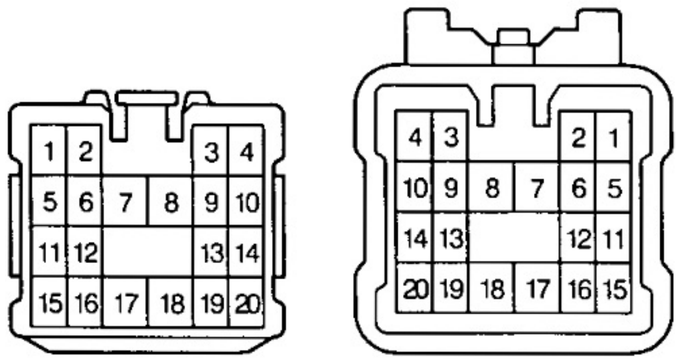

II3 ORANGE

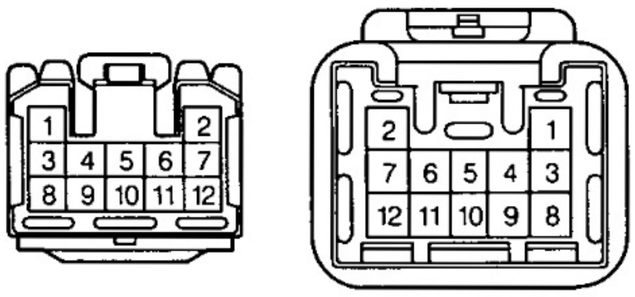

II4



II5 YELLOW

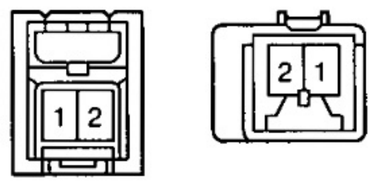

IJ1

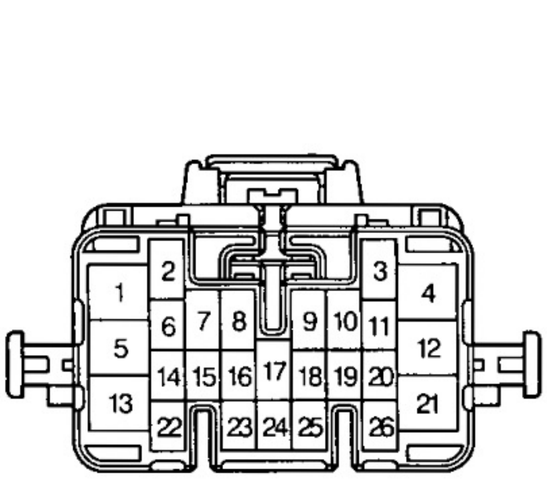

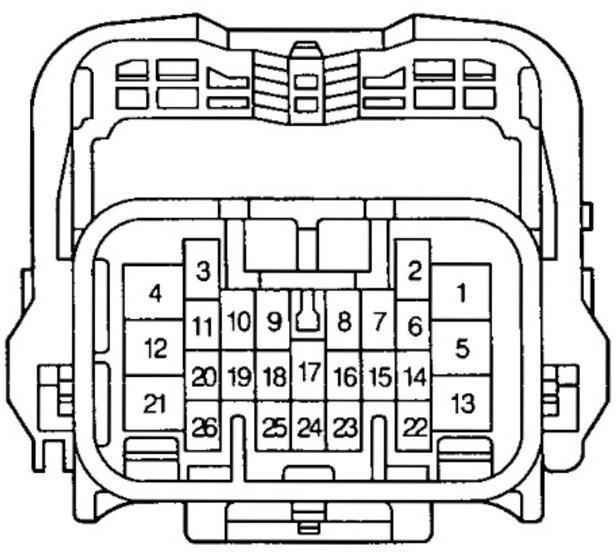

IJ2

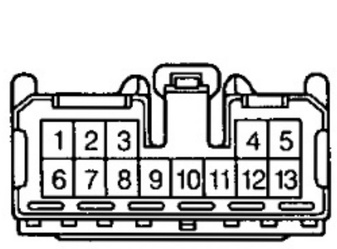

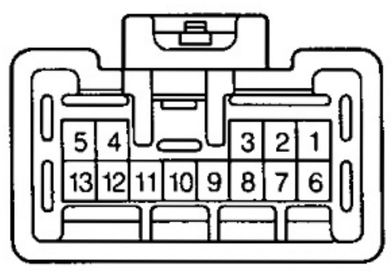

IK1

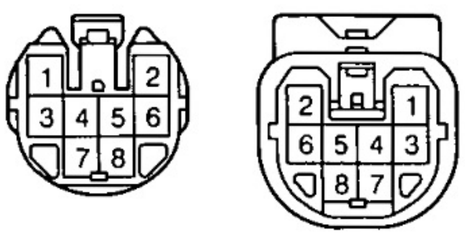

IK2 BLUE

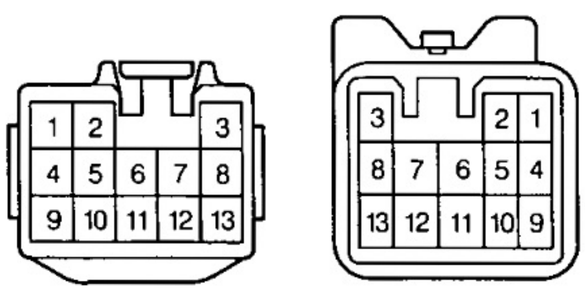

Code	Joining Wire Harness and Wire Harness (Connector Location)
IH1	Front Door LH Wire and Cowl Wire (Left Kick Panel)
IH2	
II2	Floor No.2 Wire and Cowl Wire (Left Kick Panel)
II3	
II4	
II5	
IJ1	Engine Wire and Cowl Wire (Behind the Glove Box)
IJ2	
IK1	Cowl Wire and A/C Sub Wire (Near the A/C Unit)
IK2	

▭ : Location of Connector Joining Wire Harness and Wire Harness

[RHD]

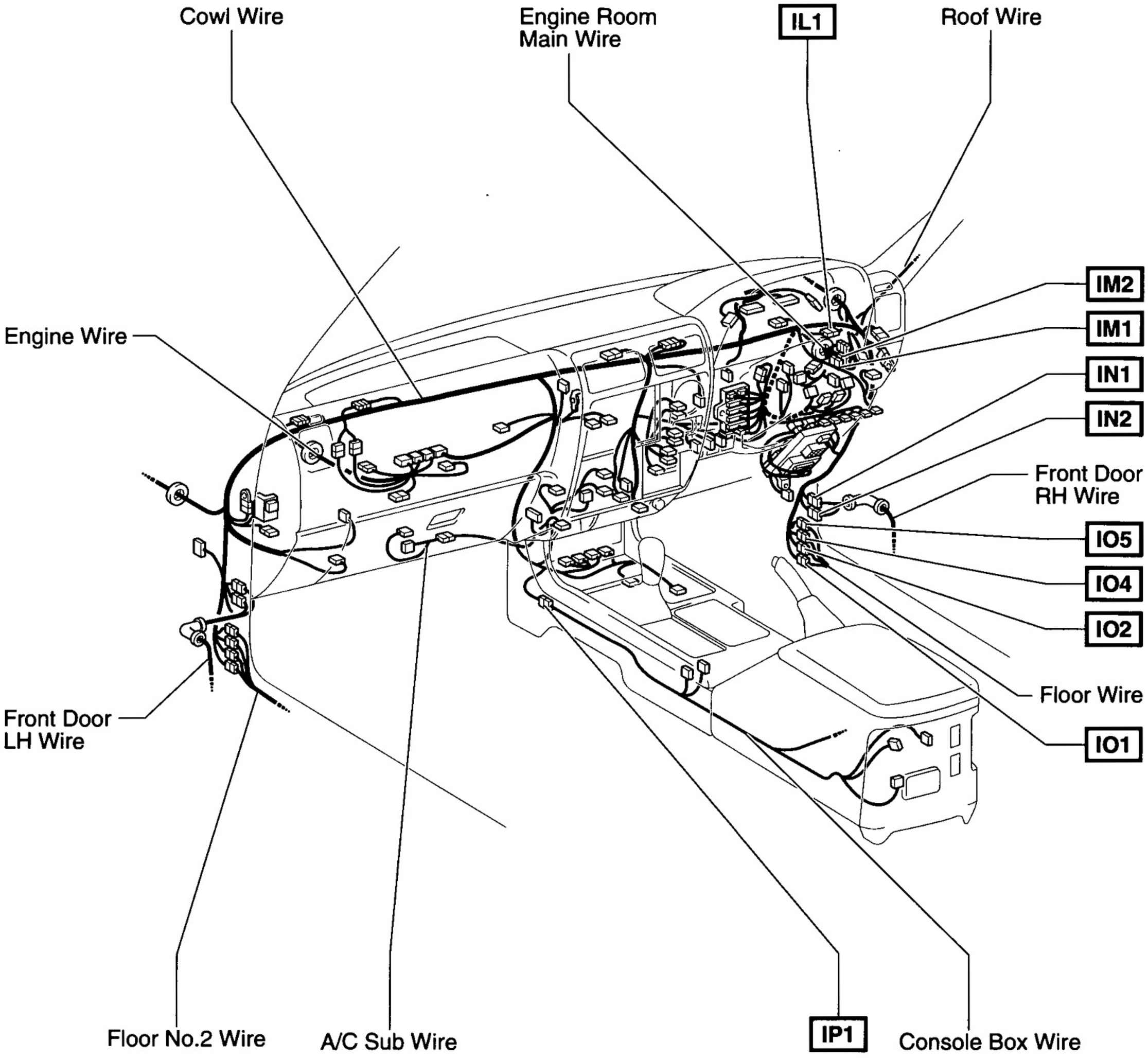

Connector Joining Wire Harness and Wire Harness

IL1

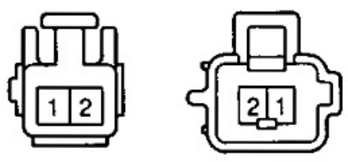

IM1 BLACK



IM2 GRAY

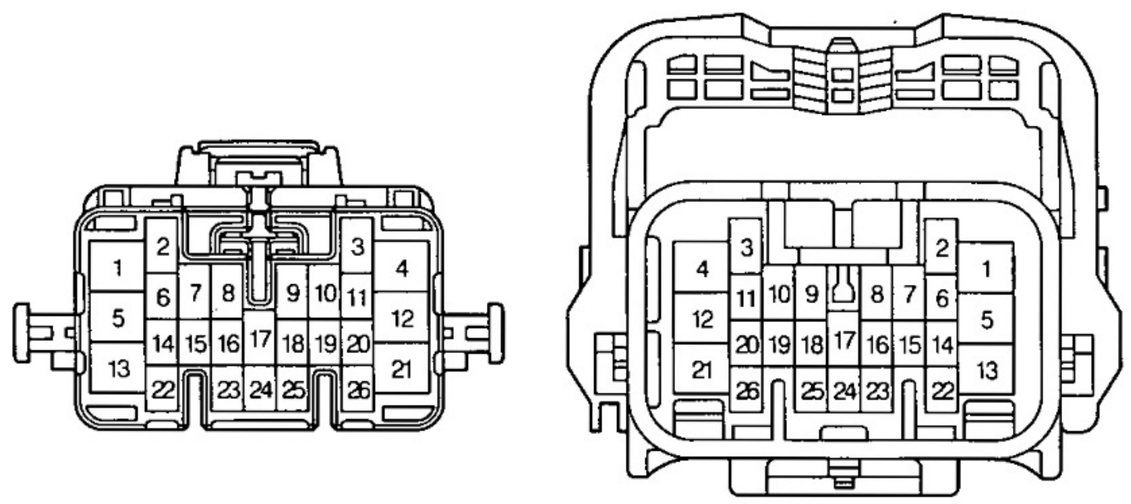

IN1

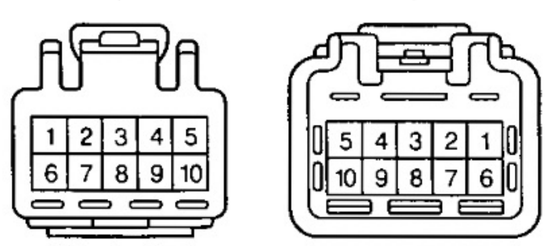

IN2 BLUE

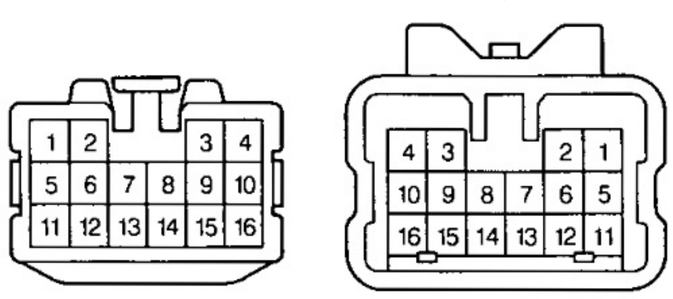

IO1 DARK GRAY

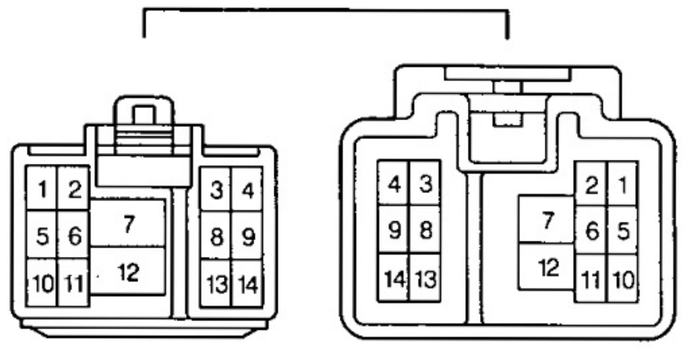

IO2 BROWN

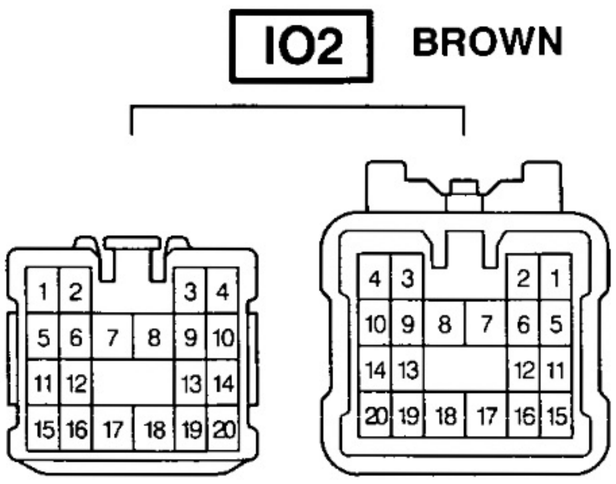

IO4

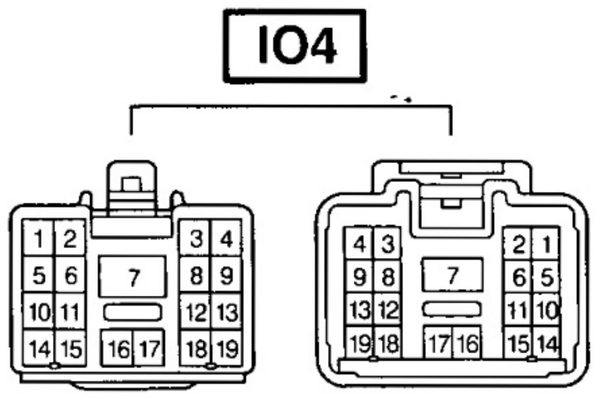

IO5 YELLOW

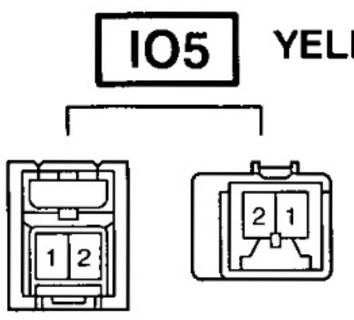

IP1 DARK GRAY

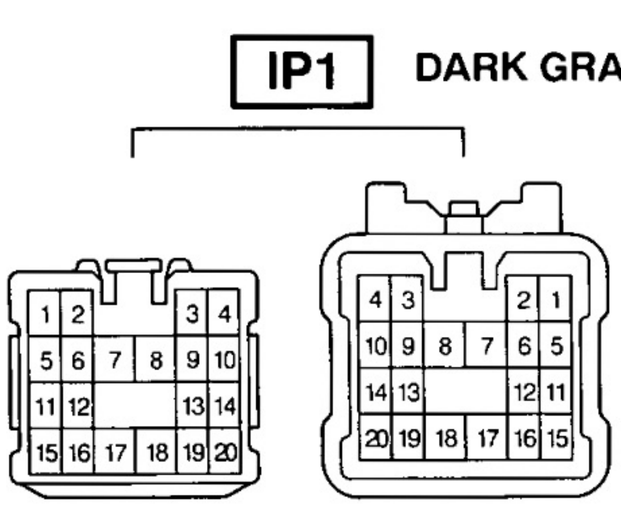

Code	Joining Wire Harness and Wire Harness (Connector Location)
IL1	Roof Wire and Cowl Wire (Instrument Panel Reinforcement RH)
IM1	Engine Room Main Wire and Cowl Wire (Cowl Side Panel RH)
IM2	
IN1	Front Door RH Wire and Cowl Wire (Right Kick Panel)
IN2	
IO1	Floor Wire and Cowl Wire (Right Kick Panel)
IO2	
IO4	
IO5	
IP1	Console Box Wire and Cowl Wire (Under the Instrument Panel Brace LH)

E ELECTRICAL WIRING ROUTING

□ : Location of Connector Joining Wire Harness and Wire Harness
▽ : Location of Ground Points

[RHD : 5-Door]

English

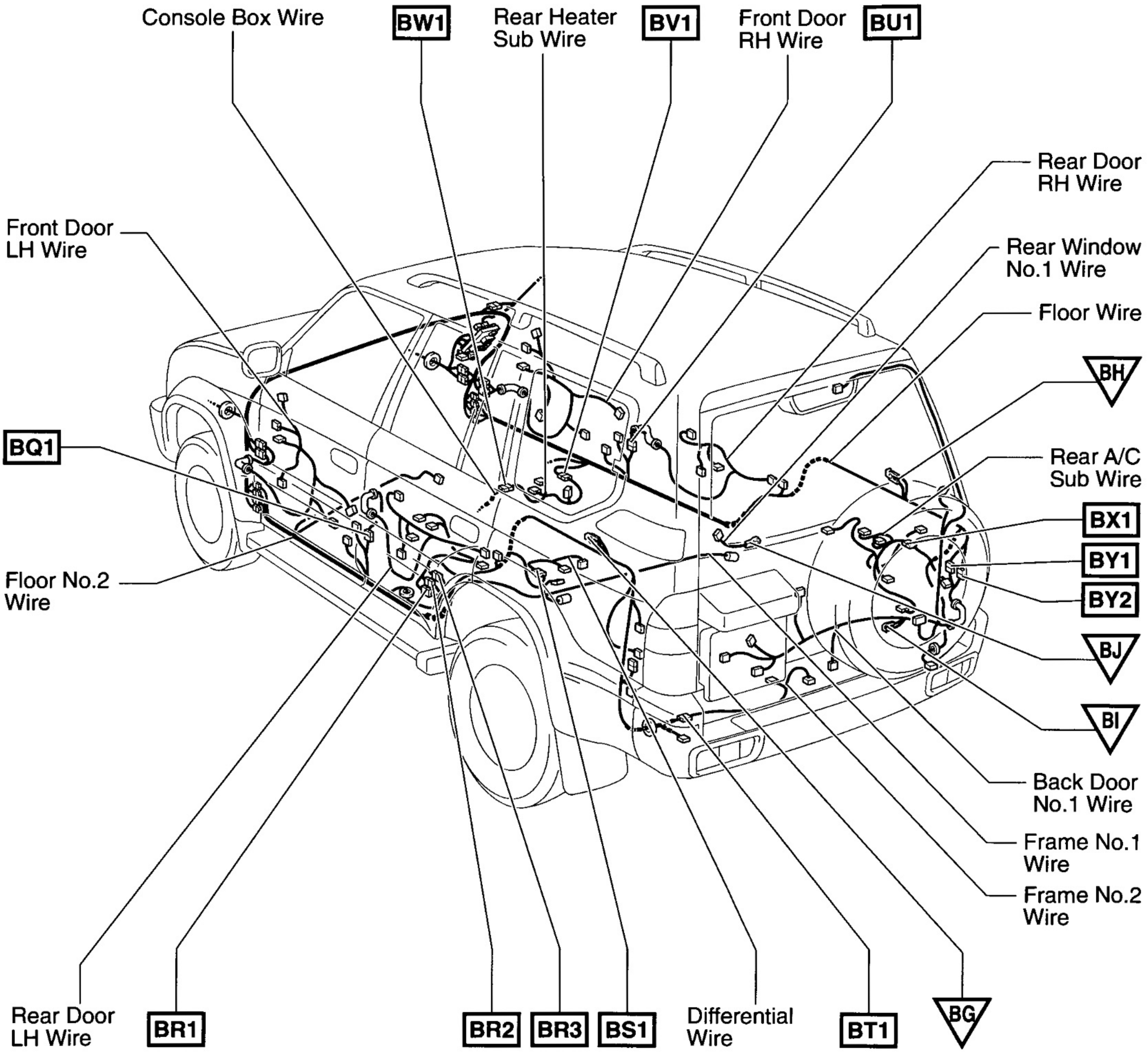

Connector Joining Wire Harness and Wire Harness

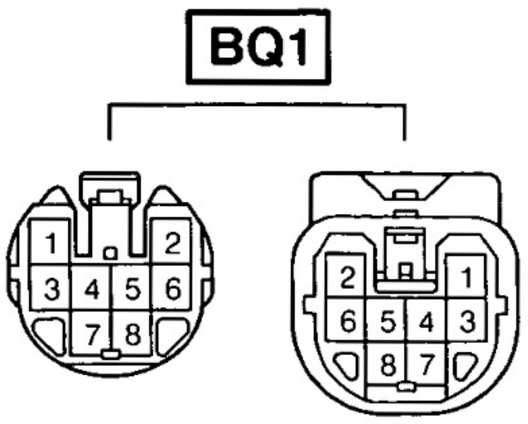

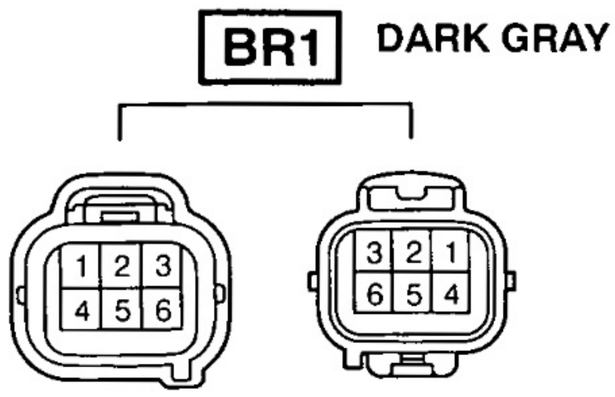

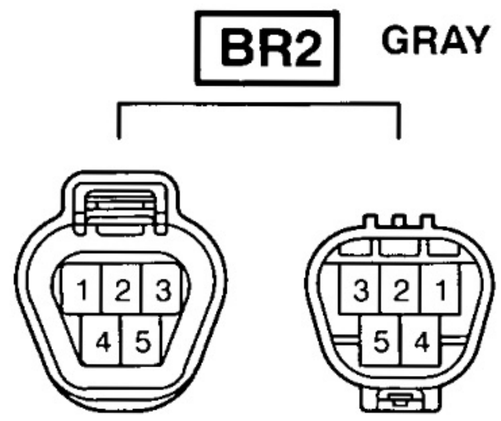

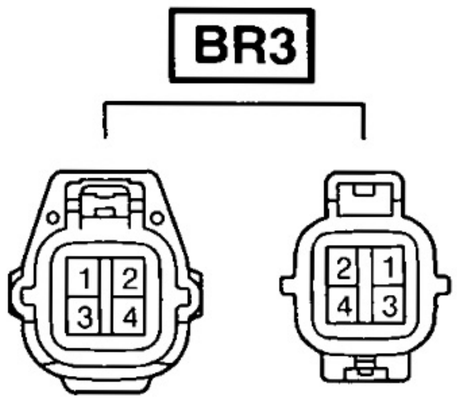

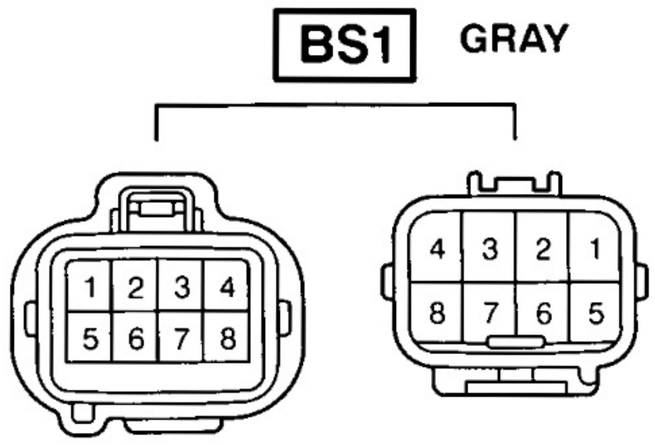

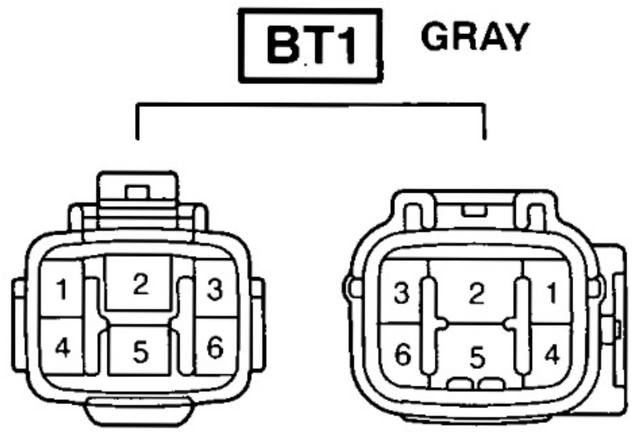

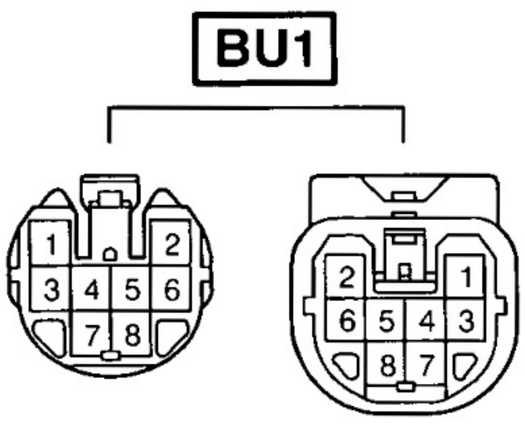

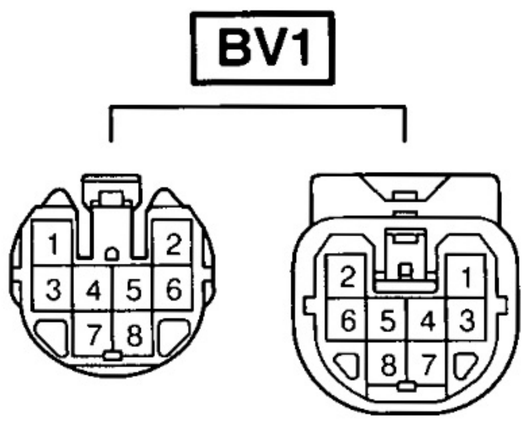

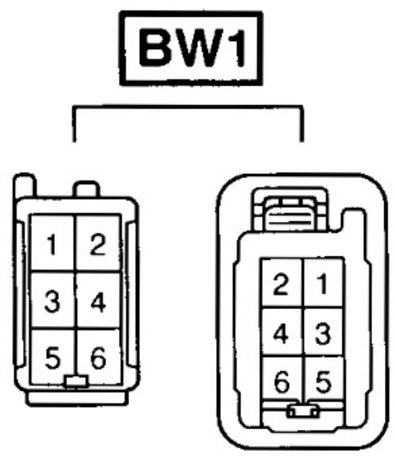

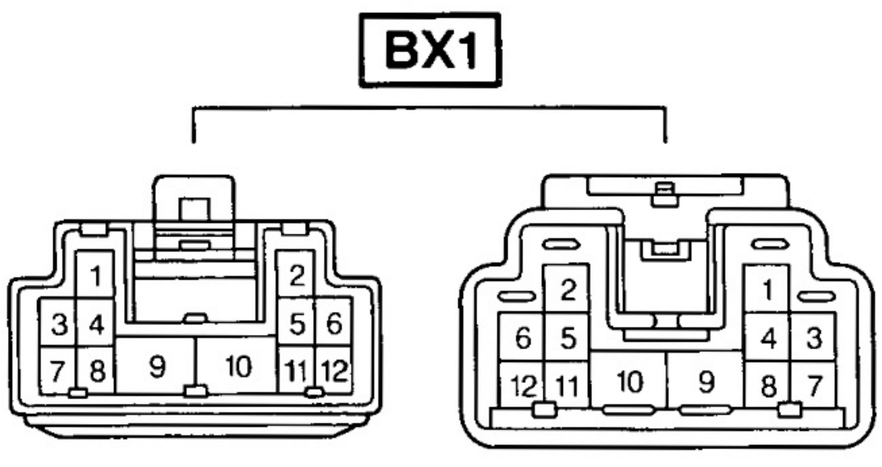

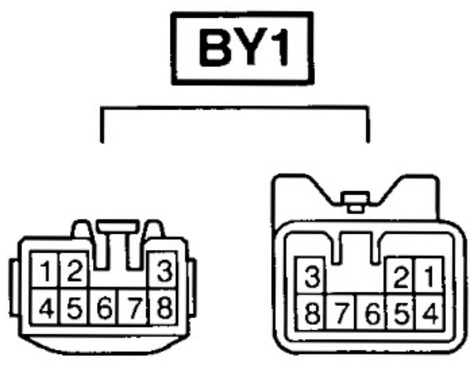

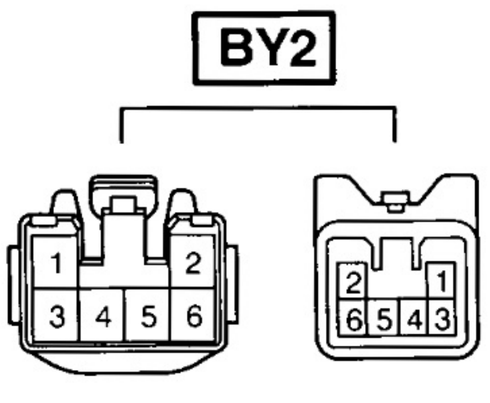

Code	Joining Wire Harness and Wire Harness (Connector Location)
BQ1	Rear Door LH Wire and Floor No.2 Wire (Center Pillar LH)
BR1	Floor No.2 Wire and Frame No.1 Wire (Under the Left Side of Rear Seat Cushion)
BR2	
BR3	
BS1	Frame No.1 Wire and Differential Wire (Upper the Rear Axle Housing Left)
BT1	Floor No.2 Wire and Frame No.2 Wire (Left Quarter Panel Inner)
BU1	Rear Door RH Wire and Floor Wire (Center Pillar RH)
BV1	Floor Wire and Rear Heater Sub Wire (Under the Driver's Seat)
BW1	Rear Heater Sub Wire and Console Box Wire (Under the Driver's Seat)
BX1	Floor Wire and Rear A/C Sub Wire (Right Quarter Panel Inner)
BY1	Back Door No.1 Wire and Floor Wire (Right Quarter Panel Inner)
BY2	

E ELECTRICAL WIRING ROUTING

▭ : Location of Connector Joining Wire Harness and Wire Harness
▽ : Location of Ground Points

[RHD : 3-Door]

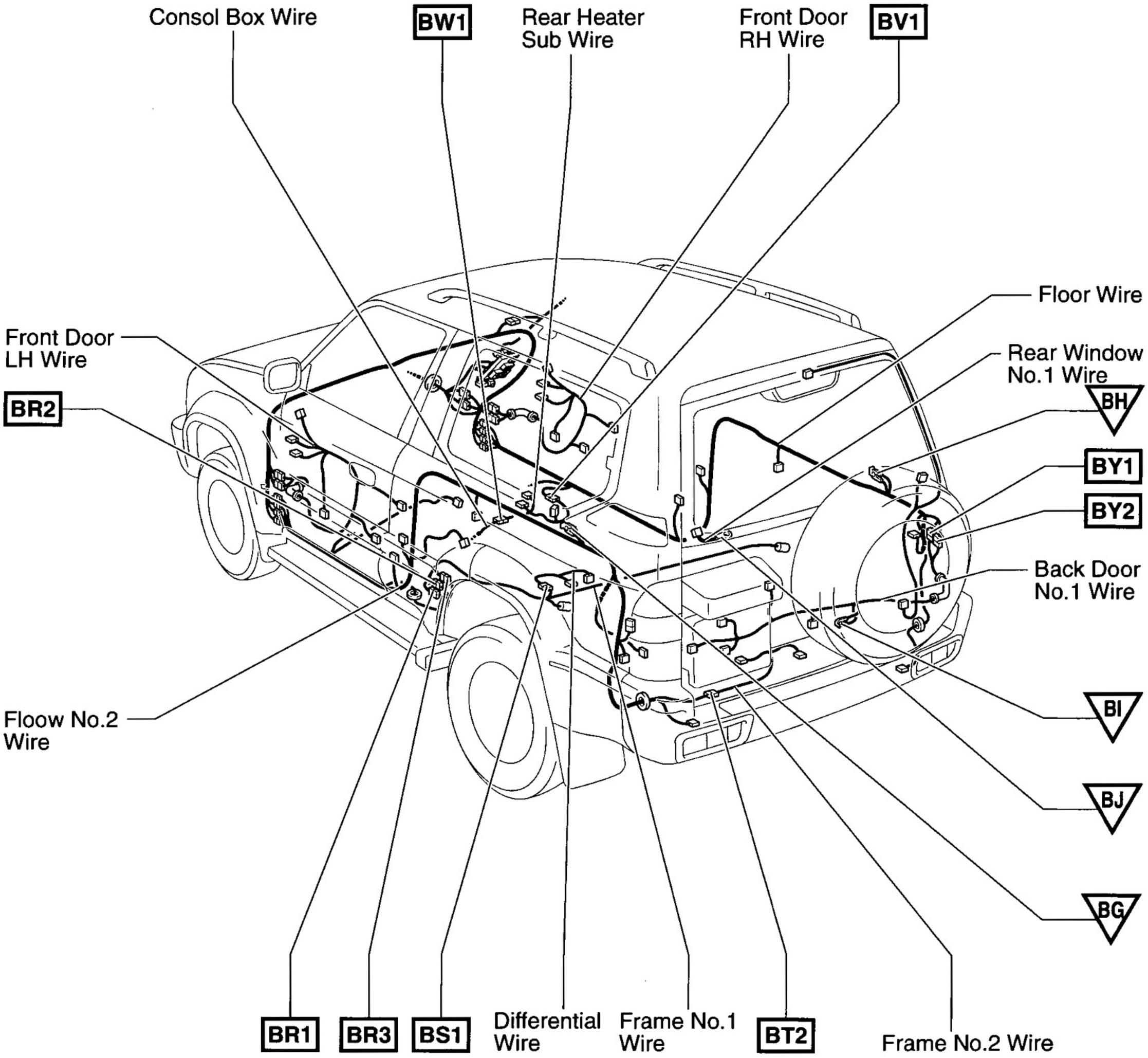

Connector Joining Wire Harness and Wire Harness

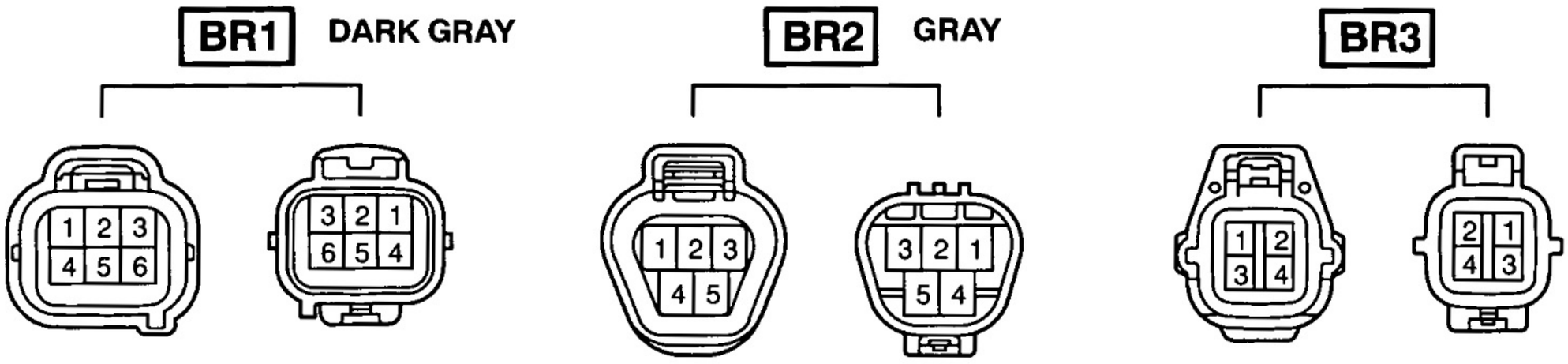

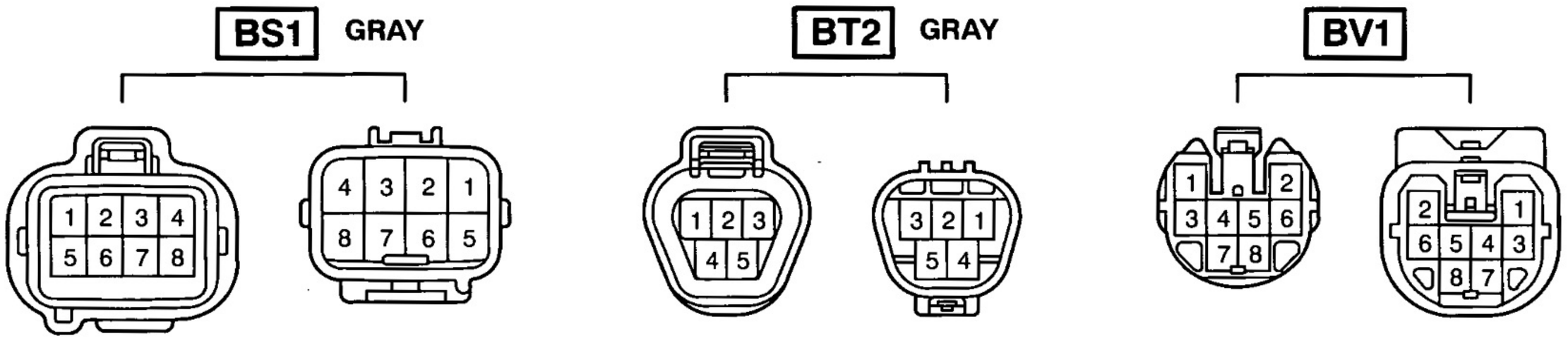

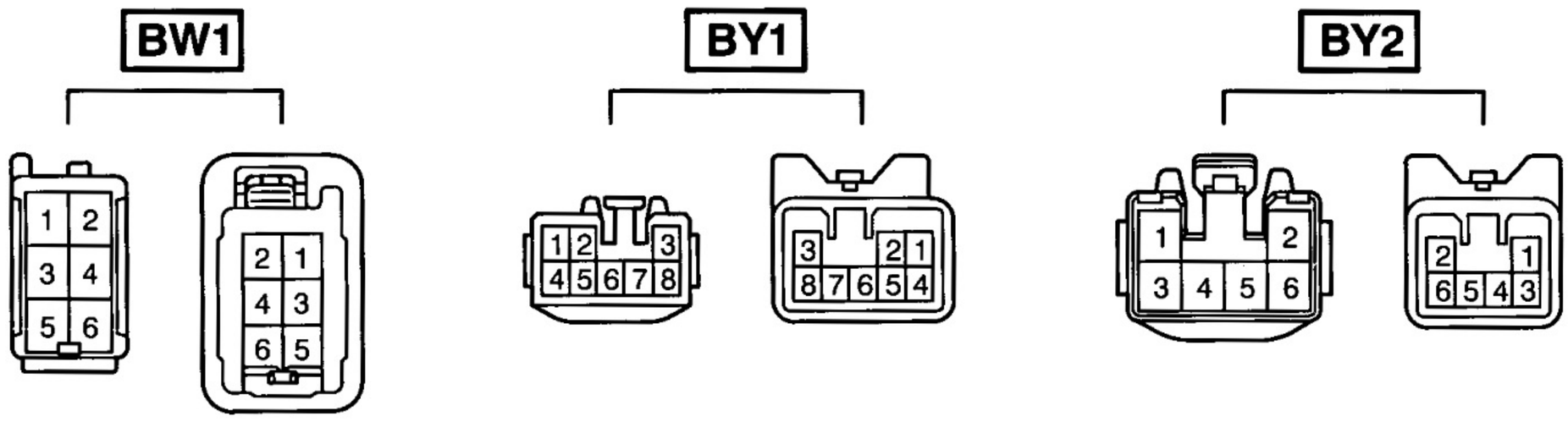

Code	Joining Wire Harness and Wire Harness (Connector Location)
BR1	Floor No.2 Wire and Frame No.1 Wire (Under the Left Side of Rear Seat Cushion)
BR2	
BR3	
BS1	Frame No.1 Wire and Differential Wire (Upper the Rear Axle Housing Left)
BT2	Floor No.2 Wire and Frame No.2 Wire (Left Quarter Panel Inner)
BV1	Floor Wire and Rear Heater Sub Wire (Under the Driver's Seat)
BW1	Rear Heater Sub Wire and Console Box Wire (Under the Driver's Seat)
BY1	Back Door No.1 Wire and Floor Wire (Right Quarter Panel Inner)
BY2	

English

□ : Location of Connector Joining Wire Harness and Wire Harness

[RHD]

(w/ Moon Roof)

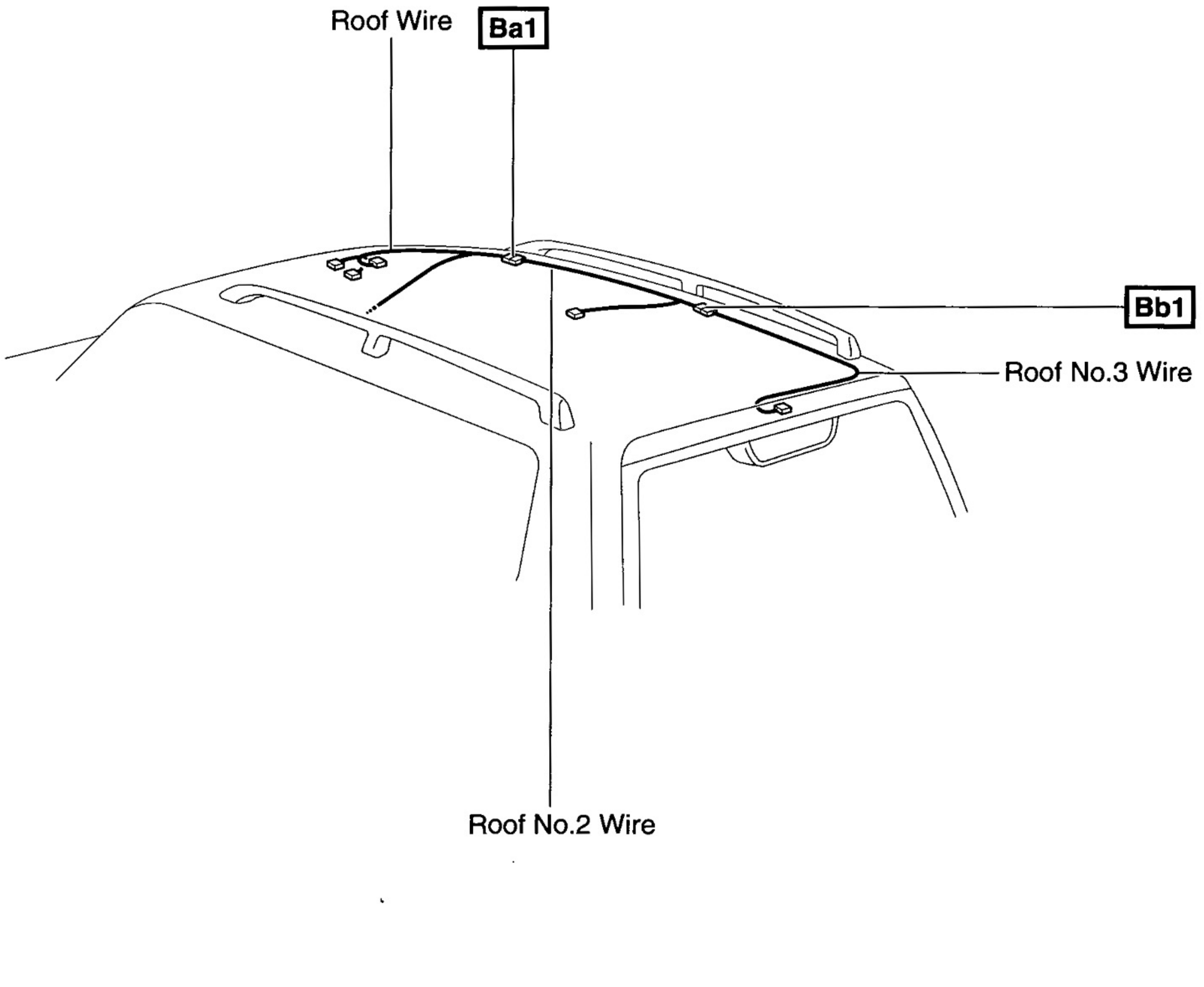

Connector Joining Wire Harness and Wire Harness

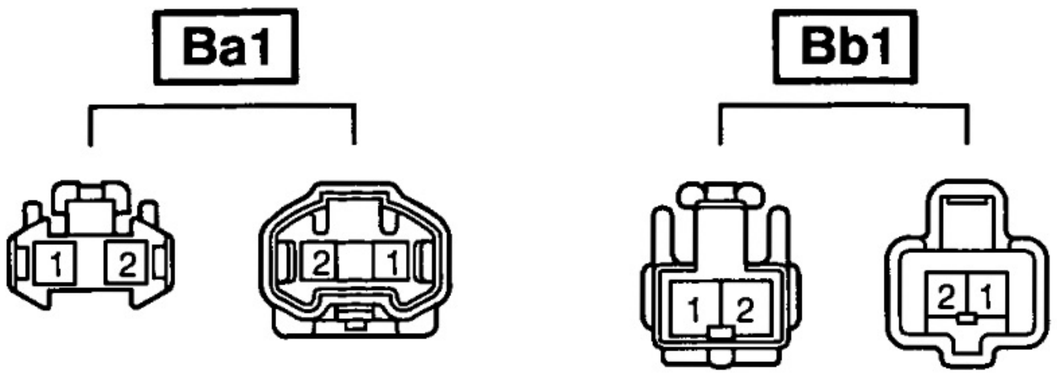

Code	Joining Wire Harness and Wire Harness (Connector Location)
Ba1	Roof Wire and Roof No.2 Wire (Roof Side RH)
Bb1	Roof No.3 Wire and Roof No.2 Wire (Roof Side RH)

□ : Location of Connector Joining Wire Harness and Wire Harness

[RHD]

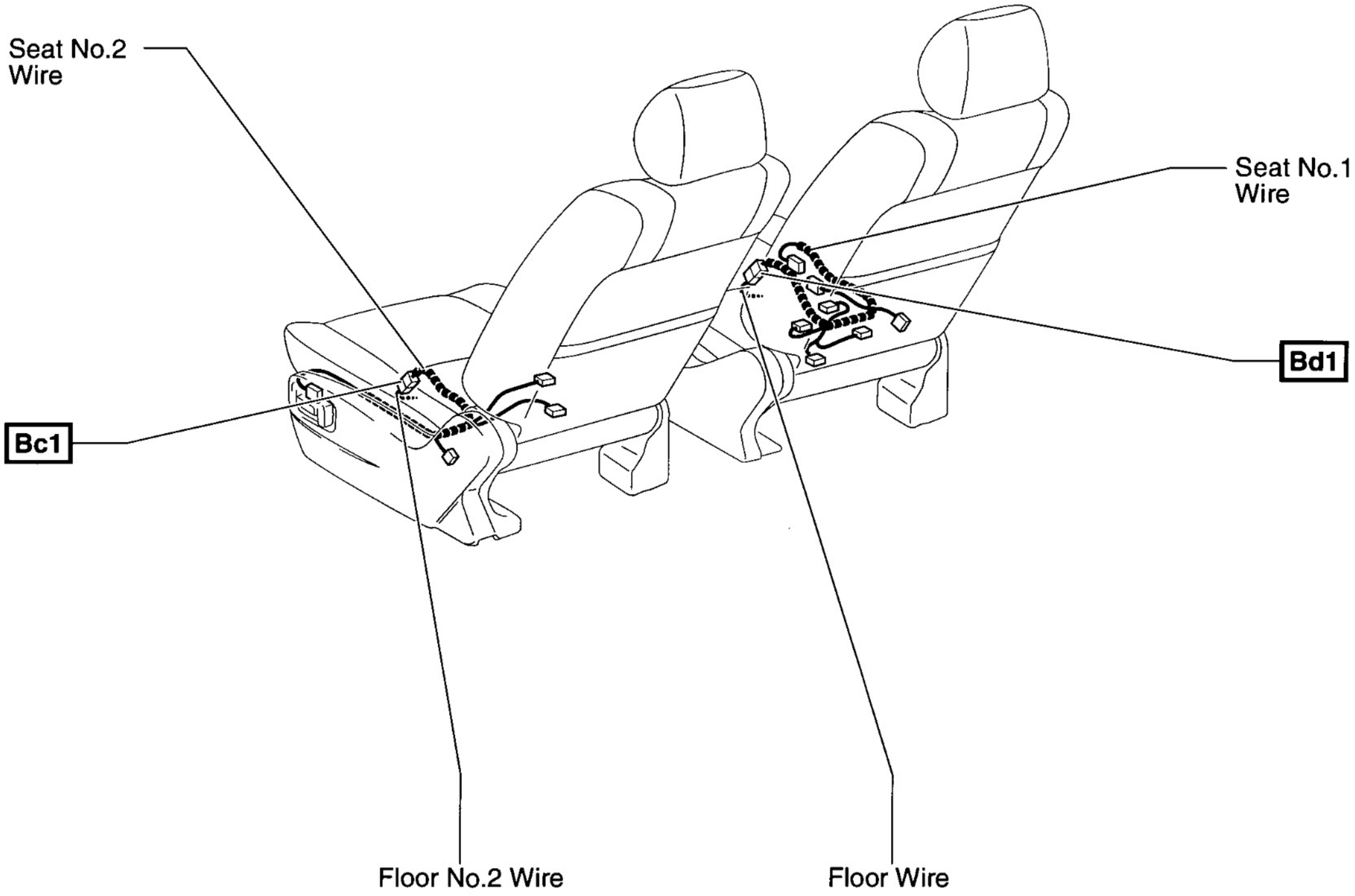

Connector Joining Wire Harness and Wire Harness

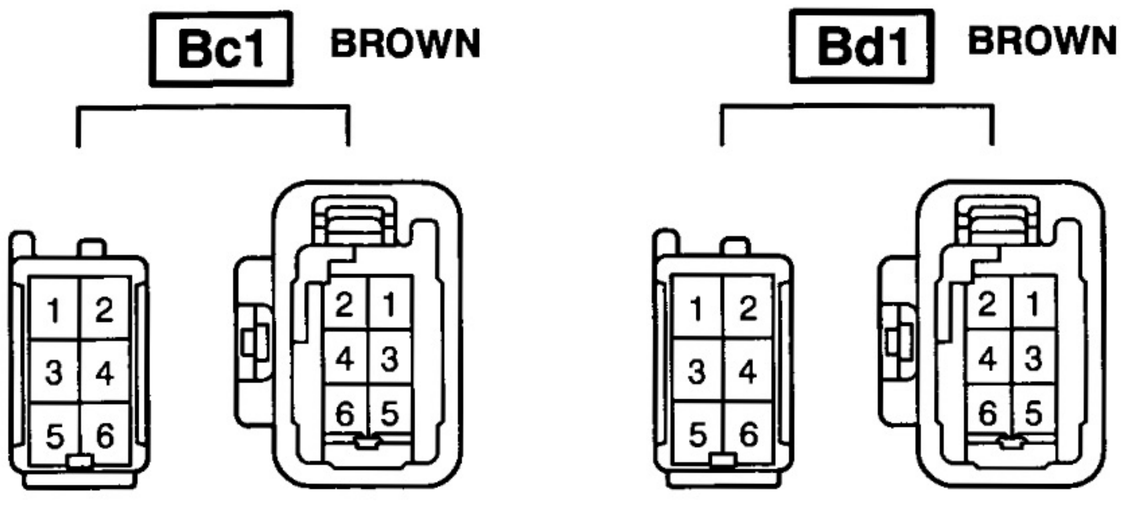

Code	Joining Wire Harness and Wire Harness (Connector Location)
Bc1	Floor No.2 Wire and Seat No.2 Wire (Under the Front Passenger's Seat)
Bd1	Floor Wire and Seat No.1 Wire (Under the Driver's Seat)

F CONNECTOR LIST

A1
BLACK



A2
GRAY

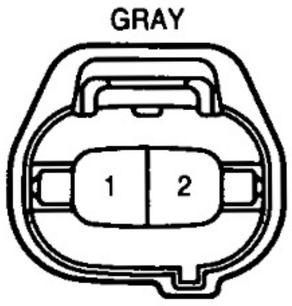

A3
GRAY



A4
DARK GRAY



A5
(5VZ-FE, 3RZ-FE) GRAY



A5
(1KZ-TE)

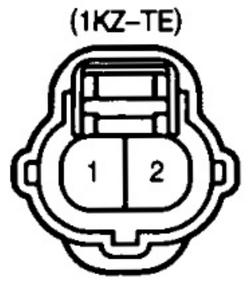

A6
GRAY



A7
BLACK

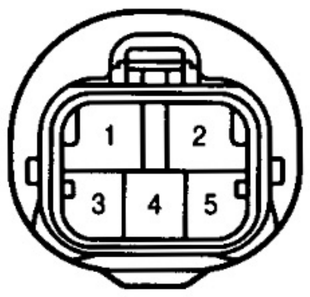

A8
GRAY



A9
GRAY



A10
GRAY



A11
GRAY



A12



A13
(5VZ-FE) BLACK

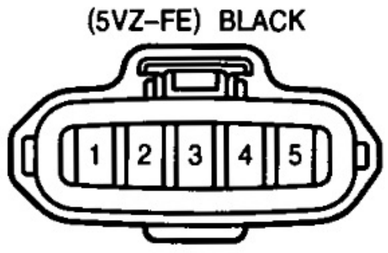

A13
(3RZ-FE) BLACK



A14
(Except LHD Diesel) GRAY

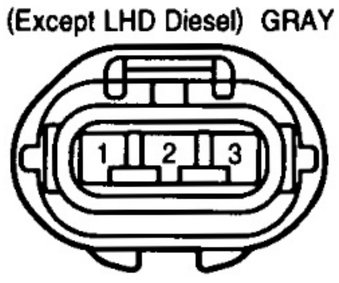

A14
(LHD Diesel) BLACK

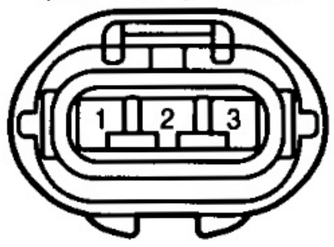

A15

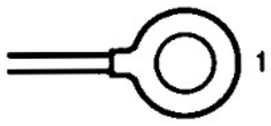

A16
GRAY



A17
(Dual A/C) BLACK

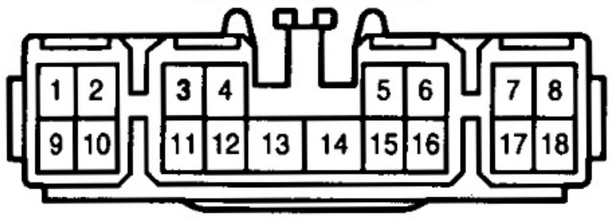

A17
(Single A/C) BLACK



A18
BLACK



A19



A20
BLACK



A21

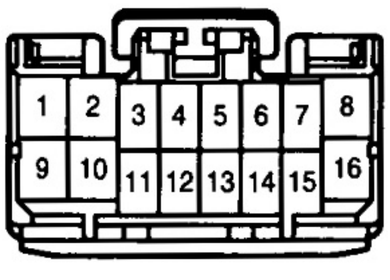

A22

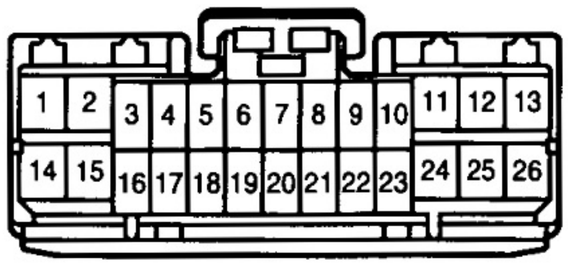

A23

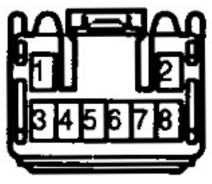

A25
YELLOW



A26
YELLOW



A27
BLACK



A28
DARK GRAY



A29
BLACK

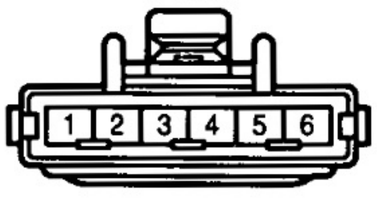

A30



A31
GRAY



A32
GRAY



B1
GRAY



B2
GRAY



B3
BLACK



B4
(Except G. C. C.) BLACK



B4
(G. C. C.) BLACK

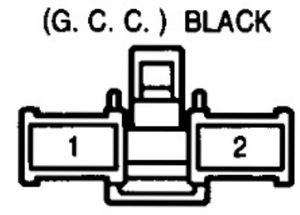

B5
BLACK



B6

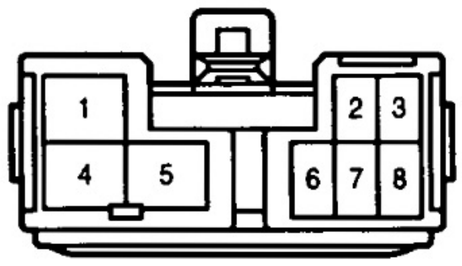

B7



B8



B9



C1
BLACK



C2
GRAY

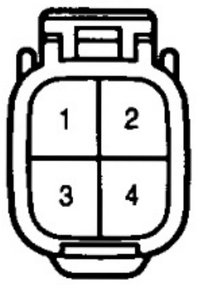

C3
BLACK

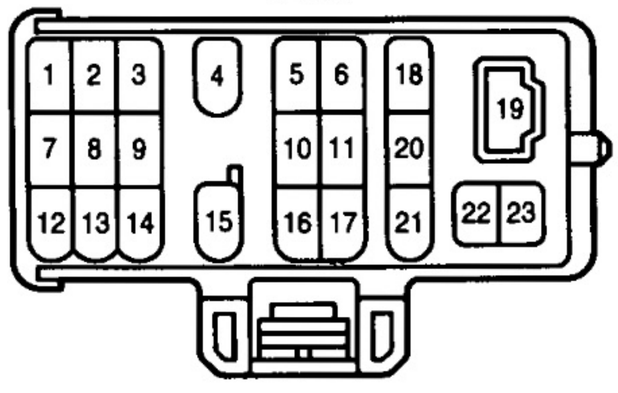

C4
(5VZ-FE) BLACK



C4
(3RZ-FE) GRAY



C4
(1KZ-TE) BLACK



C5
(LHD) BLACK



C5
(RHD) GRAY



C6



C7
GRAY



C8

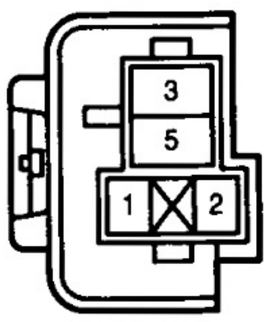

C9



C10
DARK GRAY



C11
GRAY

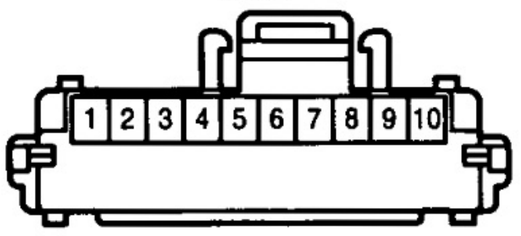

C12
BLUE

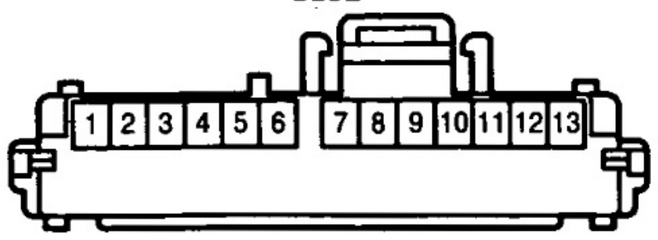

C13

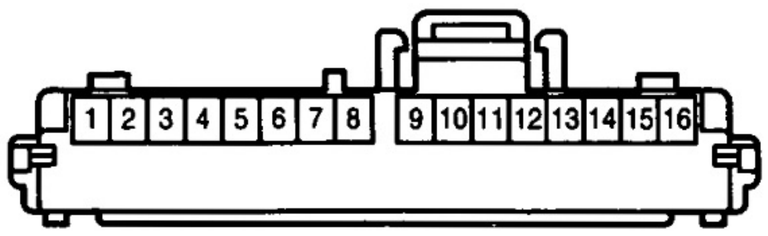

F CONNECTOR LIST

English

C14
BROWN

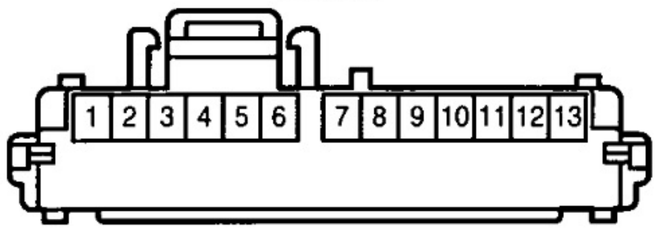

C15
(LHD, RHD Europe)

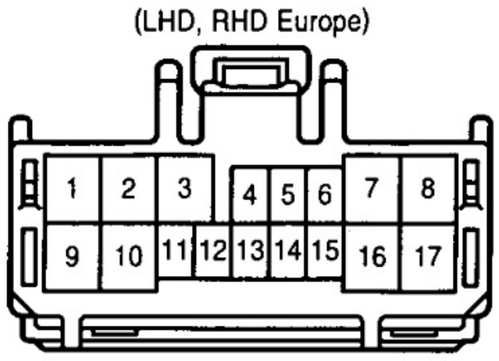

C15
(RHD Except Europe)

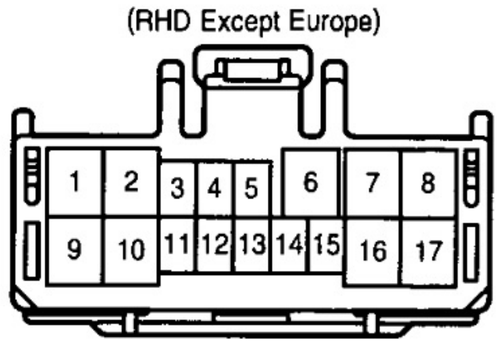

C16
BLACK



C17
(w/ SRS w/ Cruise Control) BLACK

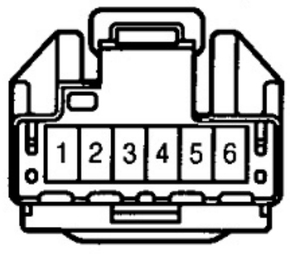

C17
(w/o SRS w/ Cruise Control) BLACK

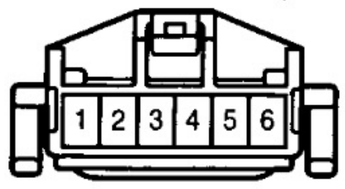

C18
(LHD) BLUE



C18
(RHD)



C19
(LHD)

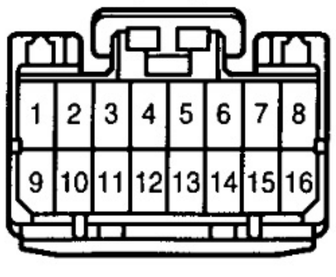

C19
(RHD) GREEN



C20
YELLOW

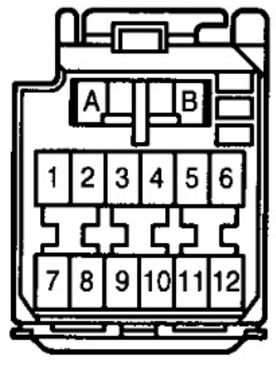

C21
YELLOW



C22
YELLOW

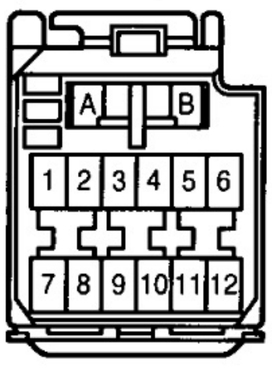

D 1
BLUE

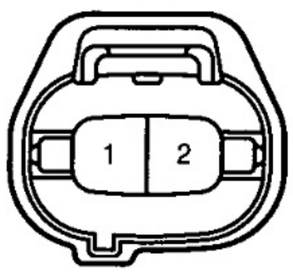

D 2
BLUE

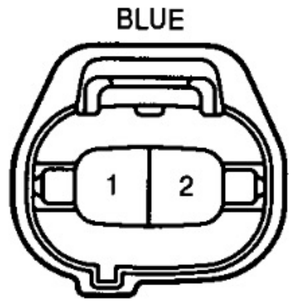

D 3
GRAY

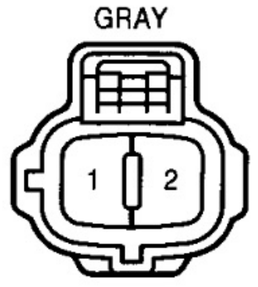

D 4
BLACK



D 5
BLUE

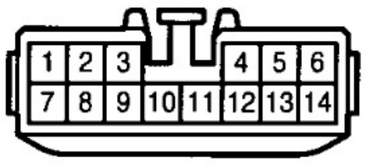

D 6
BLACK



D 7
BLACK



D 8
BLACK



D 9
ORANGE

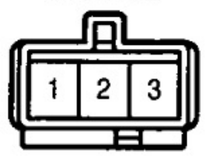

D10



D11
GRAY

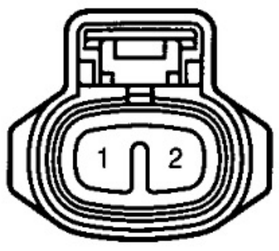

D12



D13



D14



D15



D16



D17



D18
BLACK



D19
BLACK

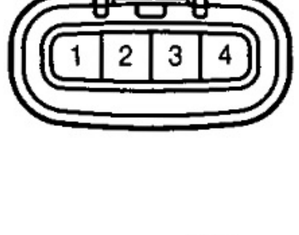

D20
BLACK

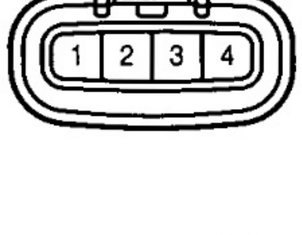

D21
BLACK

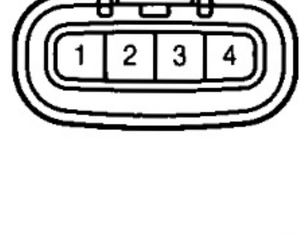

E 1
BLACK



E 2



E 3
BLACK

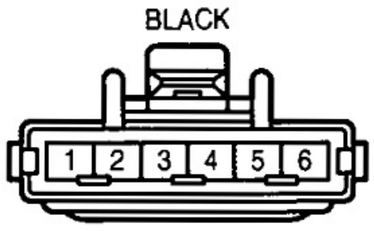

E 4
DARK GRAY



E 5
(5VZ–FE)

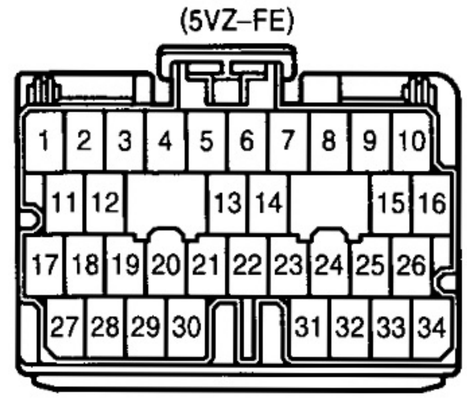

E 5
(3RZ–FE, 1KZ–TE)

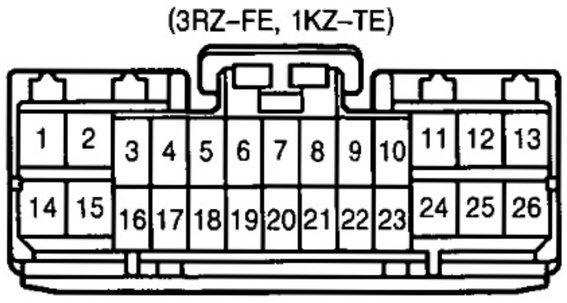

E 6
(5VZ–FE)



E 6
(3RZ–FE, 1KZ–TE)

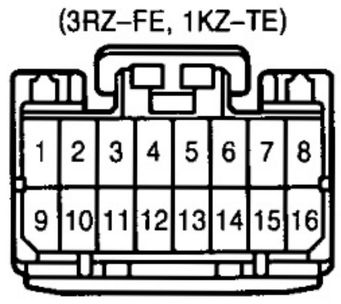

E 7
(5VZ–FE)



E 7
(3RZ–FE)

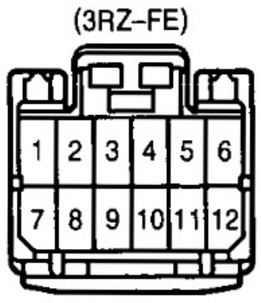

E 8
(5VZ–FE)

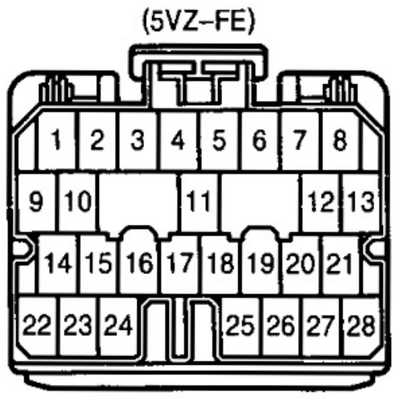

E 8
(3RZ–FE, 1KZ–TE)

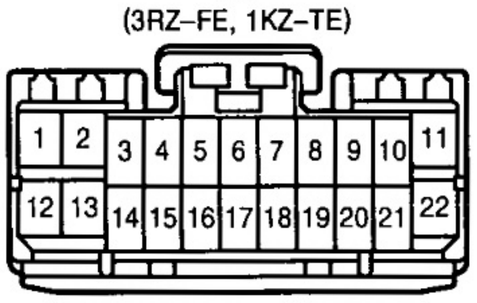

F 1
GRAY



F 2
GRAY



F 3
GRAY



F 4
GRAY



F 5
BLACK



F 6
BLACK

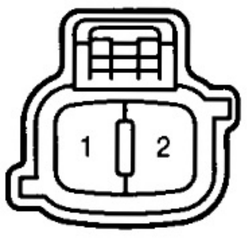

F 7
GRAY

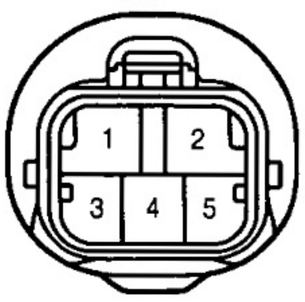

F 8
BLACK



F 9
GRAY



F10
GRAY

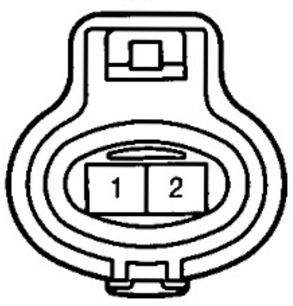

F11
DARK GRAY



F12



F CONNECTOR LIST

F13

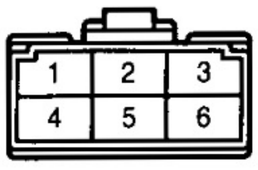

F14



F15



F16



F17



F18
DARK GRAY



F19
GREEN



F20
DARK GRAY



F21
GREEN



F22
YELLOW

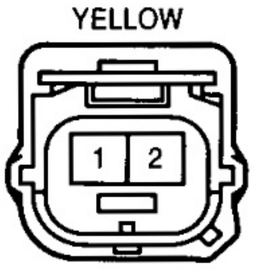

F23
YELLOW

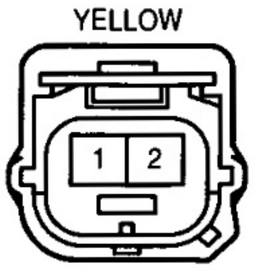

G 1

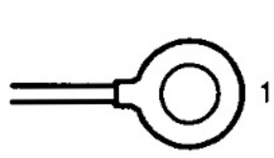

H 1
GRAY



H 2
GRAY

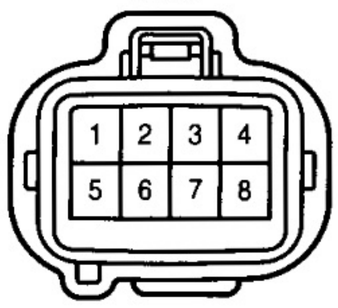

H 3
BLACK

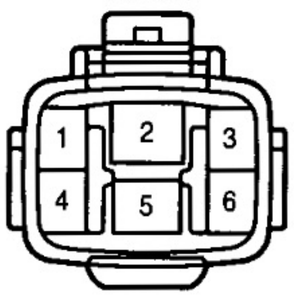

H 4

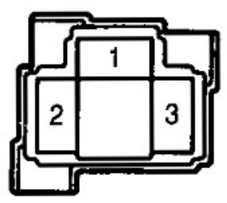

H 5

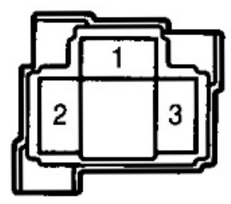

H 6
DARK GRAY



H 7
BLACK



H 8
BLACK



H 9
ORANGE

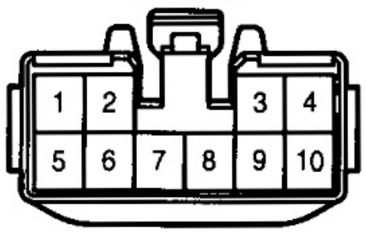

H10
GRAY

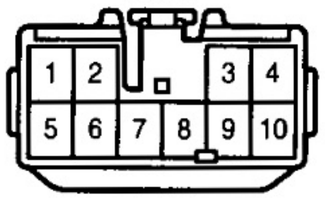

H11
GRAY



I 1
(5VZ-FE) BLACK



I 1
(3RZ-FE) BLACK



I 1
(3RZ-F) DARK GRAY



I 2
DARK GRAY



I 3
GRAY



I 4
BLACK

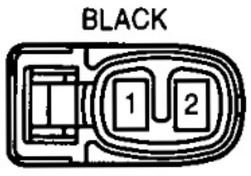

I 5
BLACK

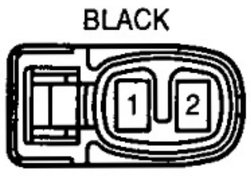

I 6
BLACK

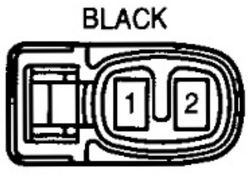

I 7
GRAY



I 8
GRAY



I 9
BROWN



I10
GRAY



I11
GRAY



I12
GRAY



I13
GRAY



I14
GRAY



I15
GRAY



I16
BLACK



I17
(5VZ-FE) GRAY



I17
(3RZ-FE) BLACK



I18
BLACK



I19

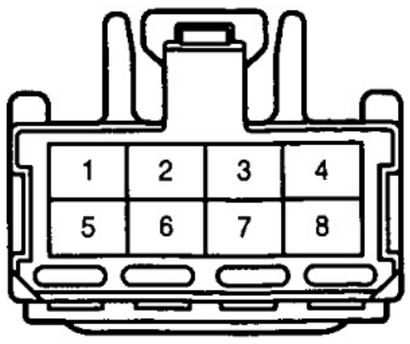

I20

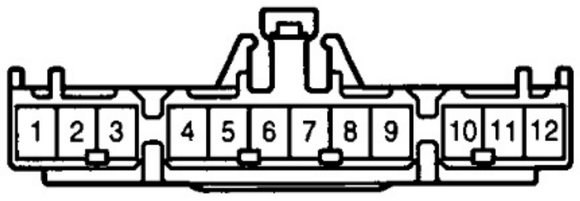

I21



I22



J1
GRAY

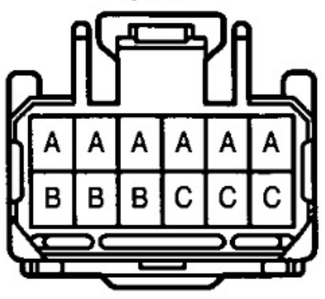

J2
GRAY

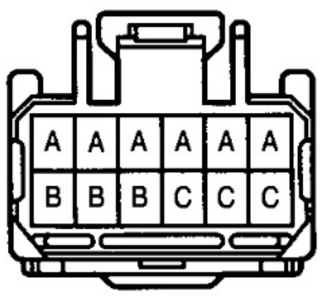

J3

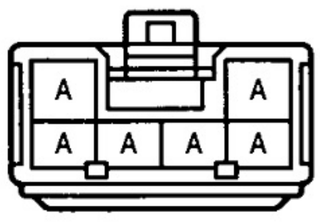

J4

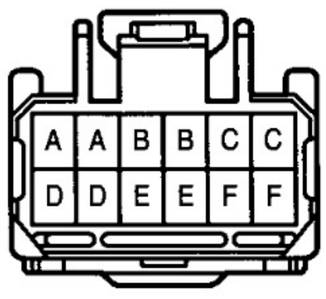

J5

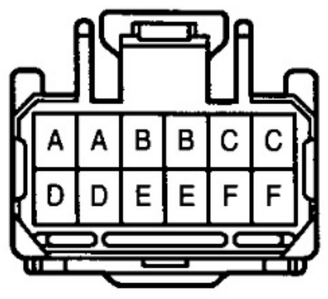

J6
BLUE

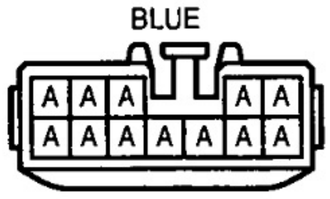

J7
BLUE

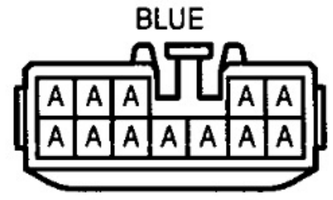

J8
BLUE

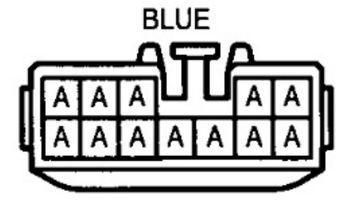

J9
BLACK

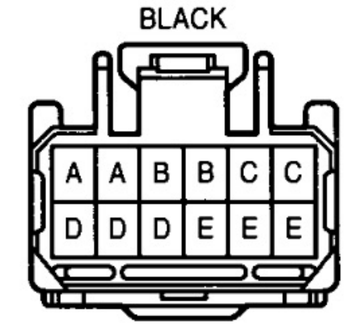

J10
BLACK

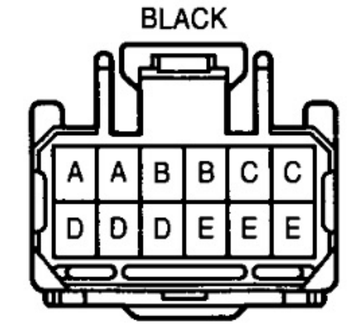

J11
BLACK

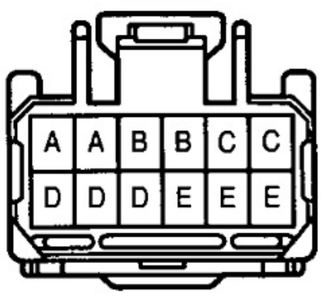

J12
BLACK

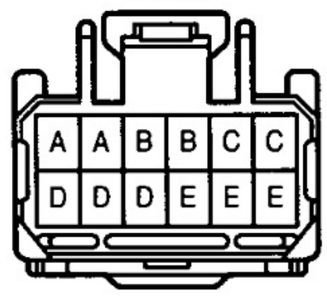

J13
BLUE

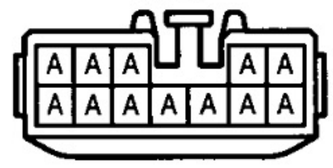

J14



J15
BLACK

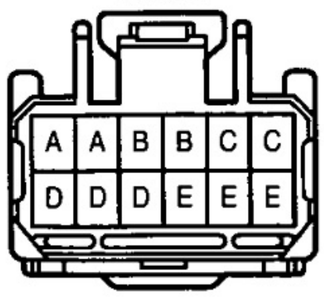

J16
BLACK

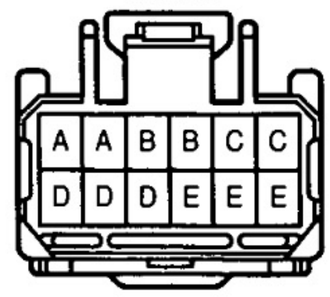

J17

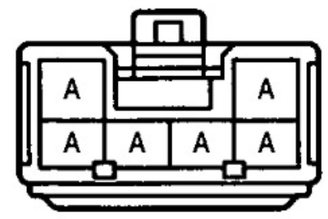

J18



English

F CONNECTOR LIST

English

J19
BLUE

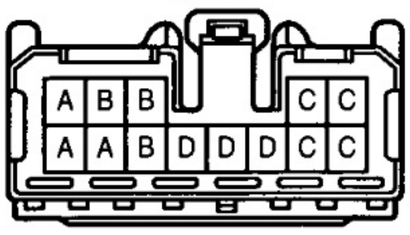

J20
GRAY

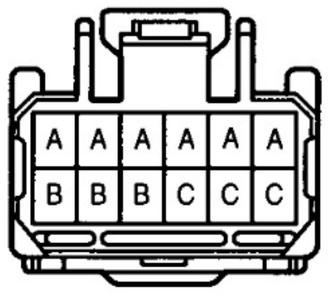

J21
GRAY

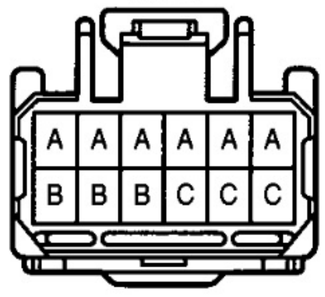

J22



J23

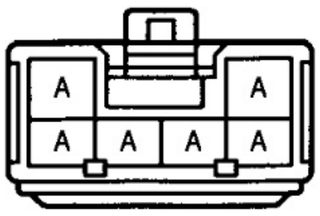

J24
BLACK

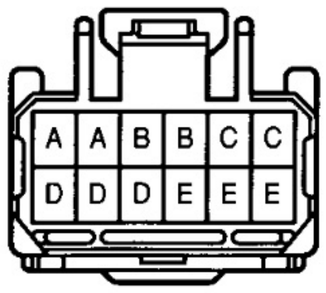

J25
BLACK

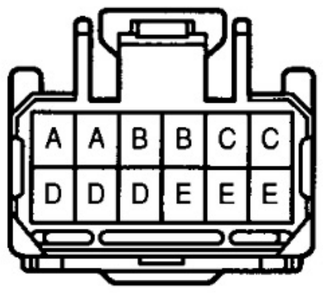

J26
BLACK

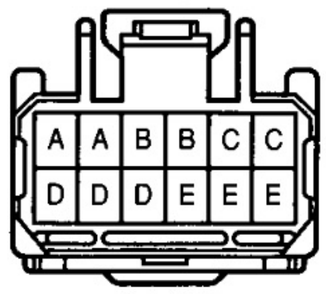

J27
BLACK

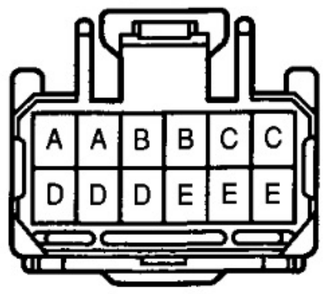

J28
BLUE



J29
BLACK

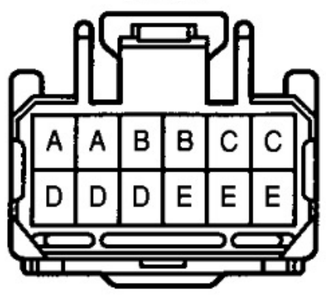

J30
BLACK

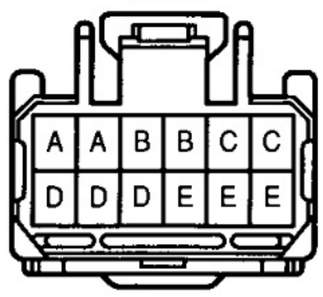

J31
BLUE



J32
BLUE



J33



J34

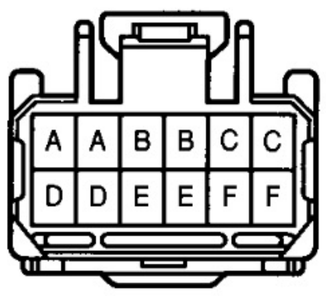

J35

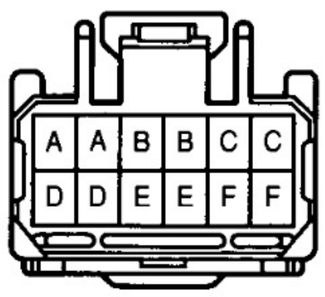

J36
BLUE

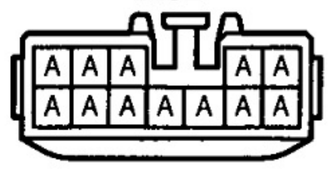

J37



J38
BLUE



K 1
DARK GRAY

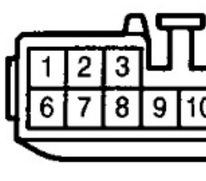

K 2
BLACK



K 3
BLACK

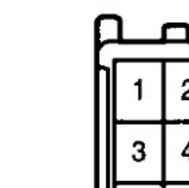

L 1

L 2

M 1
GRAY

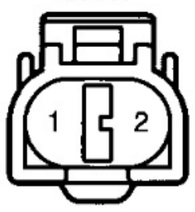

M 2
BLACK

M 3

M 4



M 5

N 1
GRAY

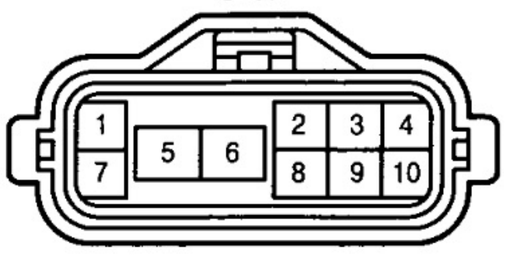

N 2
GRAY



N 3



O 1
(3L) BLACK



O 1
(Except 3L) GRAY



O 2
GRAY



O 3
BLUE



P 1



P 2
GRAY



P 3
(1KZ–T, 3L Malaysia, Thailand) DARK GRAY



P 3
(3L Except Malaysia, Thailand) DARK GRAY



P 4
BLACK



P 5



P 6
(5–Door)

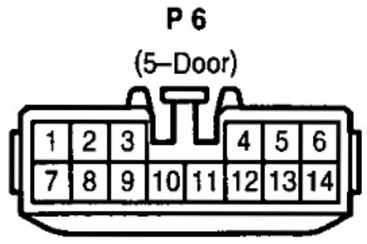

P 6
(3–Door)

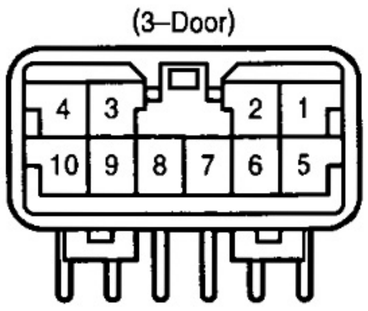

P 7
GRAY



P 8
GRAY



P 9
GRAY



P10
GRAY



P11

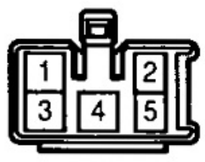

P12

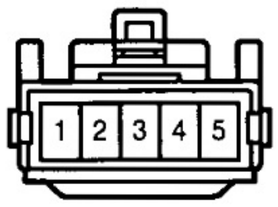

P13

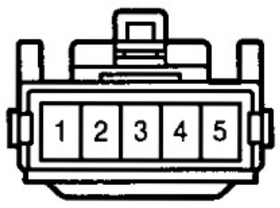

P14

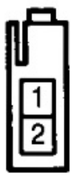

P15



P16
BLACK

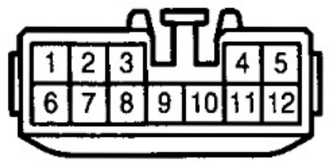

P17
BLACK

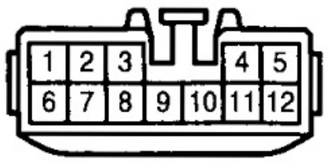

P18
GRAY

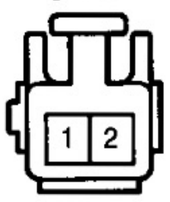

P19
DARK GRAY

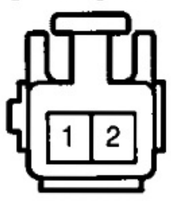

P20



P21

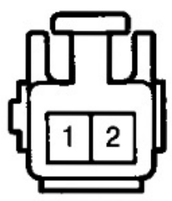

P22



P23

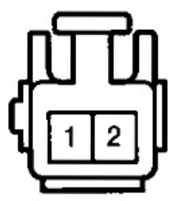

P24
YELLOW

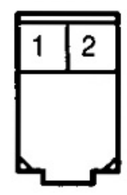

P25
YELLOW

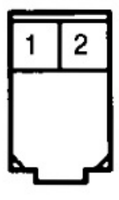

R 1
BLUE

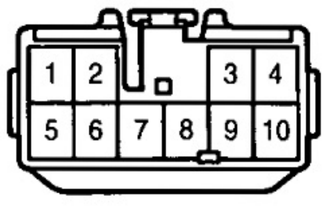

R 2
BLUE



R 3
BLUE



R 4



R 5
BLACK



R 6
(w/ Console Box) GRAY



R 6
(w/o Console Box)



R 7
BROWN



R 8



English

F CONNECTOR LIST

R 9
(LHD) BLACK



R 9
(RHD) BLUE



R10

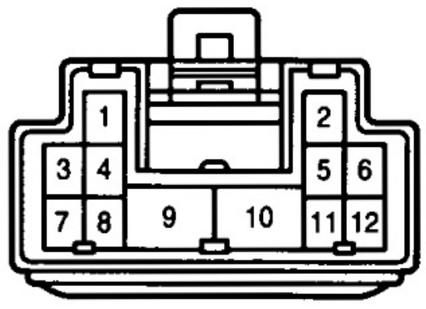

R11



R12
BLACK



R13
BLACK



R14
BLACK



R15



R16



R17



R18

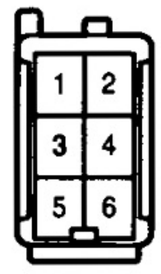

R19



R20

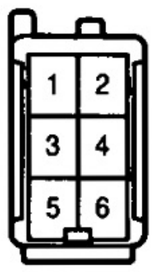

R21



R22
GRAY



R23
BLACK



R24
BLACK



R25

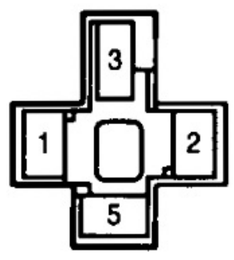

R26



R27



R28



R29
BLACK



R30
BLACK



R31

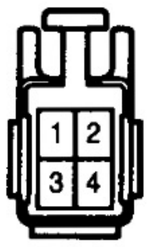

R32
BLACK

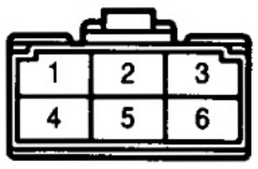

R33



R34



S 1
BLACK

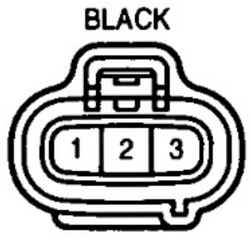

S 2
BLACK

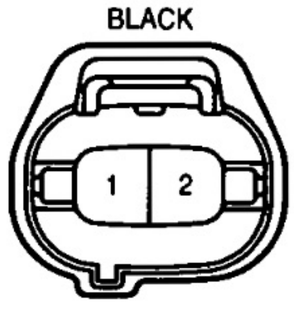

S 3
(Diesel) BLACK



S 3
(Gasoline) BLACK



S 4

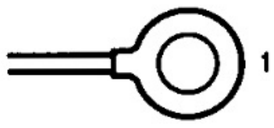

S 5
BLUE



S 6



S 7
YELLOW



S 8
YELLOW

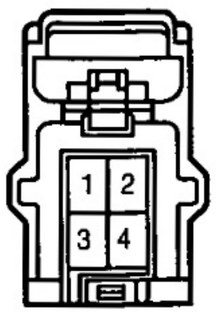

S 9
BROWN

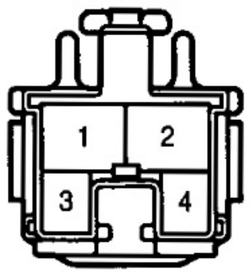

S10
DARK GRAY



S11



S12



T 1
(5VZ-FE) BLACK



T 1
(3RZ-FE, 1KZ-TE) BLACK

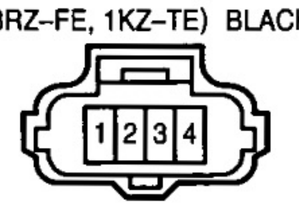

T 2
DARK GRAY



T 3
BLACK



T 4

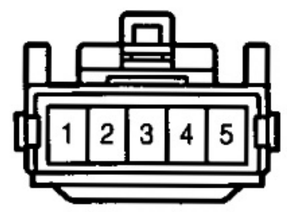

T 5

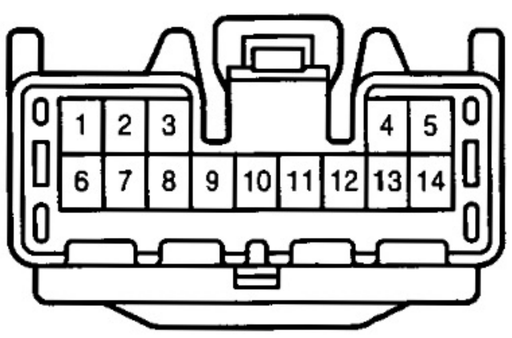

T 6



U 1



V 1
BLACK



V 2
(3RZ-F, 1KZ-TE) BLACK

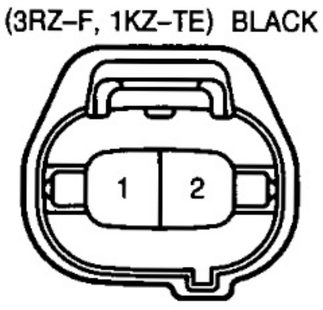

V 2
(3L) BLACK



V 3
BROWN



V 4
BLACK

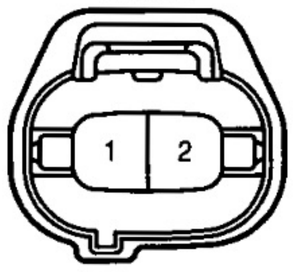

V 5
BLACK

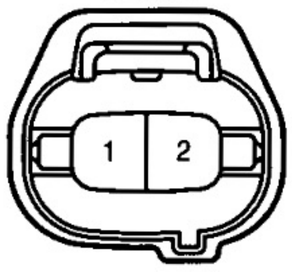

V 6
BROWN

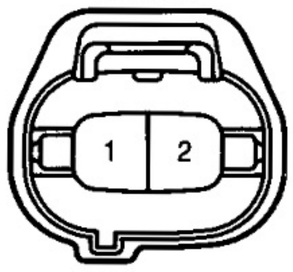

V 7
BLACK

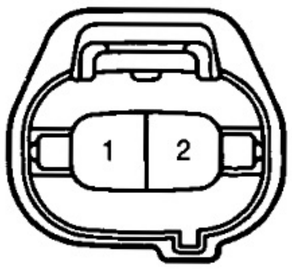

W 1
(5VZ-FE)



W 1
(Except 5VZ-FE) GRAY



W 2
(1KZ-T) GREEN



W 2
(Except 1KZ-T) DARK GRAY



W 3

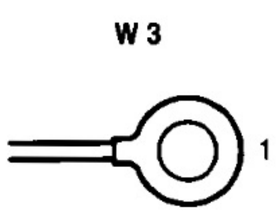

W 4

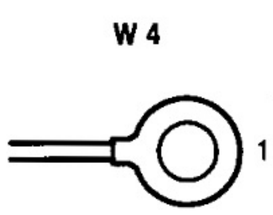

W 5
GRAY



W 6
DARK GRAY



W 7

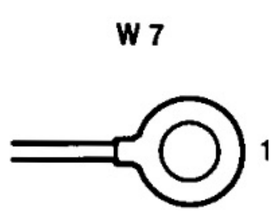

W 8



LAND CRUISER/LAND CRUISER PRADO OVERALL ELECTRICAL WIRING DIAGRAM

SCHEMA GENERAL DE CABLAGE ELECTRIQUE DE LA LAND CRUISER/LAND CRUISER PRADO

LAND CRUISER/LAND CRUISER PRADO DIAGRAMA DE CONEXIONES ELECTRICAS GENERAL

LAND CRUISER/LAND CRUISER PRADO GESAMTVERKABELUNGSPLAN

1 LAND CRUISER / LAND CRUISER PRADO (LHD) ELECTRICAL WIRING DIAGRAM

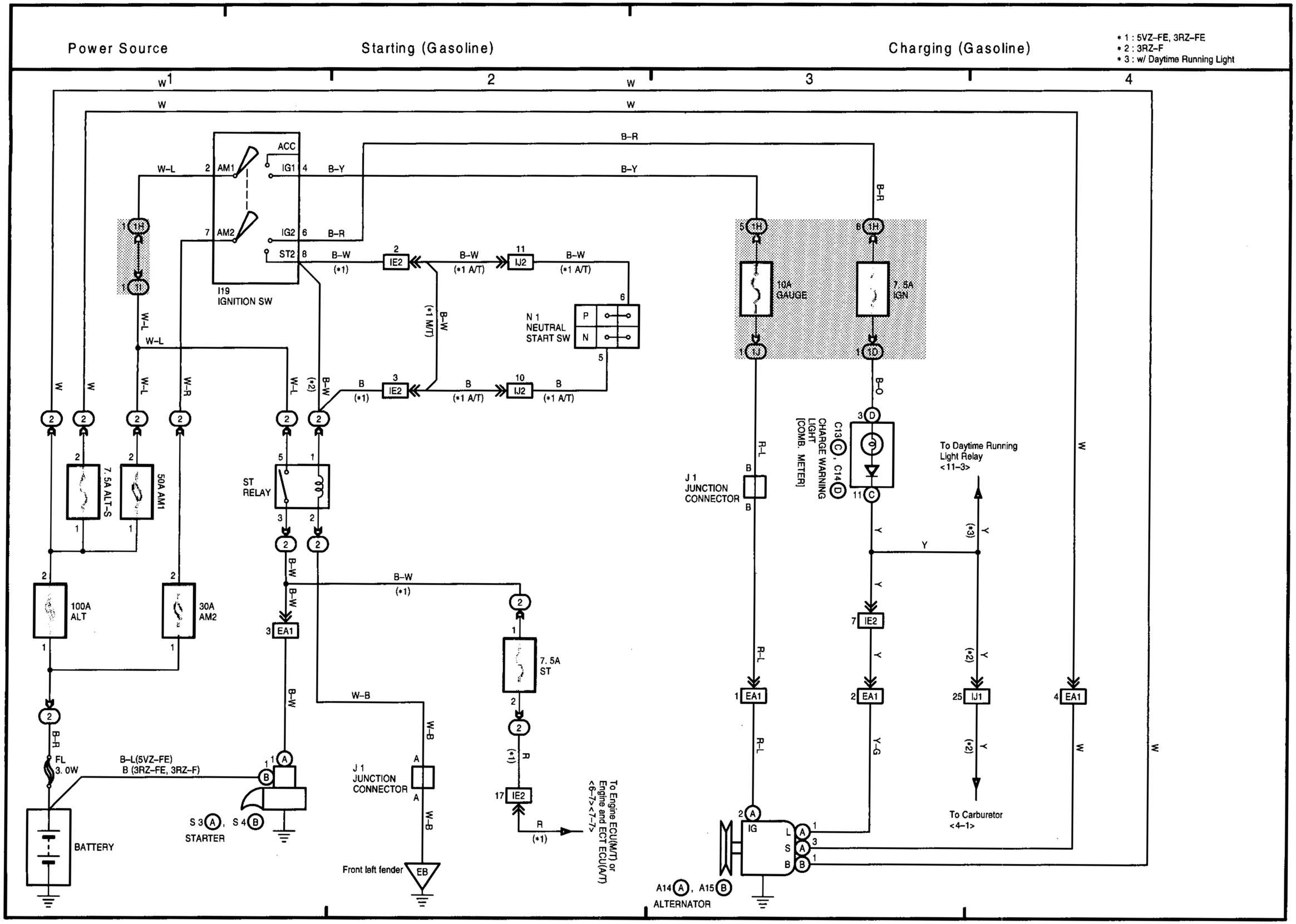

G

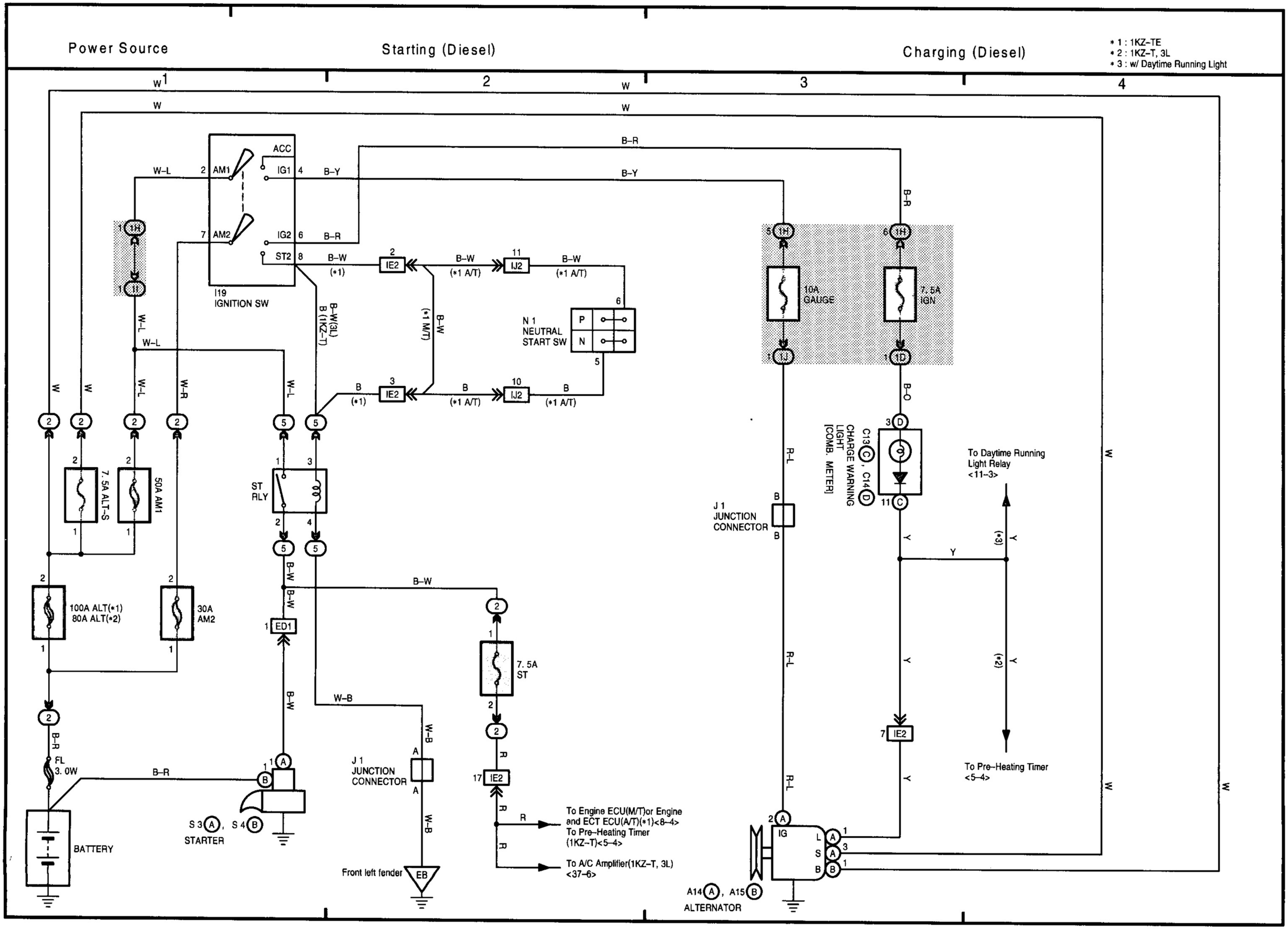
Power Source
Starting (Diesel)
Charging (Diesel)
* 1 : 1KZ-TE
* 2 : 1KZ-T, 3L
* 3 : w/ Daytime Running Light
ACC
IG1
IG2
ST2
AM1
AM2
I19
IGNITION SW
IE2
IJ2
N 1
NEUTRAL
START SW
B-W(3L)
B (1KZ-T)
(*1 M/T)
10A
GAUGE
7. 5A
IGN
J 1
JUNCTION
CONNECTOR
C13 , C14
CHARGE WARNING
LIGHT
[COMB. METER]
To Daytime Running
Light Relay
<11-3>
To Pre-Heating Timer
<5-4>
7. 5A ALT-S
50A AM1
ST
RLY
100A ALT(*1)
80A ALT(*2)
30A
AM2
ED1
7. 5A
ST
FL
3. 0W
BATTERY
S 3 , S 4
STARTER
Front left fender
EB
To Engine ECU(M/T)or Engine
and ECT ECU(A/T)(*1)<8-4>
To Pre-Heating Timer
(1KZ-T)<5-4>
To A/C Amplifier(1KZ-T, 3L)
<37-6>
A14 , A15
ALTERNATOR
IG
L
S
B

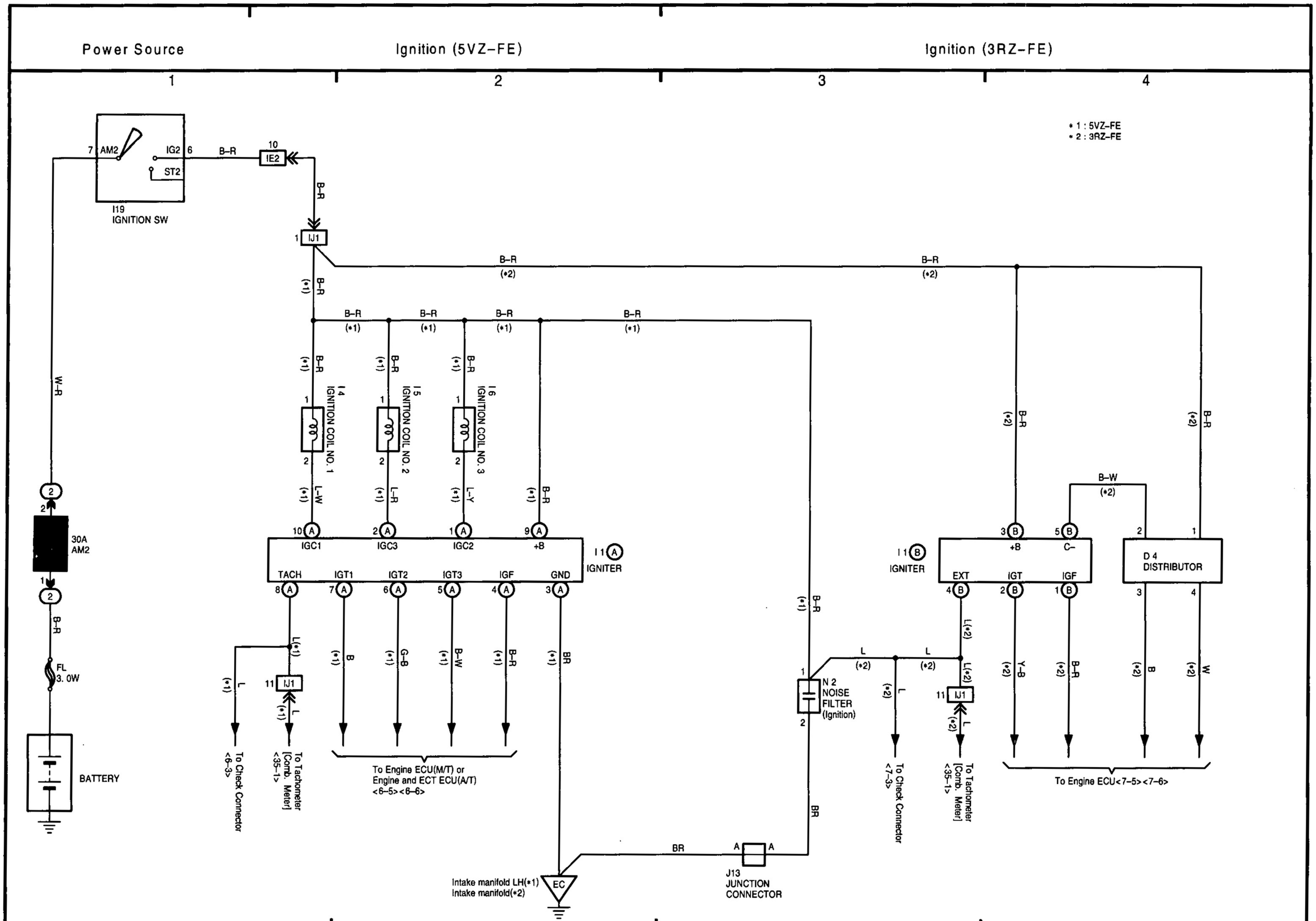
Power Source
Ignition (5VZ-FE)
Ignition (3RZ-FE)
1
2
3
4
* 1 : 5VZ-FE
* 2 : 3RZ-FE
7 AM2
IG2 6
ST2
B-R
10 IE2
I19
IGNITION SW
1 IJ1
W-R
2
30A AM2
1
2
B-R
FL 3. 0W
BATTERY
B-R (*1)
B-R (*2)
I4 IGNITION COIL NO. 1
I5 IGNITION COIL NO. 2
I6 IGNITION COIL NO. 3
L-W (*1)
L-R (*1)
L-Y (*1)
B-R (*1)
10 A IGC1
2 A IGC3
1 A IGC2
9 A +B
I1 A IGNITER
TACH
IGT1
IGT2
IGT3
IGF
GND
8 A
7 A
6 A
5 A
4 A
3 A
L (*1)
11 IJ1
B (*1)
G-B (*1)
B-W (*1)
BR (*1)
To Check Connector <6-3>
To Tachometer [Comb. Meter] <35-1>
To Engine ECU(M/T) or Engine and ECT ECU(A/T) <6-5><6-6>
Intake manifold LH(*1)
Intake manifold(*2)
EC
BR
A A
J13 JUNCTION CONNECTOR
1
2
N 2 NOISE FILTER (Ignition)
L (*2)
To Check Connector <7-3>
I1 B IGNITER
3 B +B
5 B C-
EXT
IGT
IGF
4 B
2 B
1 B
L (*2)
11 IJ1
Y-B (*2)
B-R (*2)
B-W (*2)
D 4 DISTRIBUTOR
3
4
B (*2)
W (*2)
To Engine ECU<7-5><7-6>

G

G OVERALL ELECTRICAL WIRING DIAGRAM

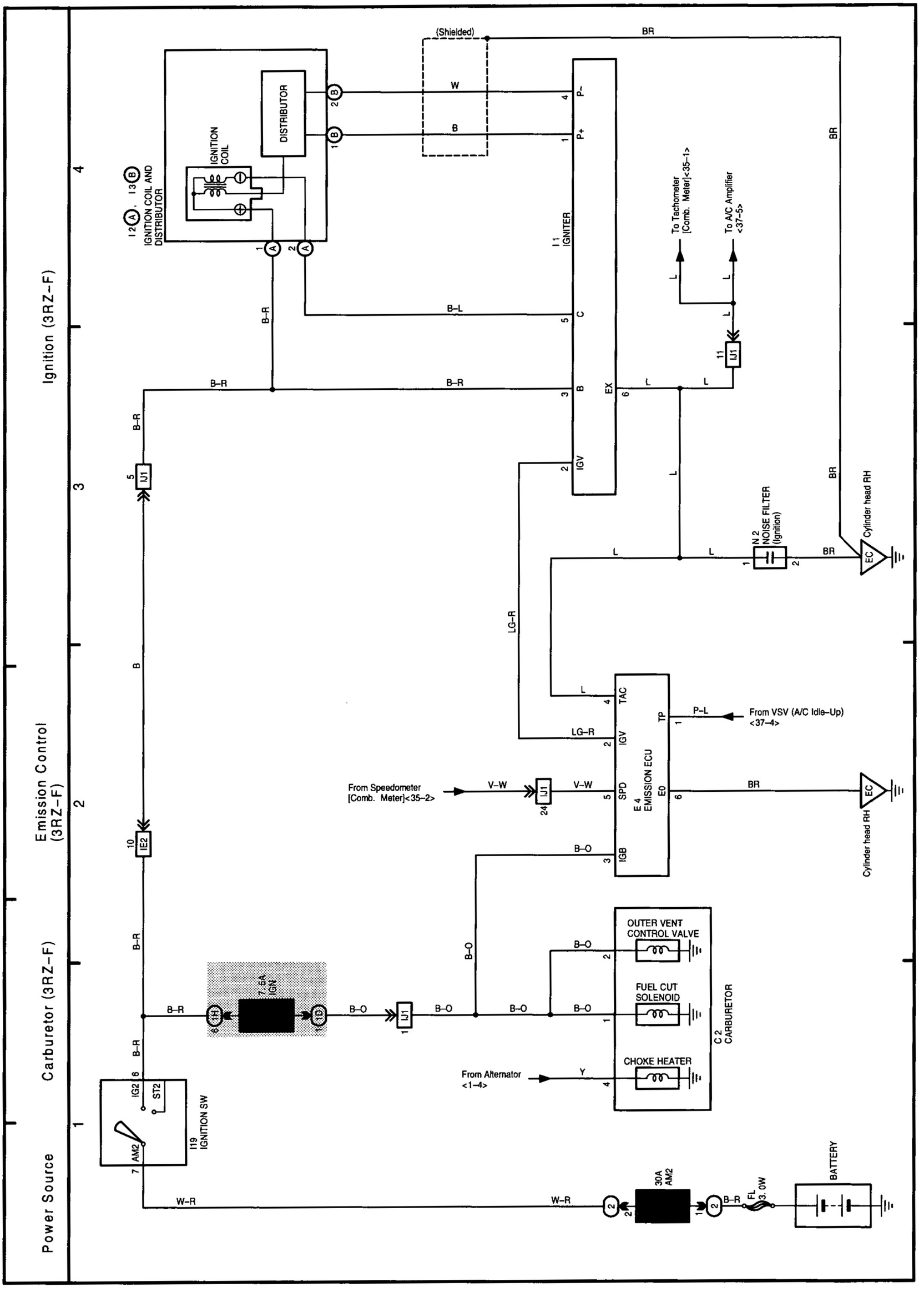

5 LAND CRUISER / LAND CRUISER PRADO (LHD)

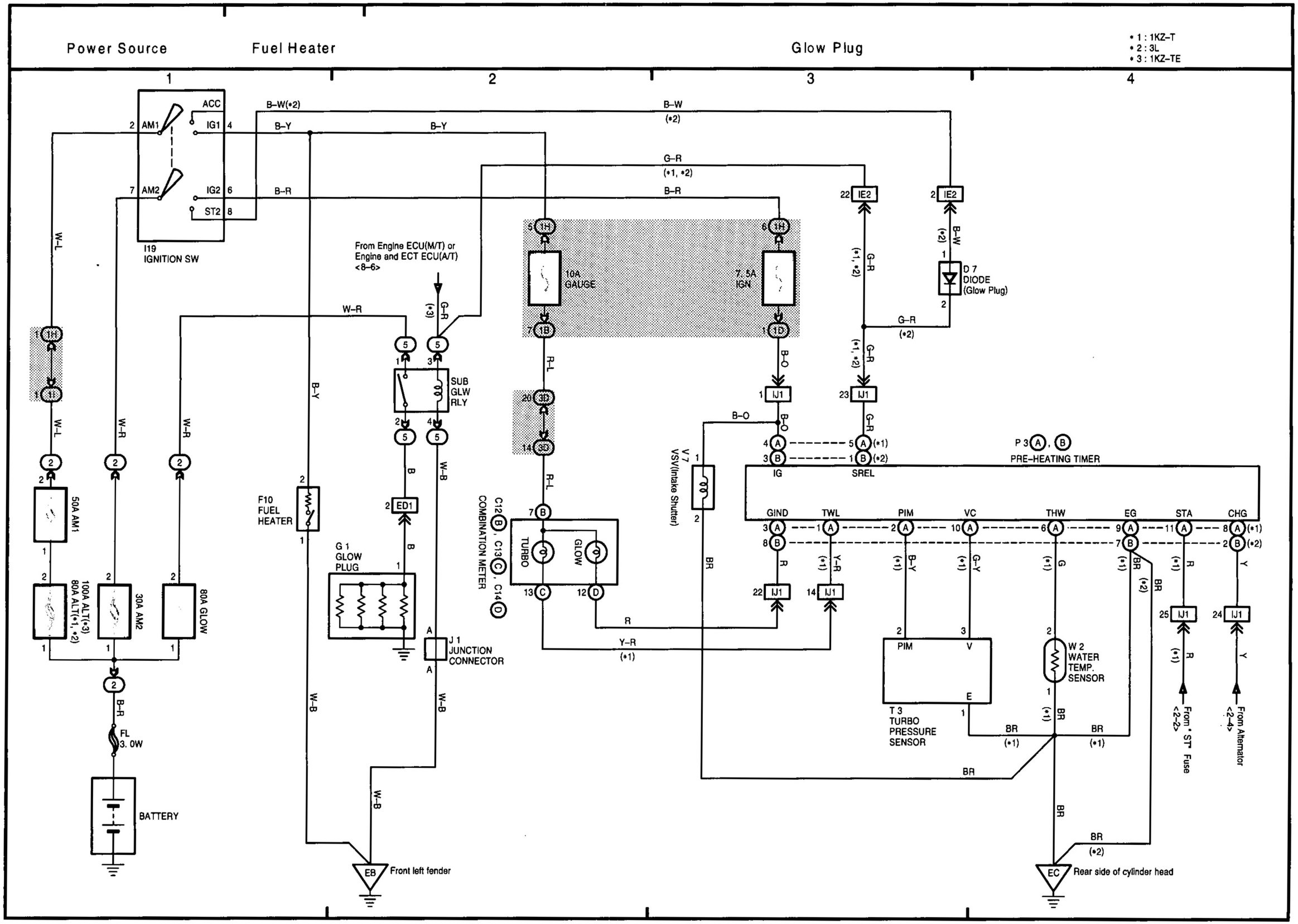

G

(Cont. next page)

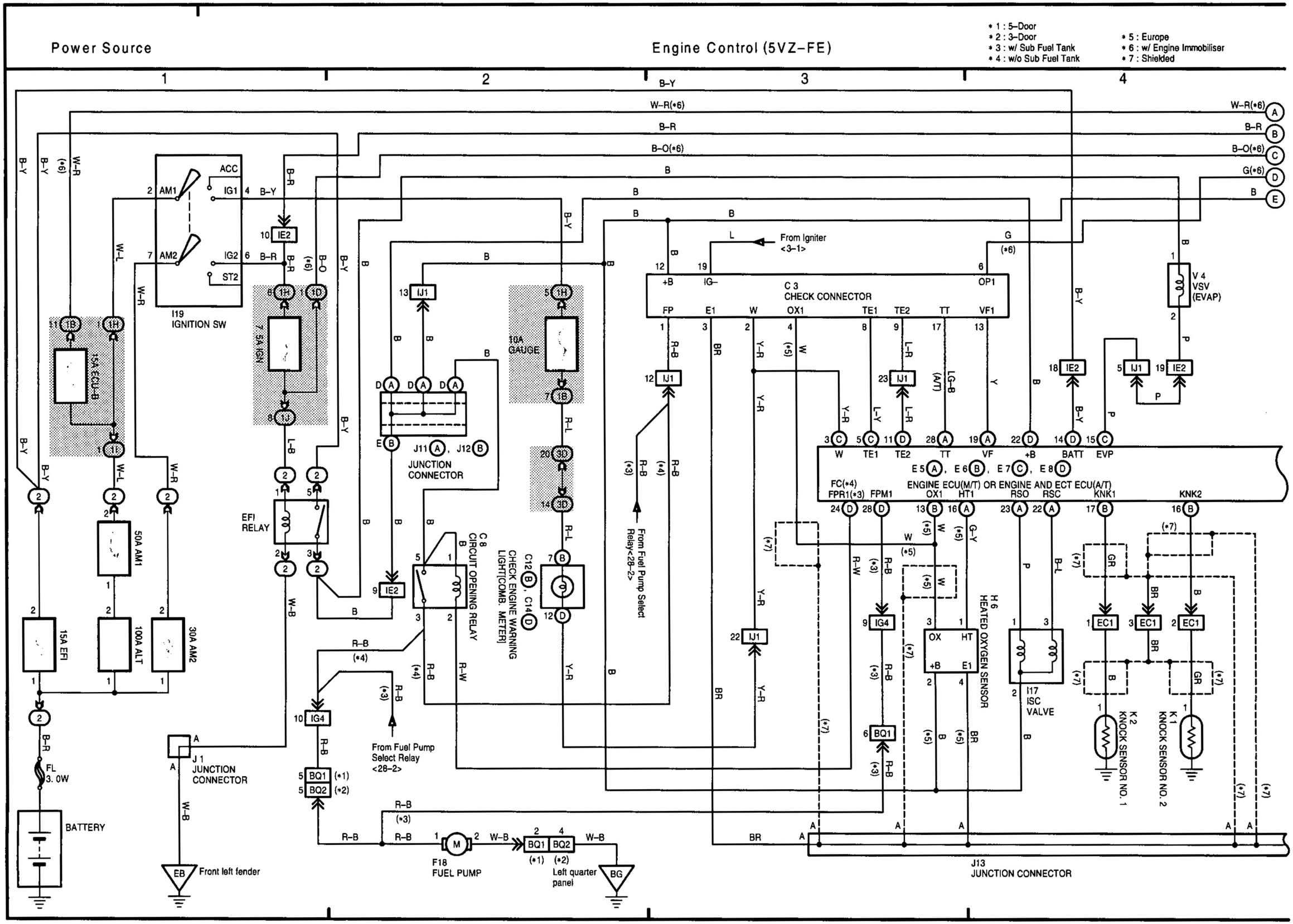

Engine Control (5VZ-FE) | Engine Immobiliser System (5VZ-FE)

5 | 6 | 7 | 8

* 3 : w/ Sub Fuel Tank
* 6 : w/ Engine Immobiliser
* 7 : Shielded
* 8 : G. C. C.

W-R(*6)
B-R
B-O(*6)
G(*6)
B

1 IJ1

B-R

I10 INJECTOR NO. 1
I11 INJECTOR NO. 2
I12 INJECTOR NO. 3
I13 INJECTOR NO. 4
I14 INJECTOR NO. 5
I15 INJECTOR NO. 6

L, W, G, Y, R-B, R

A13 AIR FLOW METER: +B, E2, THA, VG, E3 — B, BR, Y-G, Y, W-R

T1 THROTTLE POSITION SENSOR: E2, VTA, VC — BR, Y-R, G-B

V1 VARIABLE RESISTOR: E2, VCC, VAF — BR, G-B, R-W

W2 WATER TEMP. SENSOR: EC2, BR-B, G-Y, EC2 — G

From "ST" Fuse <1-2> — R
To Detection SW (Transfer 4WD Position) <30-4> — B

BR-R (*6)
P-G (*6)
G (*6)
B-O(*6)
W-R(*6)

14 IJ1

T4 TRANSPONDER KEY AMPLIFIER
TRANSPONDER KEY COIL
VC5, GND, CODE, RXCK, TXCT — L-R, W-B, L-B, V-G, R-Y

ENGINE ECU(M/T) OR ENGINE AND ECT ECU(A/T)
E5 (A), E6 (B), E7 (C), E8 (D)

10 #10, 9 #20, 8 #30, 7 #40, 6 #50, 5 #60, 14 THA, 8 VG, 18 E3, 22 E2, 7 VTA, 1 VCC, 13 VAF, 20 THW, 13 STA, 26 4WD, 19 IMO, 18 IMI

NE, NE-, G-, G, E1, IGT1, IGT2, IGT3, IGF, E01, E02, E03, AC1, ACT, BK, IDLO, SP1, FPM2, FPMS, FPLD, FPR2

5, 6, 11, 10, 16, 24, 25, 26, 12, 34, 33, 1, 20, 5, 25, 1, 12, 27, 8, 9, 16

C4 CRANKSHAFT POSITION SENSOR: 1, 2, B
C1 CAMSHAFT POSITION SENSOR: 1, 2, B
(*7)

B, W, B, B, W, B, BR

From Igniter <3-2>: B, G-B, B-W, B-R
BR
To A/C Amplifier <37-6>: L-Y
From A/C Amplifier <37-6>: L-B
From Stop Light SW<12-4>: G-W
To Cruise Control ECU <32-4>: G-W
From Speedometer [Comb. Meter]<35-2>: V-W
From Fuel Pump Select Relay or Sub Fuel Pump Forcing Driving Relay <28-3>: R-G (*3)
From Fuel Tank Changeover SW<28-3>: G-Y (*3)
From Sub Fuel Tank Gauge<28-4>: P (*3)
From Sub Fuel Pump Forcing Driving Relay <28-3>: O (*3)

J13 JUNCTION CONNECTOR
EC Intake manifold LH

T5 TRANSPONDER KEY COMPUTER
KSW, CTY, GND

9: Y
8: R-G
14: W-B

U1 UNLOCK WARNING SW: 2, 1
W-B

I20 INTEGRATION RELAY
CTY(P), EARTH, CTY(D), EARTH
9 A, 7 A, 5 A, 7 A, 1 IC

E A, D B — J9 (A), J10 (B) JUNCTION CONNECTOR
W-B

See Interior Light System<13-1>

A J3 JUNCTION CONNECTOR
Cowl side panel LH ID

G

(Cont. next page)

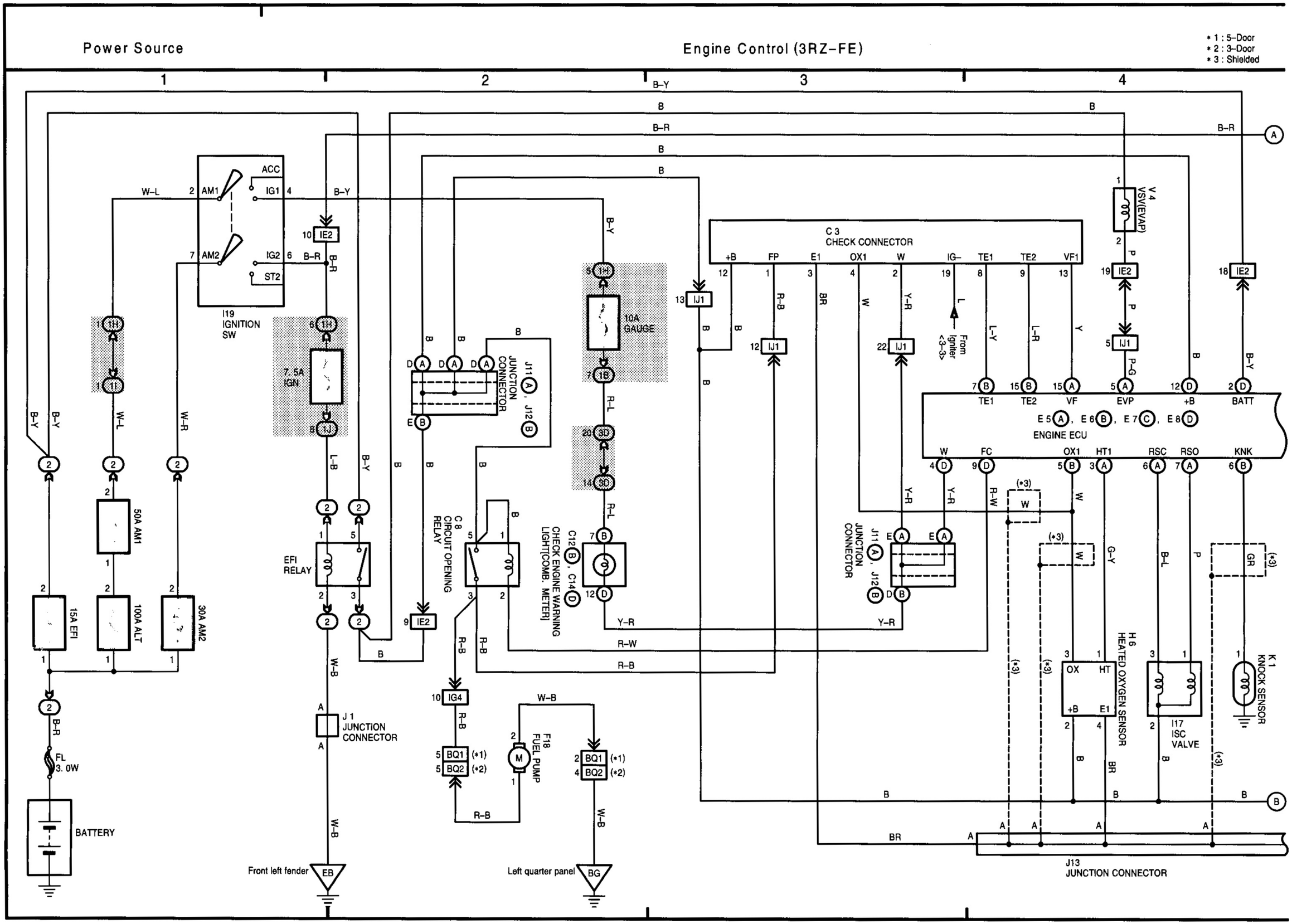

Engine Control (3RZ-FE)

* 3 : Shielded

5 6 7 8

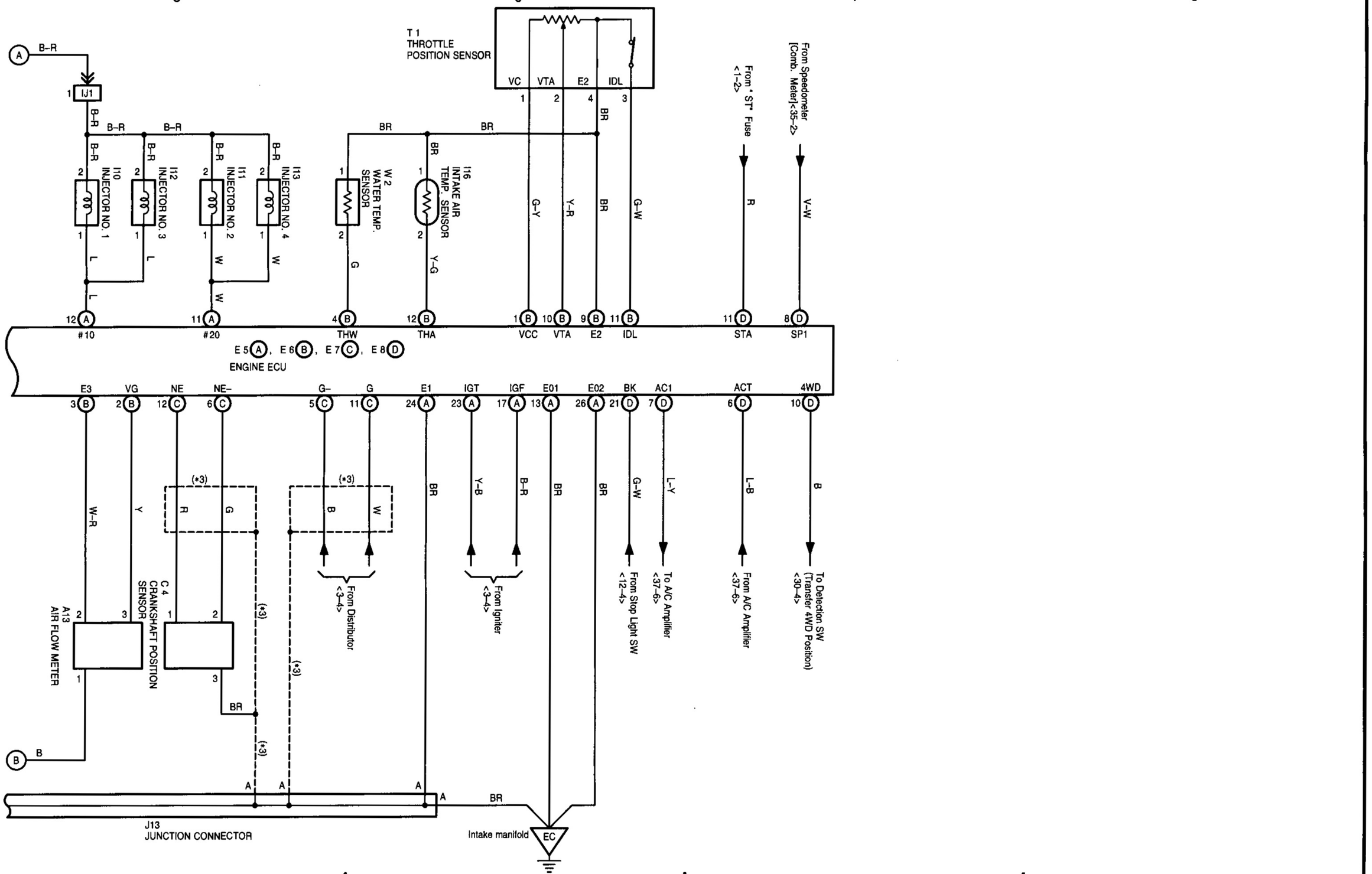

G

(Cont. next page)

Power Source

Engine Control (1KZ-TE)

* 1 : w/ Engine Immobiliser
* 2 : Shielded

1 2 3 4

B-Y
B-R
W-R(*1)
L-B
G(*1)
W-R(*1)
B-R
B-O
W-R (*1)
W-L
B-Y
W-R
B-R
ACC
IG1
IG2
ST2
AM1
AM2
7.5A IGN
15A ECU-B
I19 IGNITION SW
J11, J12 JUNCTION CONNECTOR
10A GAUGE
C3 CHECK CONNECTOR
+B
OP1
W E1 TE2 VF1 TE1 TT
V6 VSV(Intake Constrictor Control No. 2)
V5 VSV(Intake Constrictor Control No. 1)
T2 TIMING CONTROL VALVE
V3 VSV(EGR Valve)
50A AM1
15A ECD
100A ALT
30A AM2
ECD RELAY
SPILL VALVE RELAY
COMBINATION METER
GLOW
CHECK ENGINE
C12, C13, C14
J1 JUNCTION CONNECTOR
Front left fender
EB
FL 3.0W
BATTERY
+B TE2 VF TE1 TT BATT S/TH2 S/TH1 TCV EGR M-REL IGSW
E5, E6, E8
ENGINE ECU(M/T) OR ENGINE AND ECT ECU(A/T)
W G-IND SVR SPV NE+ NE- TDC+ TDC- STA
M1 MAGNETIC SPILL VALVE
P1 PICK-UP SENSOR (Engine Speed Sensor)
C4 CRANKSHAFT POSITION SENSOR
From "ST" Fuse <2-2>
(*2)
BR
R
GR
L
Y-R
W-G
B-O
R-Y
LG
B-Y
L-B
GR-B
G-W
G-B
W-B
R-L

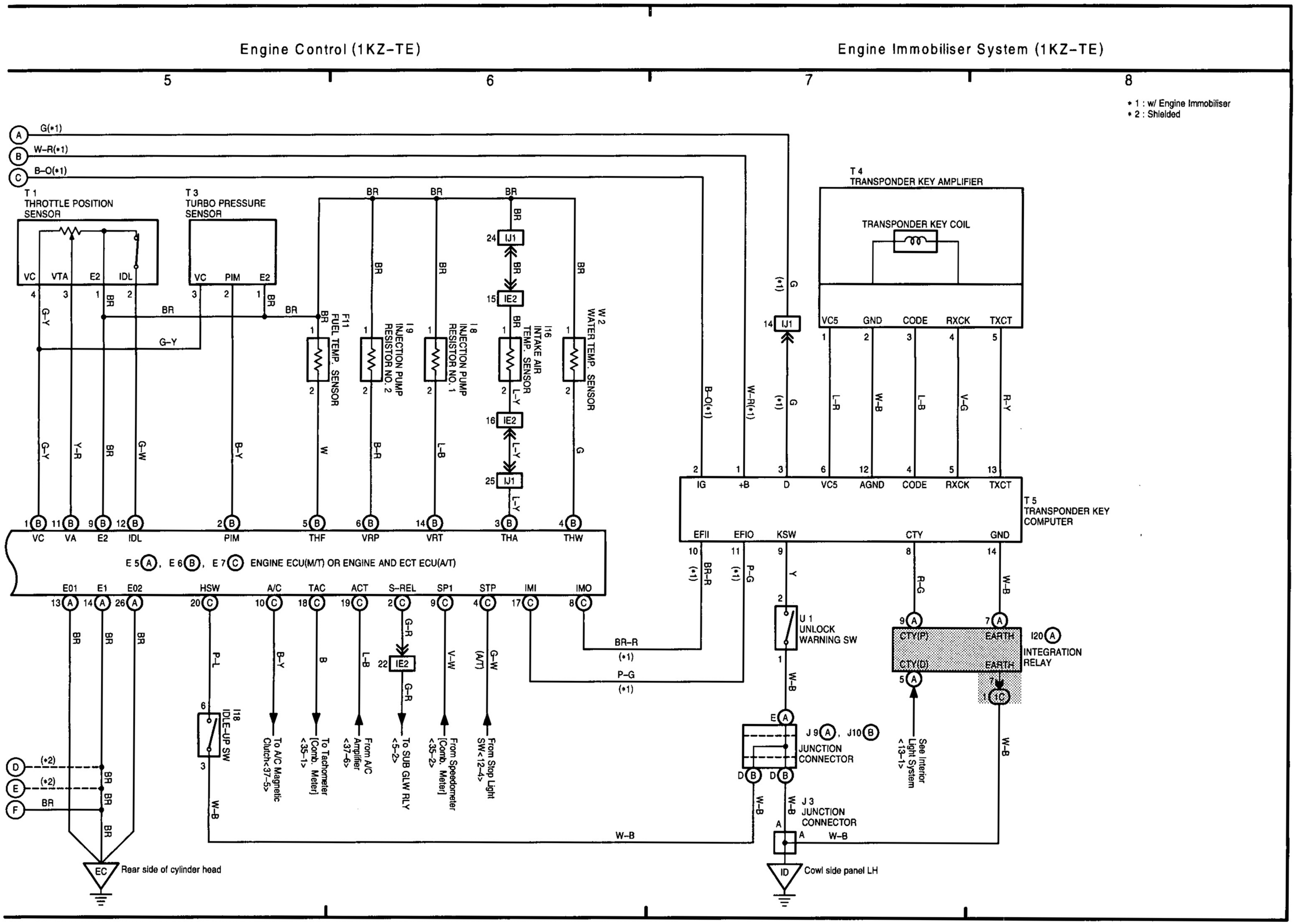
Engine Control (1KZ-TE)
Engine Immobiliser System (1KZ-TE)
5
6
7
8
* 1 : w/ Engine Immobiliser
* 2 : Shielded
T 1 THROTTLE POSITION SENSOR
T 3 TURBO PRESSURE SENSOR
T 4 TRANSPONDER KEY AMPLIFIER
TRANSPONDER KEY COIL
T 5 TRANSPONDER KEY COMPUTER
F11 FUEL TEMP. SENSOR
I 9 INJECTION PUMP RESISTOR NO. 2
I 8 INJECTION PUMP RESISTOR NO. 1
I16 INTAKE AIR TEMP. SENSOR
W 2 WATER TEMP. SENSOR
E 5 (A), E 6 (B), E 7 (C) ENGINE ECU(M/T) OR ENGINE AND ECT ECU(A/T)
I18 IDLE-UP SW
To A/C Magnetic Clutch<37-5>
To Tachometer [Comb. Meter] <35-1>
From A/C Amplifier <37-6>
To SUB GLW RLY <5-2>
From Speedometer [Comb. Meter] <35-2>
From Stop Light SW<12-4>
U 1 UNLOCK WARNING SW
J 9 (A), J10 (B) JUNCTION CONNECTOR
J 3 JUNCTION CONNECTOR
I20 (A) INTEGRATION RELAY
See Interior Light System <13-1>
Rear side of cylinder head
Cowl side panel LH

G

(Cont. next page)

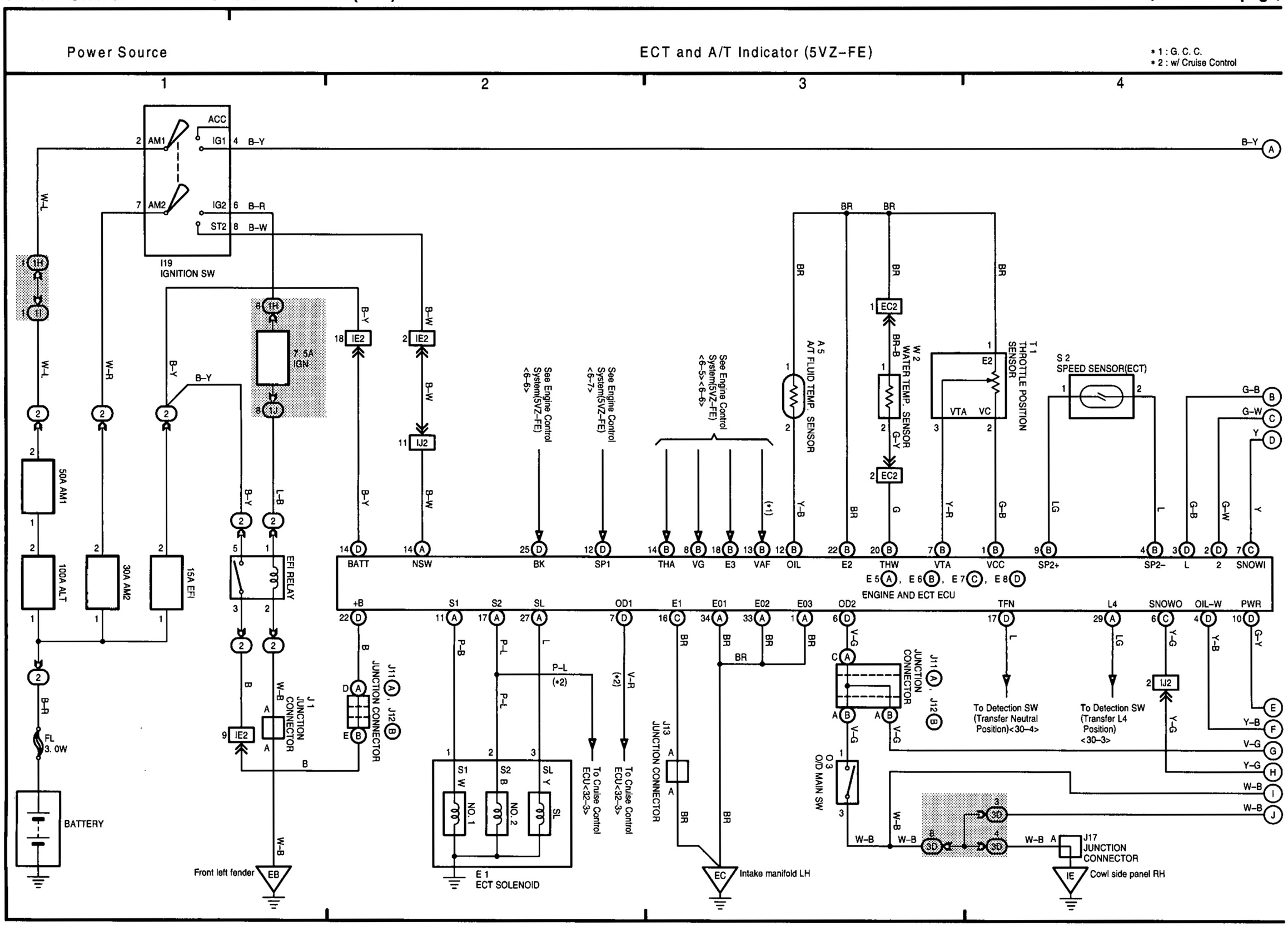

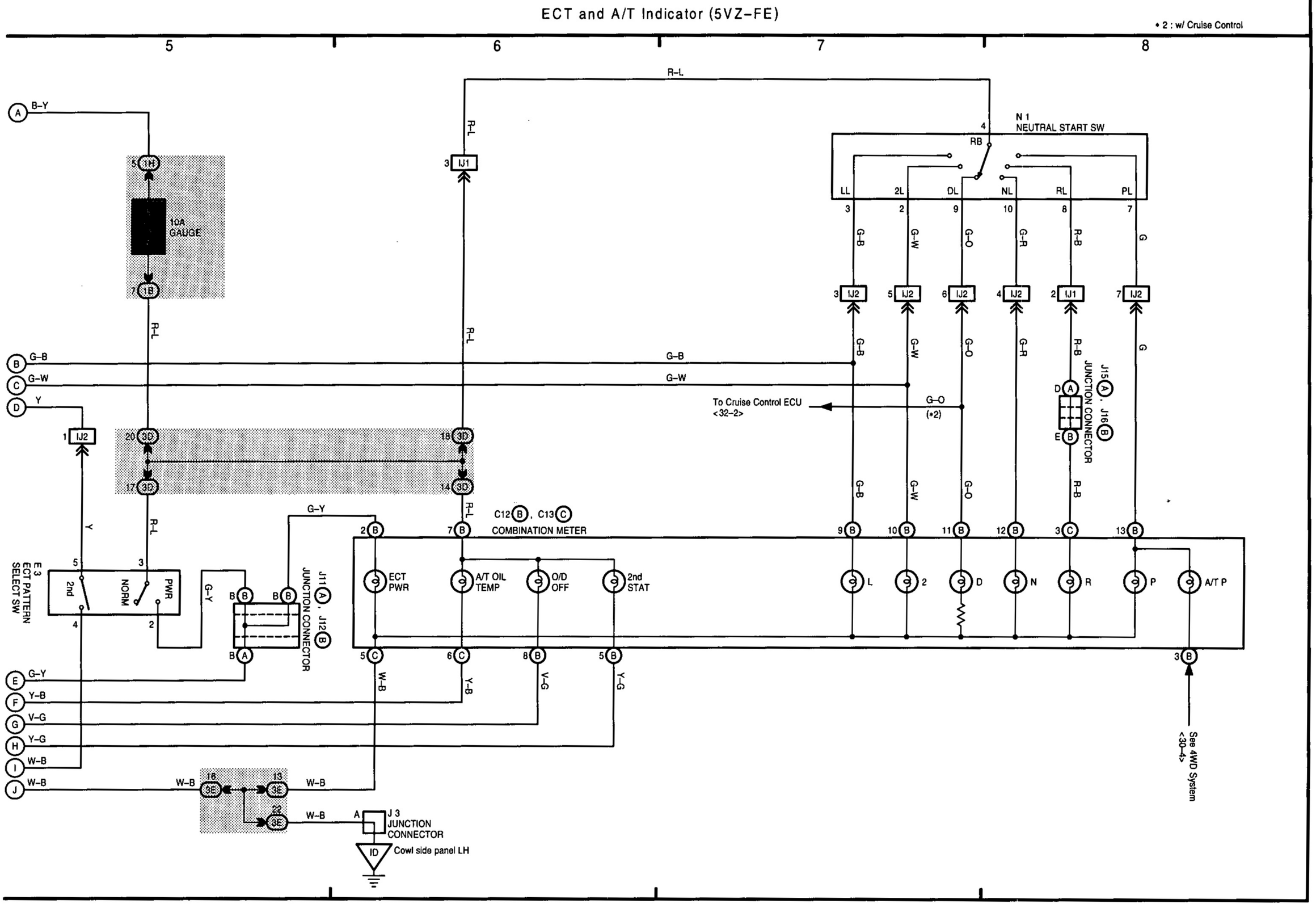
ECT and A/T Indicator (5VZ-FE)
• 2 : w/ Cruise Control
5
6
7
8
A B-Y
5 1H
10A GAUGE
7 1B
R-L
3 IJ1
R-L
N 1
NEUTRAL START SW
4 RB
LL 3
2L 2
DL 9
NL 10
RL 8
PL 7
G-B
G-W
G-O
G-R
R-B
G
3 IJ2
5 IJ2
6 IJ2
4 IJ2
2 IJ1
7 IJ2
B G-B
C G-W
D Y
G-B
G-W
To Cruise Control ECU
<32-2>
G-O
(*2)
J15 A, J16 B
JUNCTION CONNECTOR
D A
E B
1 IJ2
20 3D
18 3D
17 3D
14 3D
Y
R-L
G-Y
C12 B, C13 C
COMBINATION METER
2 B
7 B
9 B
10 B
11 B
12 B
3 C
13 B
E3
ECT PATTERN SELECT SW
5
3
2nd
NORM
PWR
4
2
G-Y
B B
B A
J11 A, J12 B
JUNCTION CONNECTOR
ECT PWR
A/T OIL TEMP
O/D OFF
2nd STAT
L
2
D
N
R
P
A/T P
5 C
6 C
8 B
5 B
3 B
E G-Y
F Y-B
G V-G
H Y-G
I W-B
J W-B
W-B
Y-B
V-G
Y-G
See 4WD System
<30-4>
16 3E
13 3E
22 3E
W-B
W-B
W-B
A J 3
JUNCTION CONNECTOR
ID
Cowl side panel LH

G

(Cont. next page)

Power Source

ECT and A/T Indicator (1KZ-TE)

1 2 3 4

I19 IGNITION SW

ACC, AM1, AM2, IG1, IG2, ST2

W-L, B-Y, B-R, B-W

1H, 1I, 1G

7.5A IGN

50A AM1

100A ALT

30A AM2

15A ECD

FL 3.0W

BATTERY

ECD RELAY

IE2

J1 JUNCTION CONNECTOR

J11, J12 JUNCTION CONNECTOR

E1 ECT SOLENOID

NO.1, NO.2, SL

T1 THROTTLE POSITION SENSOR

VC, VTA, E2, IDL

T3 TURBO PRESSURE SENSOR

VC, PIM, E

F11 FUEL TEMP. SENSOR

A5 A/T FLUID TEMP. SENSOR

W2 WATER TEMP. SENSOR

See Engine Control System(1KZ-TE) <8-6>

See Engine Control System(1KZ-TE) <8-3>

M-REL, BATT, NSW, IGSW, STP, SP1, TT, VC, VA, E2, IDL, PIM, THF, THO, THW, VRP, VRT, THA, L, 2, SNW

E5, E6, E8 ENGINE AND ECT ECU

+B, S1, S2, SL, E01, E1, E02, SP2+, SP2-, L4, OD2, TFN, SNWL, OIL-W, P

S2 SPEED SENSOR (ECT)

To Detection SW (Transfer L4 Position)

O3 O/D MAIN SW

To Detection SW (Transfer Neutral Position)<30-4>

IJ2

J17 JUNCTION CONNECTOR

EB Front left fender

EC Rear side of cylinder head

IE Cowl side panel RH

ECT and A/T Indicator (1KZ-TE)

5 6 7 8

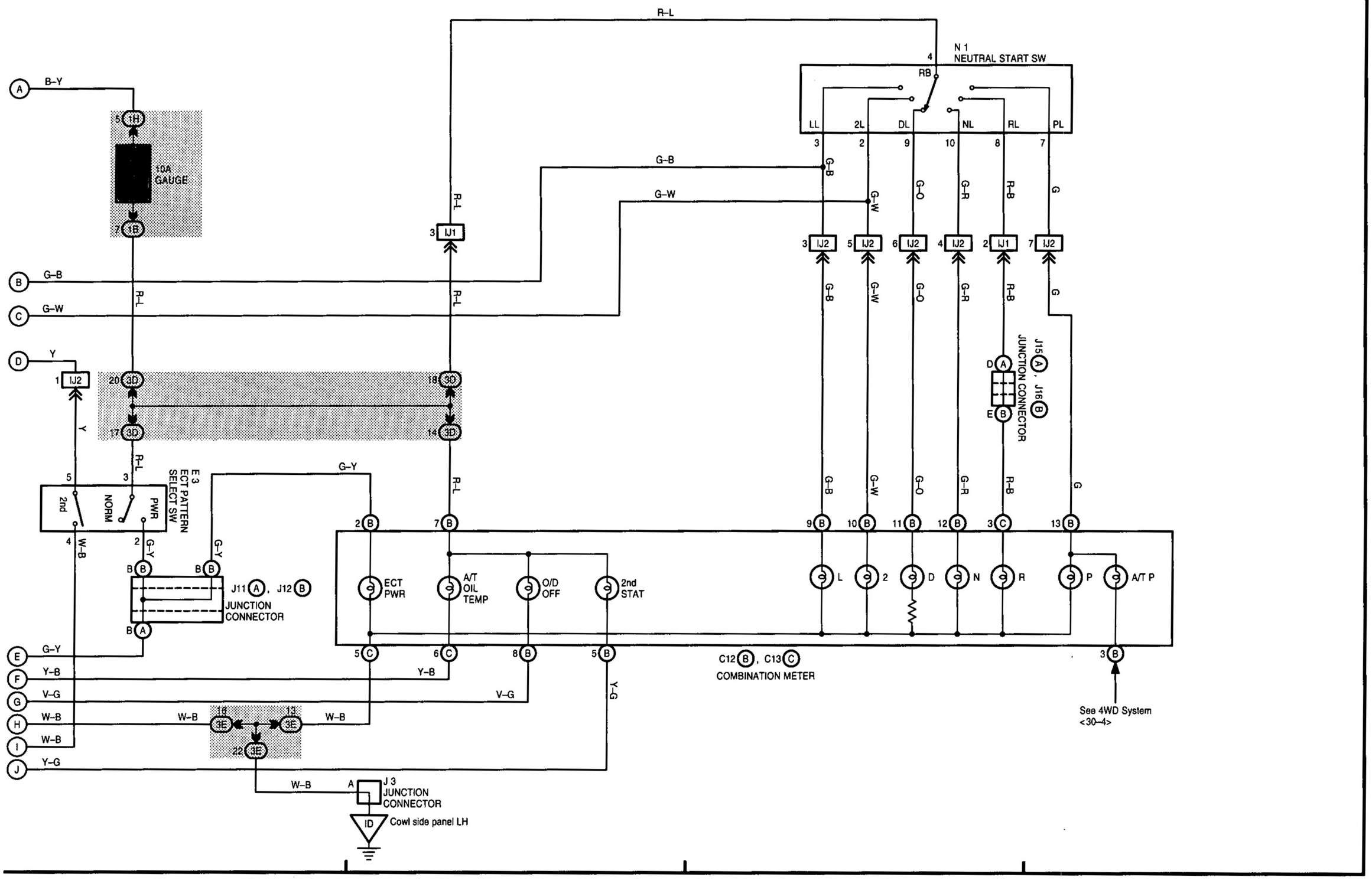

G

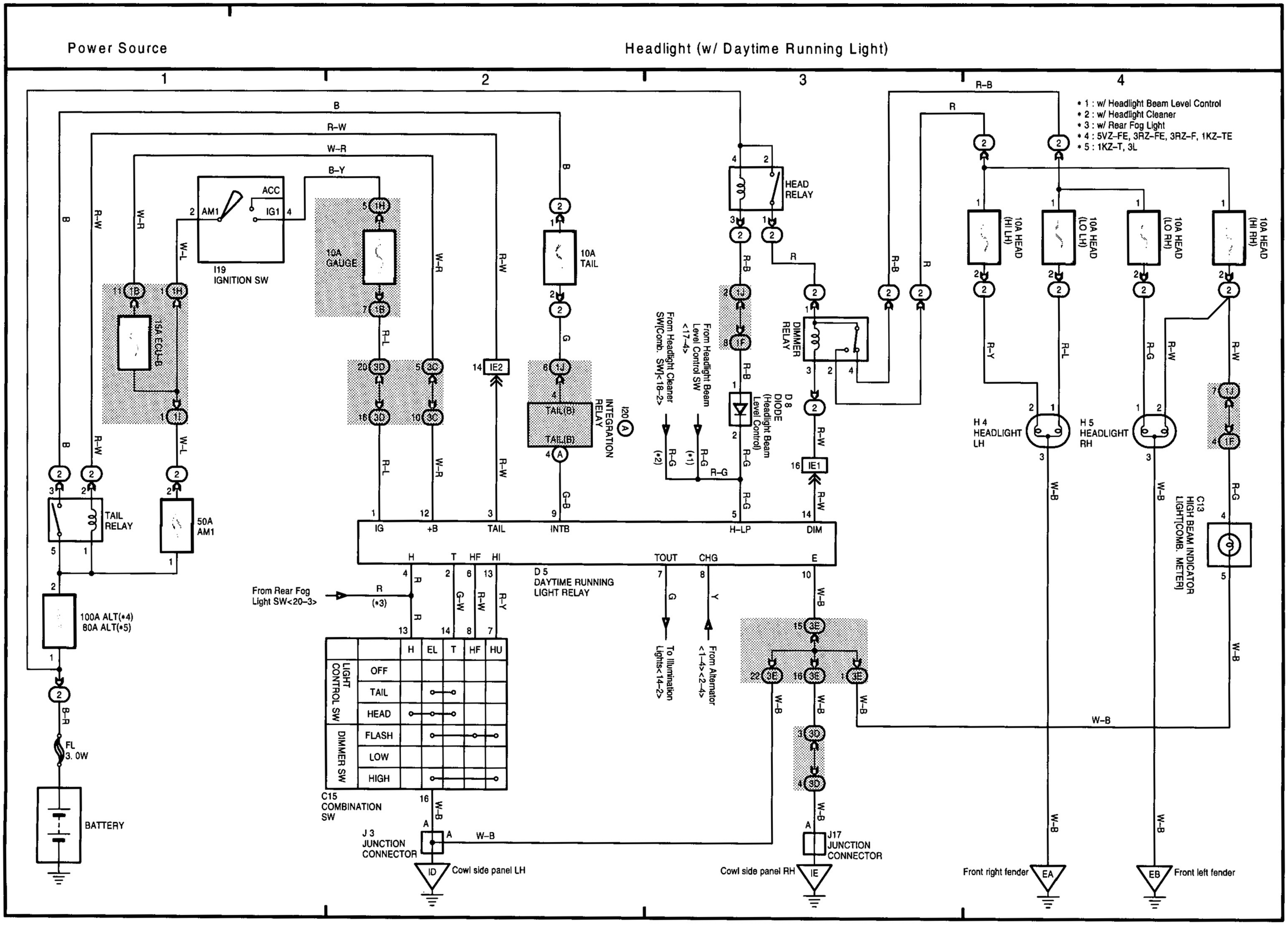
Power Source
Headlight (w/ Daytime Running Light)
1
2
3
4
* 1 : w/ Headlight Beam Level Control
* 2 : w/ Headlight Cleaner
* 3 : w/ Rear Fog Light
* 4 : 5VZ-FE, 3RZ-FE, 3RZ-F, 1KZ-TE
* 5 : 1KZ-T, 3L
B
R-W
W-R
B-Y
ACC
AM1
IG1
I19
IGNITION SW
10A GAUGE
15A ECU-B
10A TAIL
HEAD RELAY
DIMMER RELAY
D 8
DIODE
(Headlight Beam Level Control)
From Headlight Beam Level Control SW <17-4>
From Headlight Cleaner SW(Comb. SW)<18-2>
TAIL(B)
TAIL(B)
I20
INTEGRATION RELAY
TAIL RELAY
50A AM1
100A ALT(*4)
80A ALT(*5)
FL
3. 0W
BATTERY
10A HEAD (HI LH)
10A HEAD (LO LH)
10A HEAD (LO RH)
10A HEAD (HI RH)
H 4
HEADLIGHT LH
H 5
HEADLIGHT RH
C13
HIGH BEAM INDICATOR LIGHT(COMB. METER)
IG
+B
TAIL
INTB
H-LP
DIM
H
T
HF
HI
TOUT
CHG
E
D 5
DAYTIME RUNNING LIGHT RELAY
From Rear Fog Light SW<20-3>
(*3)
To Illumination Lights<14-2>
From Alternator <1-4><2-4>
LIGHT CONTROL SW
DIMMER SW
OFF
TAIL
HEAD
FLASH
LOW
HIGH
H
EL
T
HF
HU
C15
COMBINATION SW
J 3
JUNCTION CONNECTOR
J17
JUNCTION CONNECTOR
Cowl side panel LH
Cowl side panel RH
Front right fender
Front left fender
W-B
R-B
R
R-Y
R-L
R-G
G-B
G-W
G
Y

Power Source | Headlight (w/o Daytime Running Light) | Stop Light

1 2 3 4

* 1 : w/o Rear Fog Light
* 2 : w/ Rear Fog Light
* 3 : w/ Headlight Beam Level Control
* 4 : w/ Trailer Socket
* 5 : w/o Trailer Socket
* 6 : Europe
* 7 : G. C. C., General
* 8 : w/ Headlight Cleaner
* 9 : 5VZ-FE, 3RZ-FE, 3RZ-F, 1KZ-TE
*10 : 1KZ-T, 3L

G-Y
R
R-B
R-L
R-G
R-Y
G-W
W-B
B-R

15A STOP
100A ALT (*9) 80A ALT (*10)
HEAD RELAY
BATTERY
FL 3.0W
10A HEAD (LH)
10A HEAD (RH)
H4 HEADLIGHT LH
H5 HEADLIGHT RH
From Headlight Cleaner SW[Comb. SW]<18-2>
To Rear Fog Light SW<20-3>
From Headlight Beam Level Control SW<17-4>
From Rear Fog Light SW<20-3>
C15 COMBINATION SW
LIGHT CONTROL SW: OFF, TAIL, HEAD
DIMMER SW: LOW, HIGH, FLASH
H T EL HF HL HU
C13 HIGH BEAM INDICATOR LIGHT [COMB. METER]
J3 JUNCTION CONNECTOR
Cowl side panel LH
J17 JUNCTION CONNECTOR
Cowl side panel RH
S9 STOP LIGHT SW
To ABS ECU <33-4>
To Engine ECU(M/T)or Engine and ECT ECU(A/T) <6-6> <7-6> <8-6>
J19 JUNCTION CONNECTOR
T6 TRAILER SOCKET
R19 STOP LIGHT LH [REAR COMB. LIGHT LH]
R18 STOP LIGHT LH [REAR COMB. LIGHT LH]
Left quarter panel
R20 STOP LIGHT RH [REAR COMB. LIGHT RH]
R21 STOP LIGHT RH [REAR COMB. LIGHT RH]
Right quarter panel
Back door panel center
H11 HIGH MOUNTED STOP LIGHT

G

G OVERALL ELECTRICAL WIRING DIAGRAM

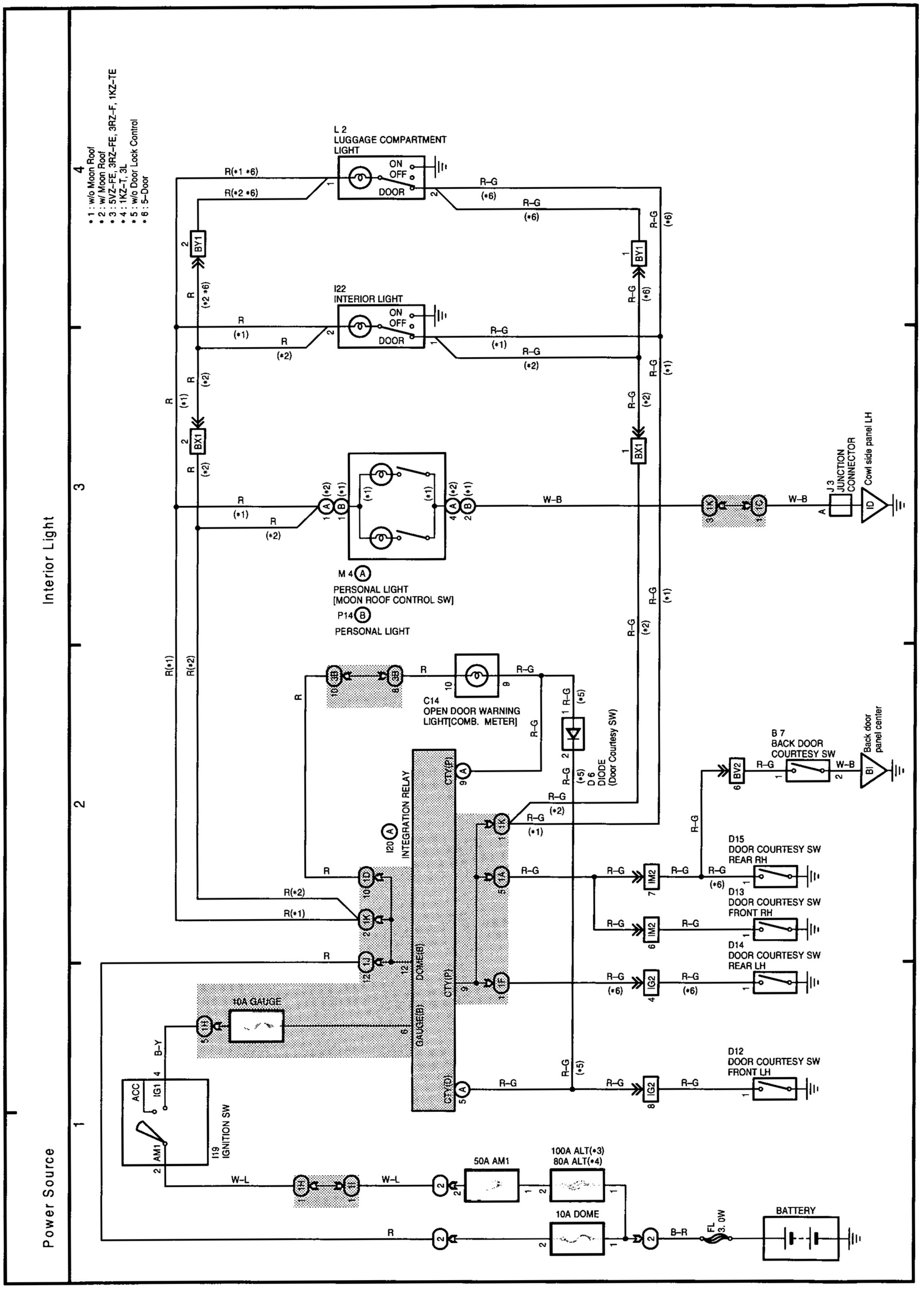

(Cont. next page)

Power Source

Illumination

1 2 3 4

* 1 : 5VZ-FE, 1KZ-TE
* 2 : Except 5VZ-FE, 1KZ-TE
* 3 : w/ Sub Fuel Tank
* 4 : w/o Sub Fuel Tank
* 5 : w/o Console Box
* 6 : Europe
* 7 : w/ Headlight Beam Level Control
* 8 : w/o Daytime Running Light
* 9 : w/ Daytime Running Light
*10 : 5VZ-FE, 3RZ-FE, 3RZ-F, 1KZ-TE
*11 : 1KZ-T, 3L
*12 : w/ Console Box

From Daytime Running Light Relay<11-3>

10A TAIL

TAIL RELAY

See Taillight System <15-1>

R 9 RHEOSTAT

C13 (C), C14 (D) METER ILLUMINATION [COMB. METER]

B 6 BLOWER SW

R 7 REAR WINDOW DEFOGGER SW

H 9 HAZARD SW

R 1 (A), R 2 (B) RADIO AND PLAYER

A18 A/C SW

R 6 (B) REAR HEATER SW(Front)

C 7 CIGARETTE LIGHTER ILLUMINATION

A27 ASHTRAY ILLUMINATION

J 7 JUNCTION CONNECTOR

C 9 CLOCK

C10 CLOCK AND SUB FUEL TANK GAUGE

H10 HEADLIGHT BEAM LEVEL CONTROL SW

M 2 MIRROR HEATER SW

R 6 (A) REAR HEATER SW(Front)

J 8 JUNCTION CONNECTOR

100A ALT(*10) 80A ALT(*11)

FL 3. 0W

BATTERY

J 3 JUNCTION CONNECTOR

Cowl side panel LH (ID)

J17 JUNCTION CONNECTOR

Cowl side panel RH (IE)

* 3 : w/ Sub Fuel Tank
* 5 : Dual A/C
* 6 : Europe
*12 : w/ Console Box

Illumination

5 6 7 8

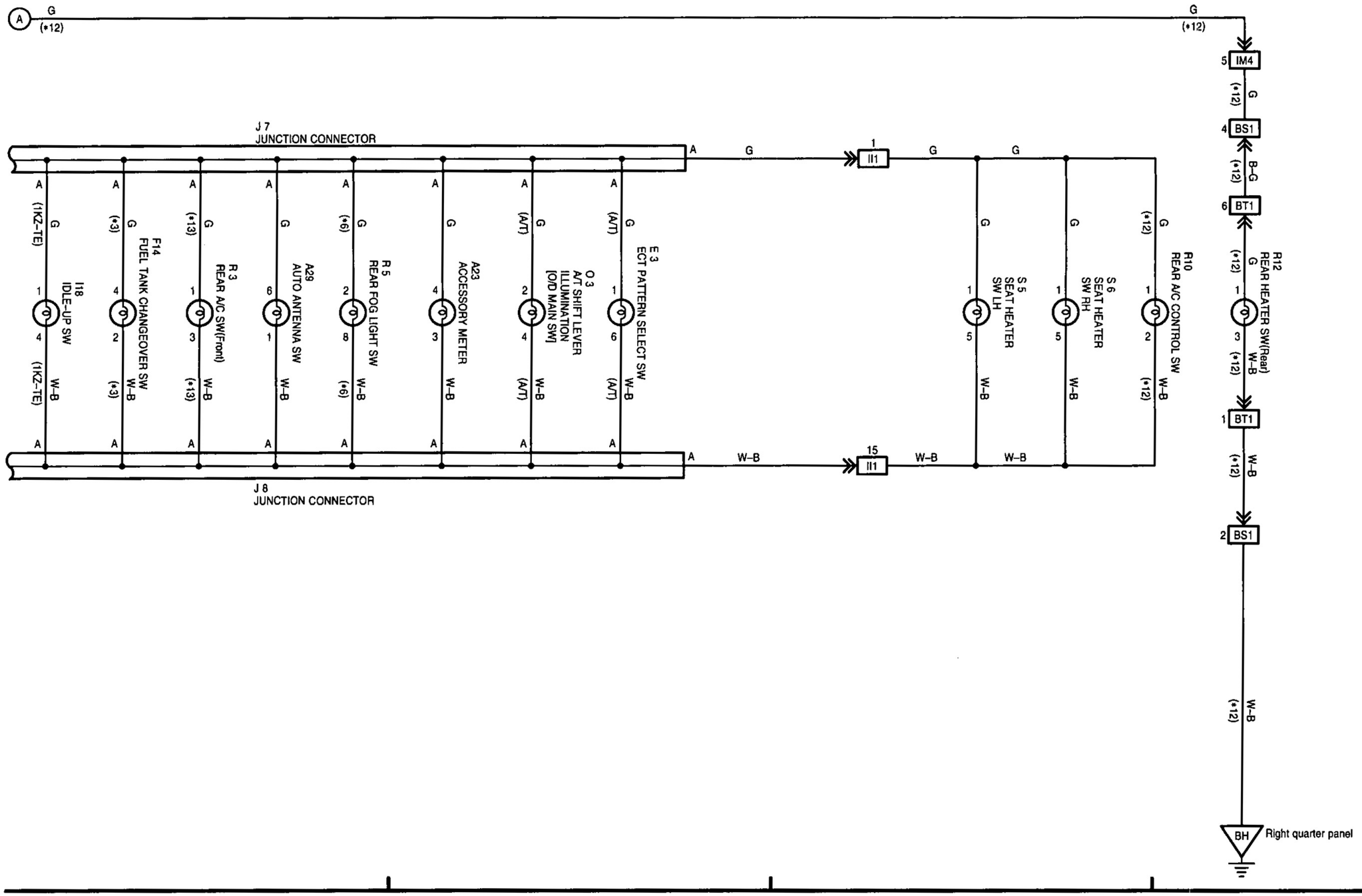

G

G OVERALL ELECTRICAL WIRING DIAGRAM

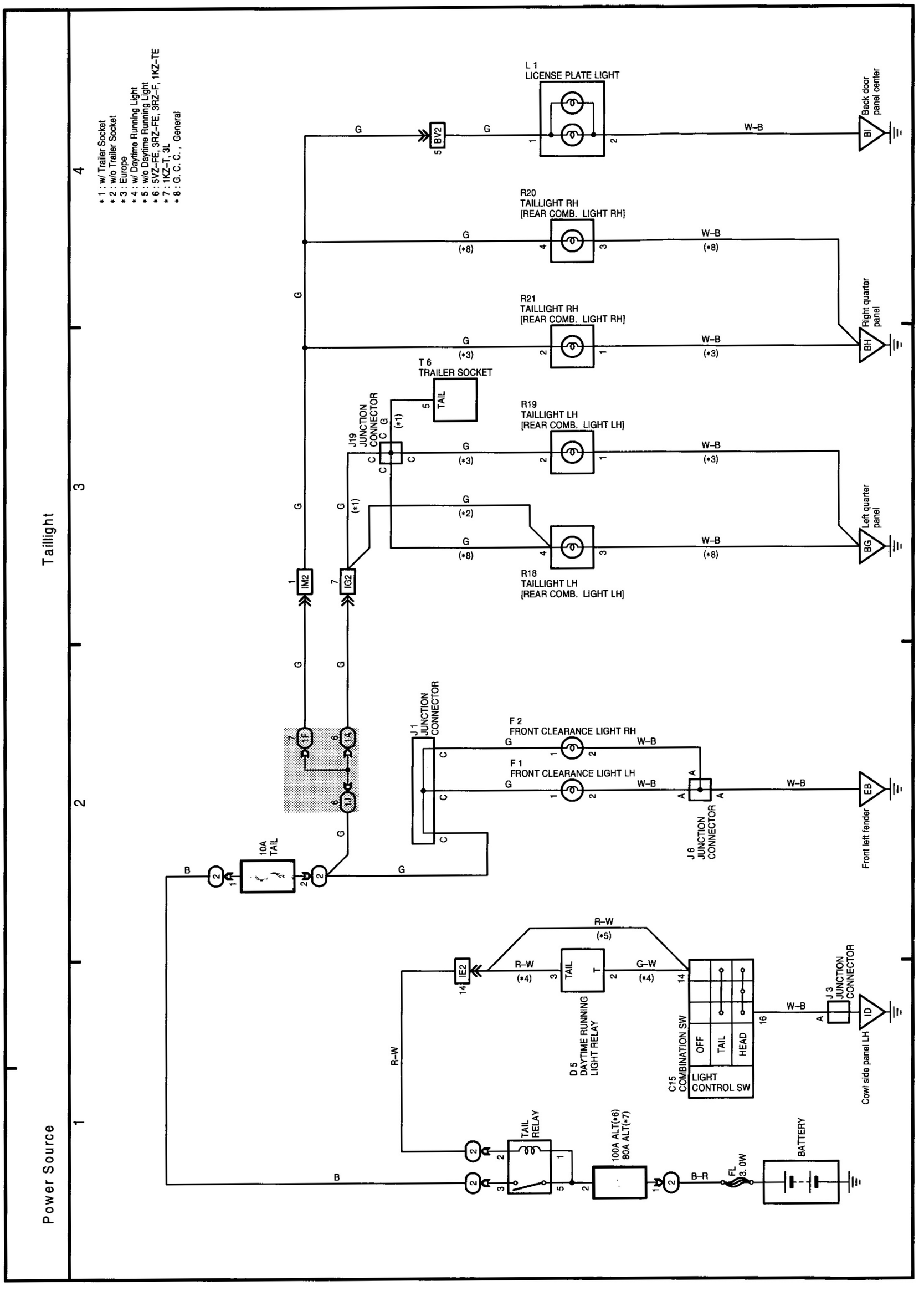

Power Source

Turn Signal and Hazard Warning Light

1 2 3 4

* 1 : w/ Trailer Socket
* 2 : w/o Trailer Socket
* 3 : Europe
* 4 : G. C. C. , General
* 5 : 5VZ-FE, 3RZ-FE, 3RZ-F, 1KZ-TE
* 6 : 1KZ-T, 3L

W
ACC
2 AM1
IG1 4
B-Y
I19
IGNITION SW
W
W-L
5 1H
10A TURN
2 1B
11 1D
1 1H
9 1J
1 1I
G-W
W-L
2
2
50A AM1
1
2
2
15A HAZ-HORN
2
2
100A ALT (*5)
80A ALT (*6)
1
1
2
B-R
FL 3. 0W
BATTERY
G-R
7
6
H 9
HAZARD SW
B1 F B2 TB TR TL
OFF
ON
5 4 2 1
G-W
G
G-Y
G-B
4 1B
8 1B
10 1B
G-W
2
1
TURN SIGNAL FLASHER
3
1 1C
W-B
A
J 3
JUNCTION CONNECTOR
Cowl side panel LH
ID
G-W
2
TL TB TR
LH
RH
C15
TURN SIGNAL SW
[COMB. SW]
1 3
G-B
G-Y
G-Y
(*1)
G-Y
2 1D 3 1E
6 1D 4 1E 2 1A 11 1J 7 1D 5 1F 1 1E 10 1J 1 1A
G-B G-Y G-B G-B G-B G-Y
1 2
LH RH
5
C13
TURN SIGNAL
INDICATOR
LIGHT
[COMB. METER]
W-B
G-Y
F 4
FRONT SIDE TURN
SIGNAL LIGHT RH
2
1
W-B
G-Y
F 6
FRONT TURN
SIGNAL LIGHT RH
1
2
W-B
13 IG4
(*1)
G-Y
1
TR
TL
T 6
TRAILER
SOCKET
2
G-B
(*1)
9 IG2
G-B
(*1)
D D
D D
J19
JUNCTION
CONNECTOR
G-B
(*4)
G-B
(*2)
D
(*3)
G-B
3
R19
REAR TURN SIGNAL
LIGHT LH
[REAR COMB.
LIGHT LH]
1
(*3)
W-B
R18
REAR TURN SIGNAL
LIGHT LH
[REAR COMB.
LIGHT LH]
1
3
(*4)
W-B
Left quarter panel
BG
G-B
2
1
F 3
FRONT SIDE TURN
SIGNAL LIGHT LH
W-B
A
A
J 6
JUNCTION CONNECTOR
W-B
EB
Front left
fender
G-B
1
2
F 5
FRONT TURN
SIGNAL LIGHT LH
W-B
13 3E
22 3E 16 3E
W-B
3 3D
4 3D
W-B
A A A A
A B
J 1 (A), J 2 (B)
JUNCTION CONNECTOR
W-B
W-B
A
J 3
JUNCTION
CONNECTOR
ID
Cowl side
panel LH
A
J17
JUNCTION
CONNECTOR
IE
Cowl side
panel RH
4 IM2
G-Y
(*4)
1
3
W-B
(*4)
R20
REAR TURN SIGNAL LIGHT RH
[REAR COMB. LIGHT RH]
BH
Right quarter
panel
G-Y
(*3)
3
1
W-B
(*3)
R21
REAR TURN SIGNAL LIGHT RH
[REAR COMB. LIGHT RH]

G

Power Source

Headlight Beam Level Control

1 2 3 4

J1 (A), J2 (B) JUNCTION CONNECTOR

* 1 : w/ Daytime Running Light
* 2 : w/o Daytime Running Light
* 3 : 5VZ-FE, 3RZ-FE, 3RZ-F, 1KZ-TE
* 4 : 1KZ-T, 3L

10A TAIL

See Taillight System<15-1>

TAIL RELAY

100A ALT(*3)
80A ALT(*4)

FL 3.0W

BATTERY

H1 HEADLIGHT BEAM LEVEL CONTROL ACTUATOR LH

H2 HEADLIGHT BEAM LEVEL CONTROL ACTUATOR RH

UP

DOWN

UP RELAY

DOWN RELAY

To Daytime Running Light Relay <11-3>

To Combination SW <12-1>

H10 HEADLIGHT BEAM LEVEL CONTROL SW

LH0 LH1 LH2 LH3 LH4 LH5

J4 (A), J5 (B) JUNCTION CONNECTOR

J6 JUNCTION CONNECTOR

Front left fender EB

Power Source | Headlight Cleaner | Seat Heater

* 1 : w/ Daytime Running Light
* 2 : w/o Daytime Running Light
* 3 : 5VZ-FE, 3RZ-FE, 3RZ-F, 1KZ-TE
* 4 : 1KZ-T, 3L

1 2 3 4

I19 IGNITION SW
ACC
AM1
IG1
B-Y
W-L
1H
1I
50A AM1
100A ALT(*3) 80A ALT(*4)
B-R
FL 3. 0W
BATTERY
20A WIPER
15A SEAT-HTR
1E
J16 JUNCTION CONNECTOR
IE1
H 3 HEADLIGHT CLEANER RELAY
PB
IG
MTR
E
H
F 7 HEADLIGHT CLEANER MOTOR [FRONT WASHER MOTOR]
J 6 JUNCTION CONNECTOR
C16 HEADLIGHT CLEANER SW [COMB. SW]
L-Y
R-G
R
W-B
To Daytime Running Light Relay<11-3>
To Combination SW <12-1>
Front right fender
EA
EB
Front left fender
B-W
II1
S 5 SEAT HEATER SW LH
S 6 SEAT HEATER SW RH
HI
LO
IG4
BZ1
IM2
Ba1
S11 SEAT HEATER (Driver' s Side)
S12 SEAT HEATER (Front Passenger' s Side)
J17 JUNCTION CONNECTOR
Cowl side panel RH
IE
BG
Left quarter panel
BH
Right quarter panel

G

G OVERALL ELECTRICAL WIRING DIAGRAM

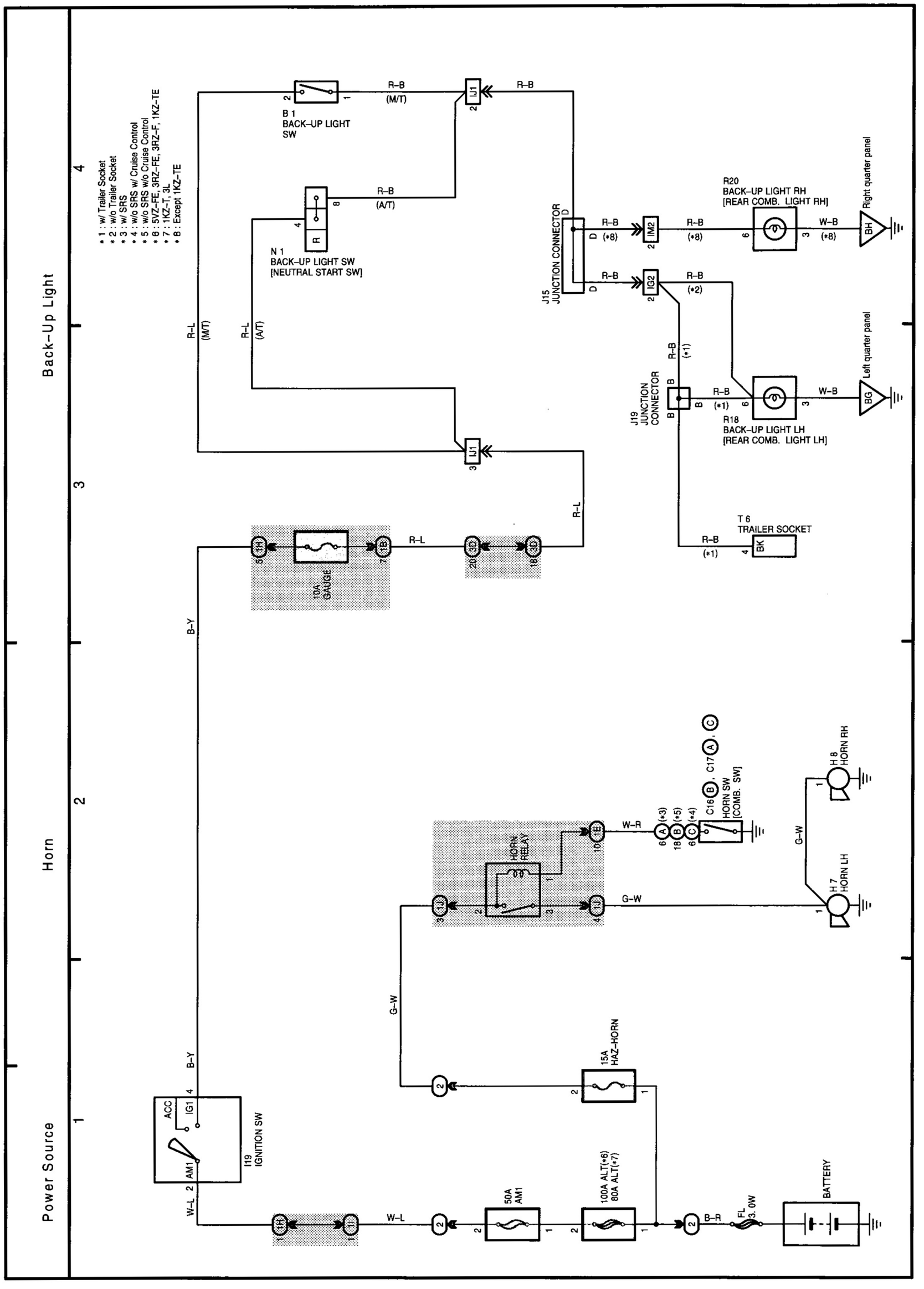

Power Source | Light Reminder Buzzer | Rear Fog Light

1 | 2 | 3 | 4

* 1 : w/ Daytime Running Light 1KZ-TE
* 2 : Except w/ Daytime Running Light 1KZ-TE
* 3 : 5VZ-FE, 3RZ-FE, 3RZ-F, 1KZ-TE
* 4 : 1KZ-T, 3L
* 5 : w/ Daytime Running Light
* 6 : w/o Daytime Running Light

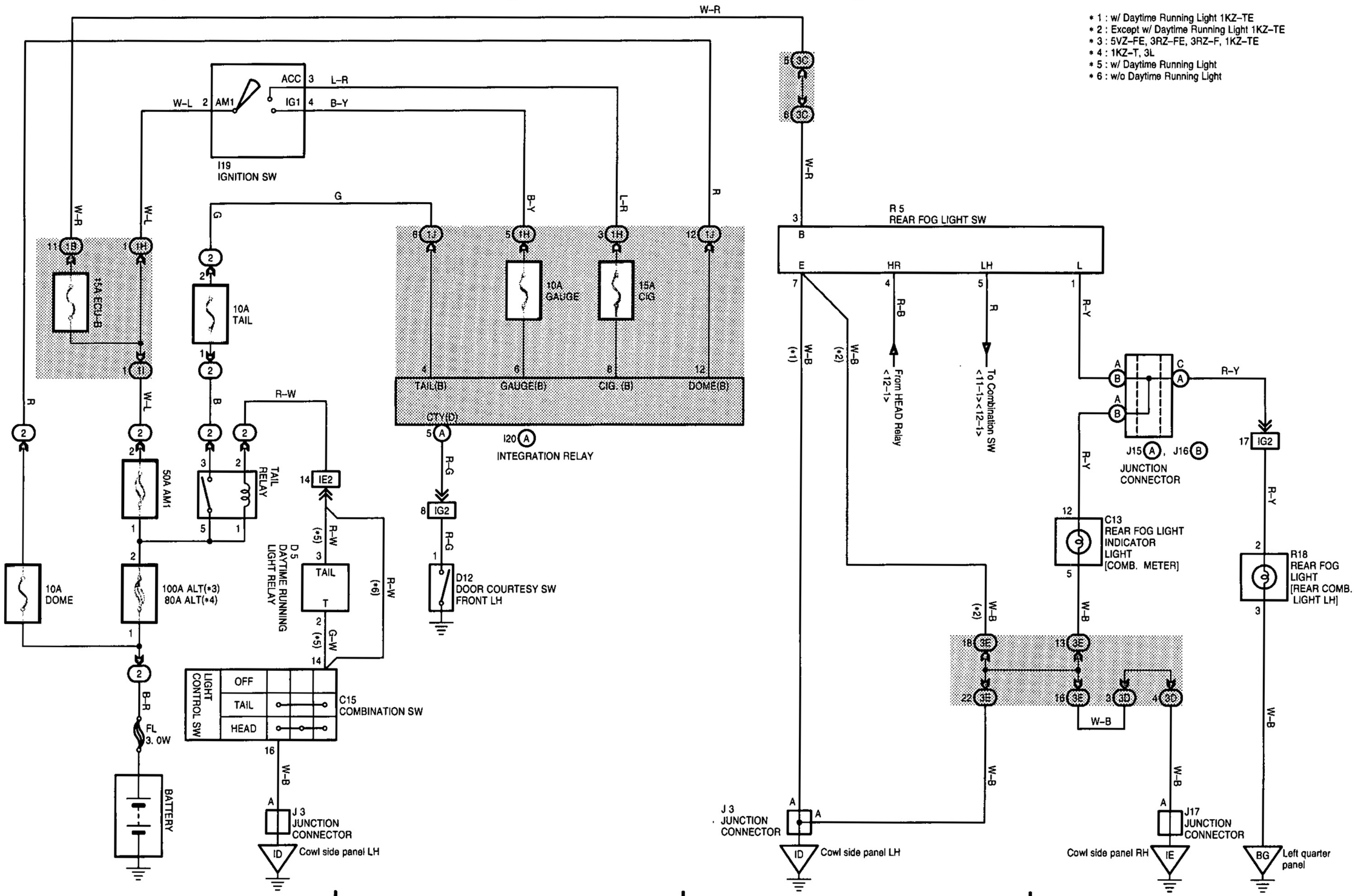

G

Power Source | Front Wiper and Washer | Rear Wiper and Washer

* 1 : 5VZ-FE, 3RZ-FE, 3RZ-F, 1KZ-TE
* 2 : 1KZ-T, 3L

1 | 2 | 3 | 4

B-Y

ACC
2 AM1
IG1 4
I19
IGNITION SW

5 1H
20A
WIPER
4 1A
5 1E

W-L

1 1H
1 1I

W-L

2
2
50A
AM1
1
2
100A ALT(*1)
80A ALT(*2)
1
2
B-R
FL
3. 0W
BATTERY

B B B B
J15 A , J16 B
JUNCTION
CONNECTOR
B A B A

L

2 IE1
5
F 7
FRONT WASHER
MOTOR
M
3 L-Y
8 IE2

L-Y

C16
FRONT WIPER AND WASHER SW
[COMB. SW]

WIPER SW

	+B	+2	+1	+S	INT1	INT2	B1
OFF			○		○		
INT			○		○		
LO	○						
HI	○						

WASHER SW

	EW	WF
OFF		
ON	○	

INTERMITTENT WIPER RELAY

+B	WF	+S	+1	+2	EW
17	11	16	7	8	2

L
L-Y
L-W
L-B
L-R

3 1 4
L 2
F 8
FRONT WIPER
MOTOR
M
5
W-B

12 3E
22 3E
16 3E
W-B
3 3D
4 3D
W-B

E A
J 9 A , J10 B
JUNCTION
CONNECTOR
D B
W-B
A
J 3
JUNCTION
CONNECTOR
A W-B
Cowl side panel LH
ID

A
J17
JUNCTION
CONNECTOR
Cowl side
panel RH
IE

1 IM4
L
5 BV1
L

C16
REAR WIPER AND WASHER SW
[COMB. SW]

	WR	C1R	+1R	EW
WASH	○			○
OFF				
INT		○		○
ON			○	○
WASH	○		○	○

12 L-R 4 IM4 4 BV1
13 L 3 IM4 6 BV1
10 L-B 2 IM4 7 BV1
2 W-B

R28
REAR WASHER MOTOR
2 M 1
L
L-R

R32
REAR WIPER RELAY
L 1
4 C1
6 LS
+B
+S
LM
2
3
L-R
L-W

3 1 4
+1 + S
M
R30
REAR WIPER
MOTOR

12 3E
22 3E
16 3E
W-B
3 3D
4 3D
W-B

J 3
JUNCTION
CONNECTOR
A
W-B
Cowl side
panel LH
ID

A
J17
JUNCTION
CONNECTOR
IE
Cowl side
panel RH

Power Source | Key Reminder and Seat Belt Warning | Cigarette Lighter | Clock

1 | 2 | 3 | 4

* 1 : w/ Sub Fuel Tank
* 2 : w/o Sub Fuel Tank
* 3 : 5VZ-FE, 3RZ-FE, 3RZ-F, 1KZ-TE
* 4 : 1KZ-T, 3L

I19 IGNITION SW
ACC
IG1
AM1
L-R
B-Y
W-L
R
10A GAUGE
50A AM1
10A DOME
100A ALT(*3) 80A ALT(*4)
FL 3. 0W
BATTERY
B-R
I20 INTEGRATION RELAY
GAUGE(B)
DOME(B)
EARTH
S/B WARNING LAMP
BKL SW.
CTY(D)
KEY U/L SW
R-L
B-L
C12, C14 SEAT BELT WARNING LIGHT [COMB. METER]
G
IG2
BZ1
B 9 BUCKLE SW (Driver' s Side)
Left quarter panel
BG
See Interior Light System <13-1>
U 1 UNLOCK WARNING SW
R-W
W-B
J 9, J10 JUNCTION CONNECTOR
J 3 JUNCTION CONNECTOR
ID
Cowl side panel LH
15A CIG
G-R
C 6 CIGARETTE LIGHTER
IE
Cowl side panel RH
J17 JUNCTION CONNECTOR
W-B (*2)
C 9, C10 CLOCK
ACC
+B
E(*1) E-(*2)
ILL+
BR
J16 JUNCTION CONNECTOR
IF
Instrument panel brace RH
See Illumination System <14-3>

G

Power Source | Moon Roof | Remote Control Mirror

1 | 2 | 3 | 4

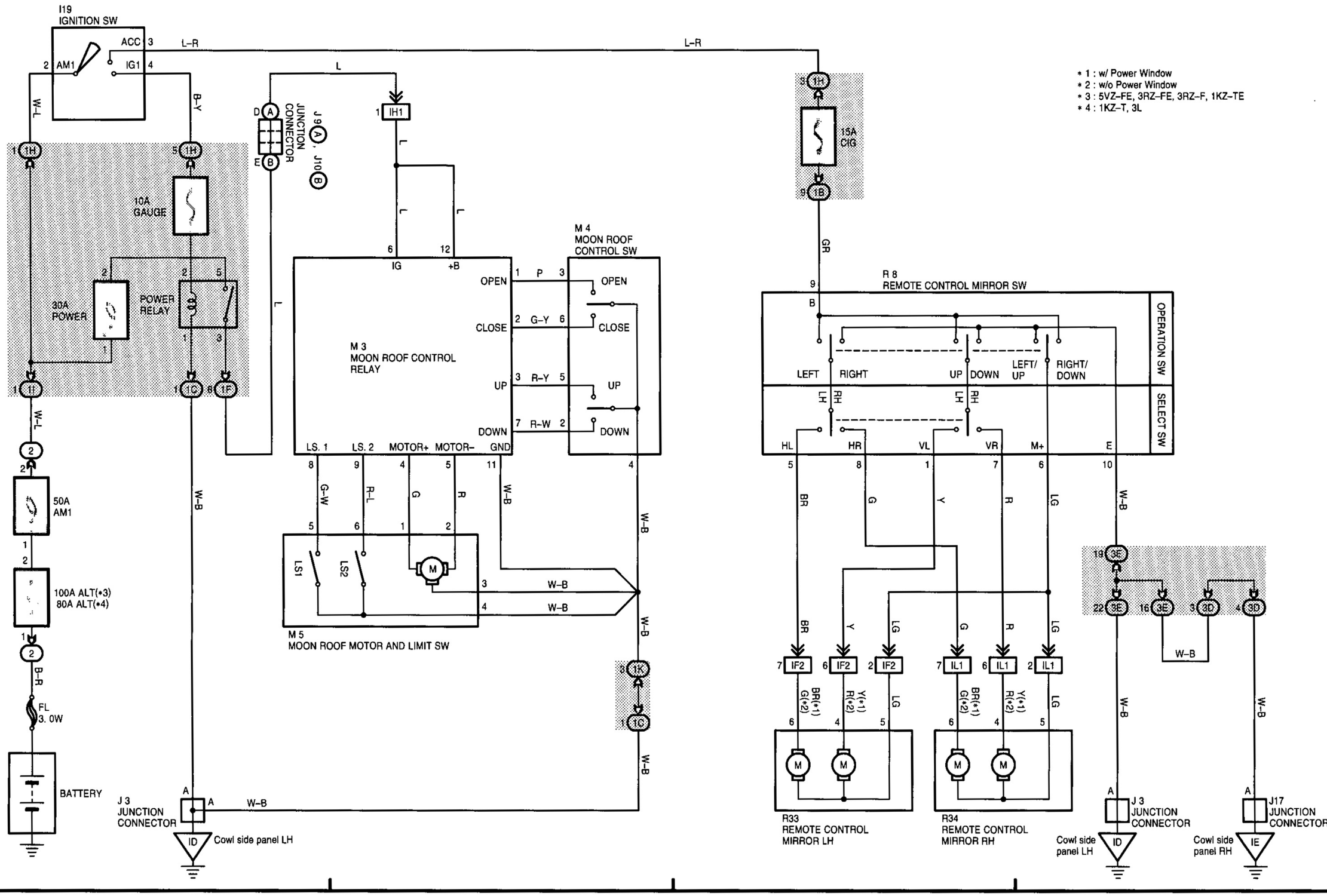

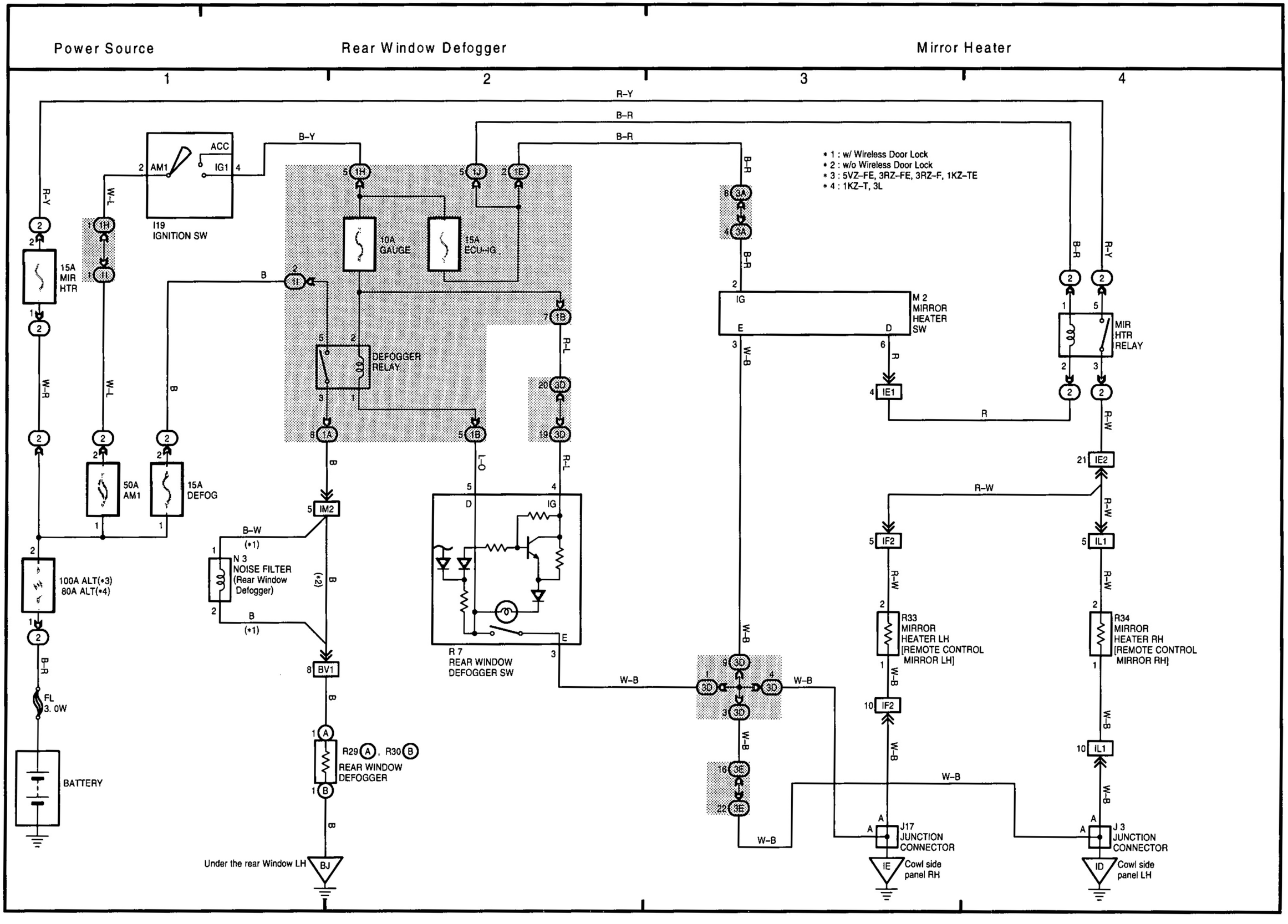
Power Source
Rear Window Defogger
Mirror Heater
1
2
3
4
R-Y
B-R
B-Y
B-R
* 1 : w/ Wireless Door Lock
* 2 : w/o Wireless Door Lock
* 3 : 5VZ-FE, 3RZ-FE, 3RZ-F, 1KZ-TE
* 4 : 1KZ-T, 3L
ACC
AM1
IG1
I19
IGNITION SW
W-L
15A
MIR
HTR
W-R
50A
AM1
15A
DEFOG
100A ALT(*3)
80A ALT(*4)
B-R
FL
3. 0W
BATTERY
10A
GAUGE
15A
ECU-IG
DEFOGGER
RELAY
B
B-W
(*1)
N 3
NOISE FILTER
(Rear Window
Defogger)
(*2)
R-L
L-O
R 7
REAR WINDOW
DEFOGGER SW
R29 A , R30 B
REAR WINDOW
DEFOGGER
Under the rear Window LH
BJ
W-B
M 2
MIRROR
HEATER
SW
IG
E
D
R
IE1
MIR
HTR
RELAY
R-W
IE2
R33
MIRROR
HEATER LH
[REMOTE CONTROL
MIRROR LH]
R34
MIRROR
HEATER RH
[REMOTE CONTROL
MIRROR RH]
J17
JUNCTION
CONNECTOR
IE
Cowl side
panel RH
J 3
JUNCTION
CONNECTOR
ID
Cowl side
panel LH

G

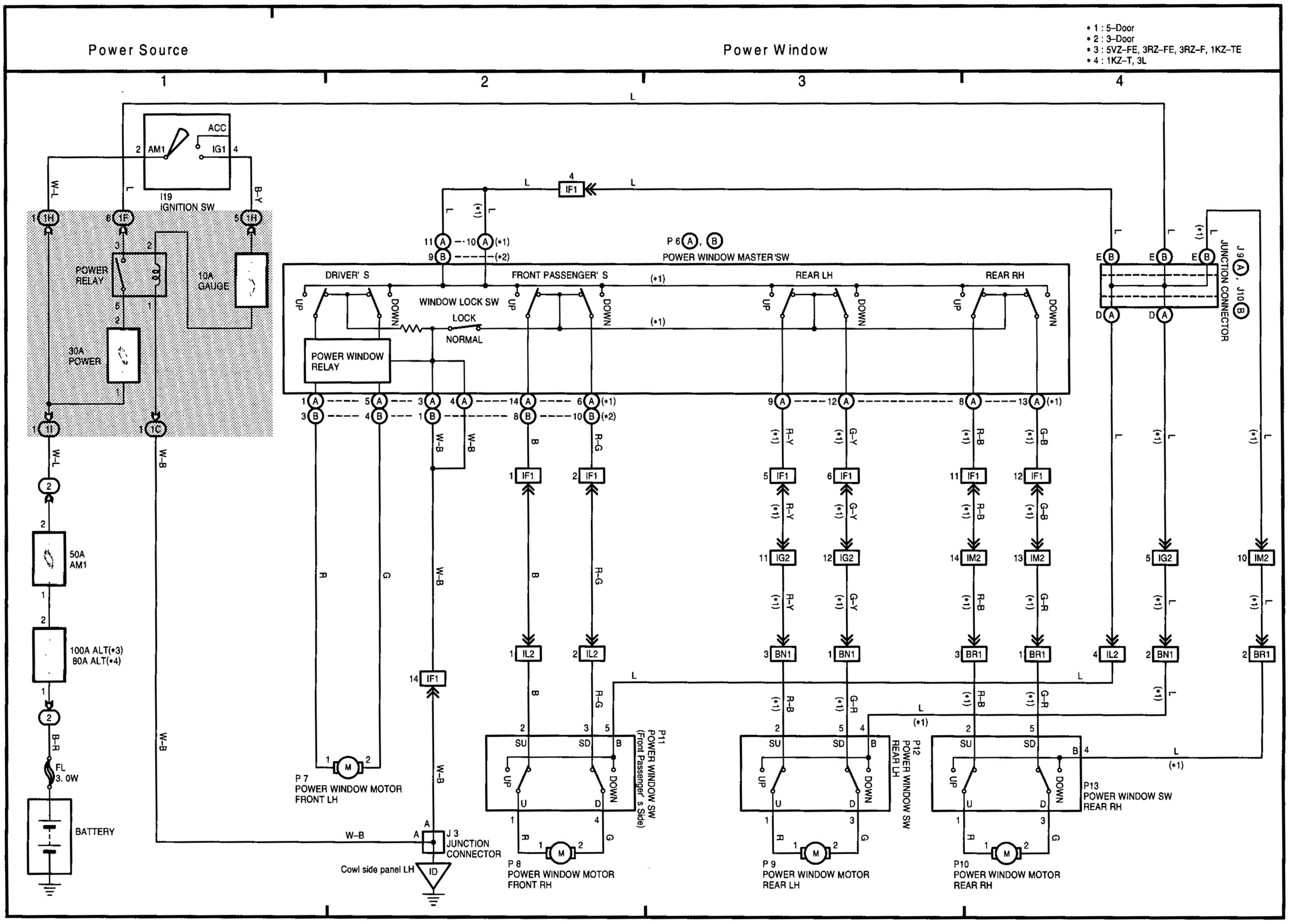
Power Source
Power Window
* 1 : 5–Door
* 2 : 3–Door
* 3 : 5VZ–FE, 3RZ–FE, 3RZ–F, 1KZ–TE
* 4 : 1KZ–T, 3L
1
2
3
4
ACC
AM1
IG1
I19
IGNITION SW
POWER RELAY
10A GAUGE
30A POWER
50A AM1
100A ALT(*3)
80A ALT(*4)
FL 3. 0W
BATTERY
W–L
B–Y
B–R
W–B
P 6 A, B
POWER WINDOW MASTER SW
DRIVER' S
FRONT PASSENGER' S
REAR LH
REAR RH
WINDOW LOCK SW
LOCK
NORMAL
UP
DOWN
POWER WINDOW RELAY
J 9 A, J10 B
JUNCTION CONNECTOR
P 7
POWER WINDOW MOTOR
FRONT LH
P 8
POWER WINDOW MOTOR
FRONT RH
P 9
POWER WINDOW MOTOR
REAR LH
P10
POWER WINDOW MOTOR
REAR RH
P11
POWER WINDOW SW
(Front Passenger' s Side)
P12
POWER WINDOW SW
REAR LH
P13
POWER WINDOW SW
REAR RH
J 3
JUNCTION
CONNECTOR
Cowl side panel LH
ID
SU
SD
U
D

(Cont. next page)

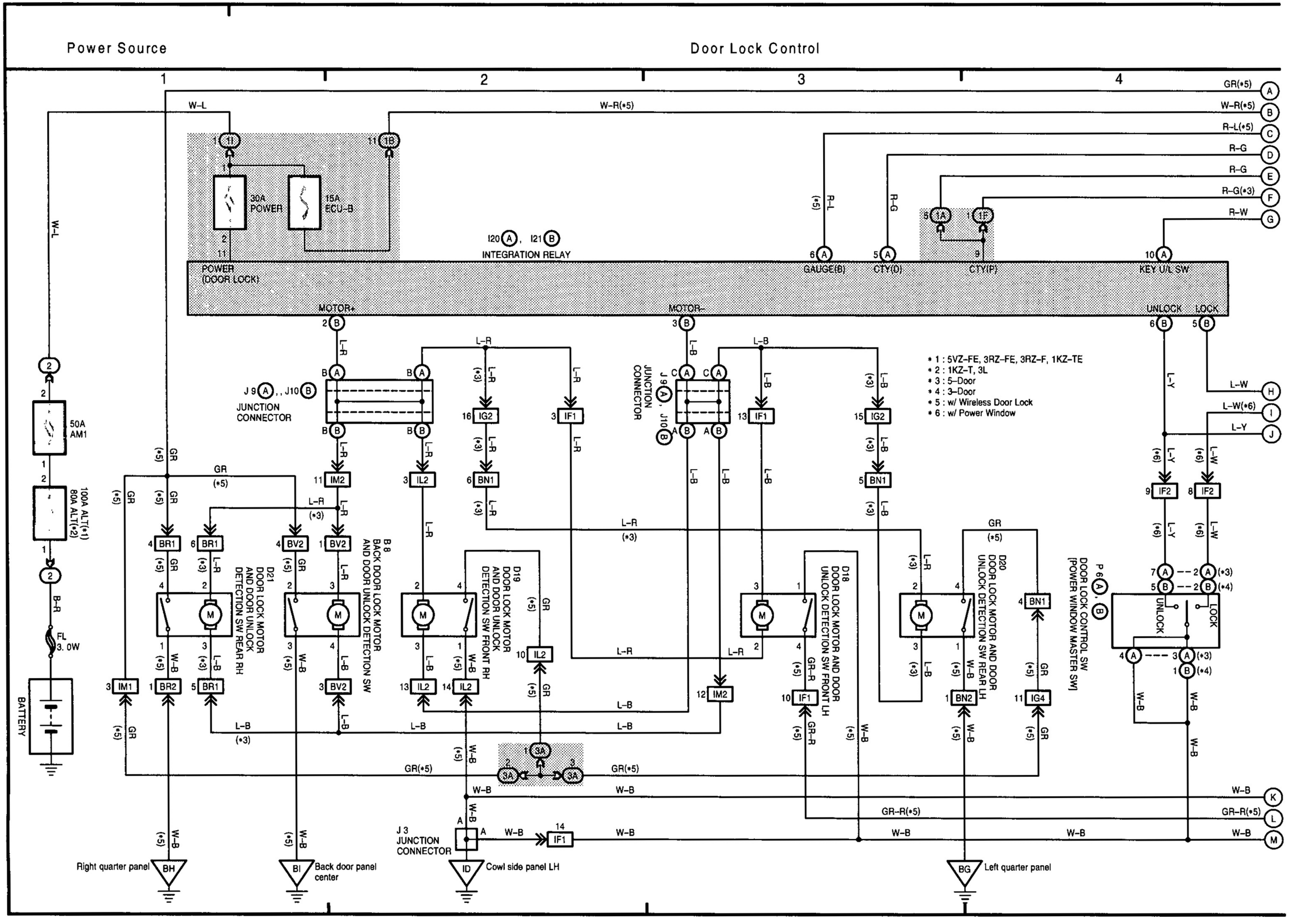

26 LAND CRUISER / LAND CRUISER PRADO (LHD) (Cont' d)

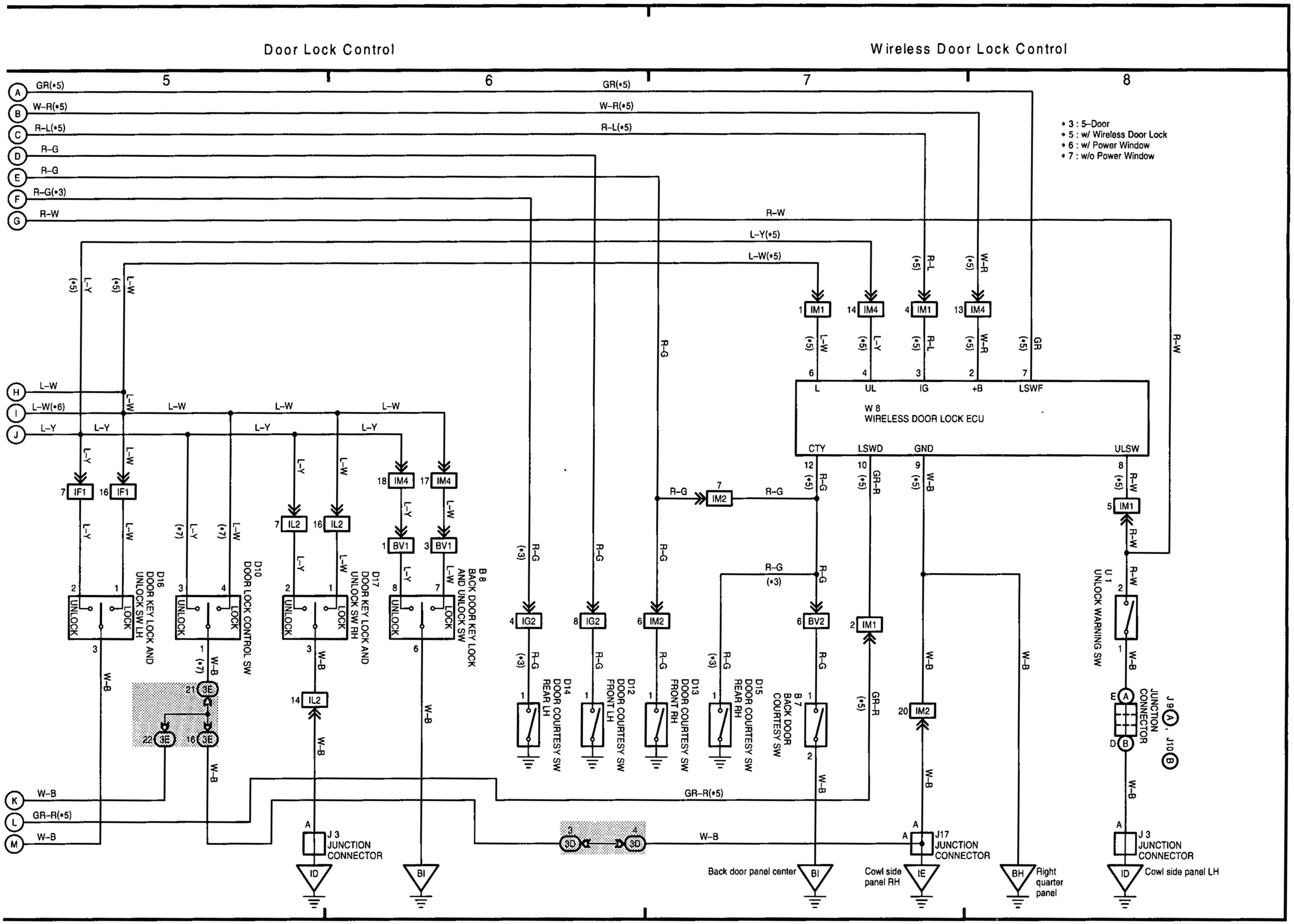

G

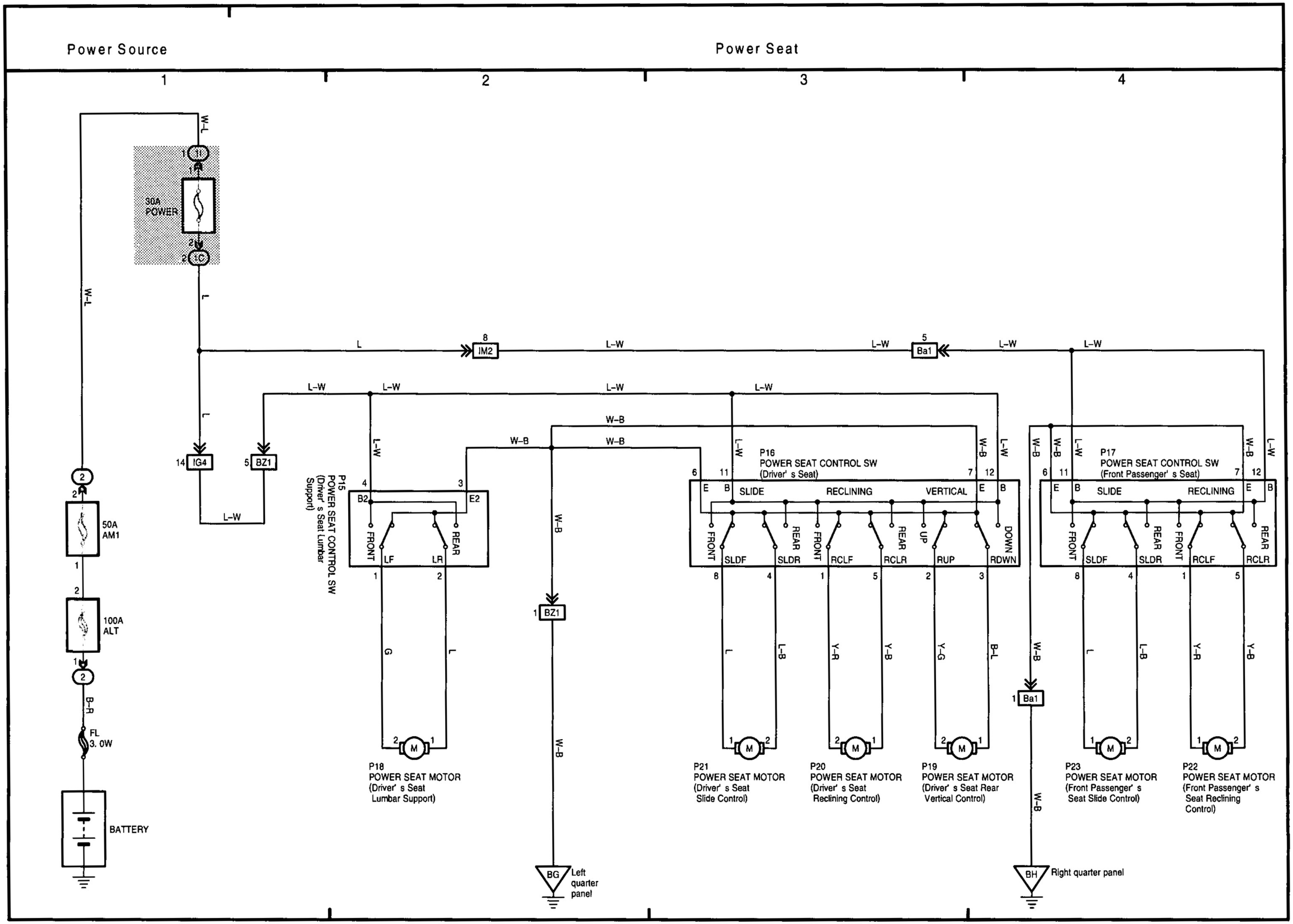
Power Source
Power Seat
1
2
3
4
30A POWER
1C
1I
W-L
L
IG4
BZ1
L-W
50A AM1
100A ALT
B-R
FL 3. 0W
BATTERY
IM2
Ba1
W-B
P15 POWER SEAT CONTROL SW (Driver' s Seat Lumbar Support)
FRONT
REAR
LF
LR
P18 POWER SEAT MOTOR (Driver' s Seat Lumbar Support)
BZ1
BG Left quarter panel
P16 POWER SEAT CONTROL SW (Driver' s Seat)
SLIDE
RECLINING
VERTICAL
SLDF
SLDR
RCLF
RCLR
RUP
RDWN
UP
DOWN
P21 POWER SEAT MOTOR (Driver' s Seat Slide Control)
P20 POWER SEAT MOTOR (Driver' s Seat Reclining Control)
P19 POWER SEAT MOTOR (Driver' s Seat Rear Vertical Control)
P17 POWER SEAT CONTROL SW (Front Passenger' s Seat)
P23 POWER SEAT MOTOR (Front Passenger' s Seat Slide Control)
P22 POWER SEAT MOTOR (Front Passenger' s Seat Reclining Control)
BH Right quarter panel

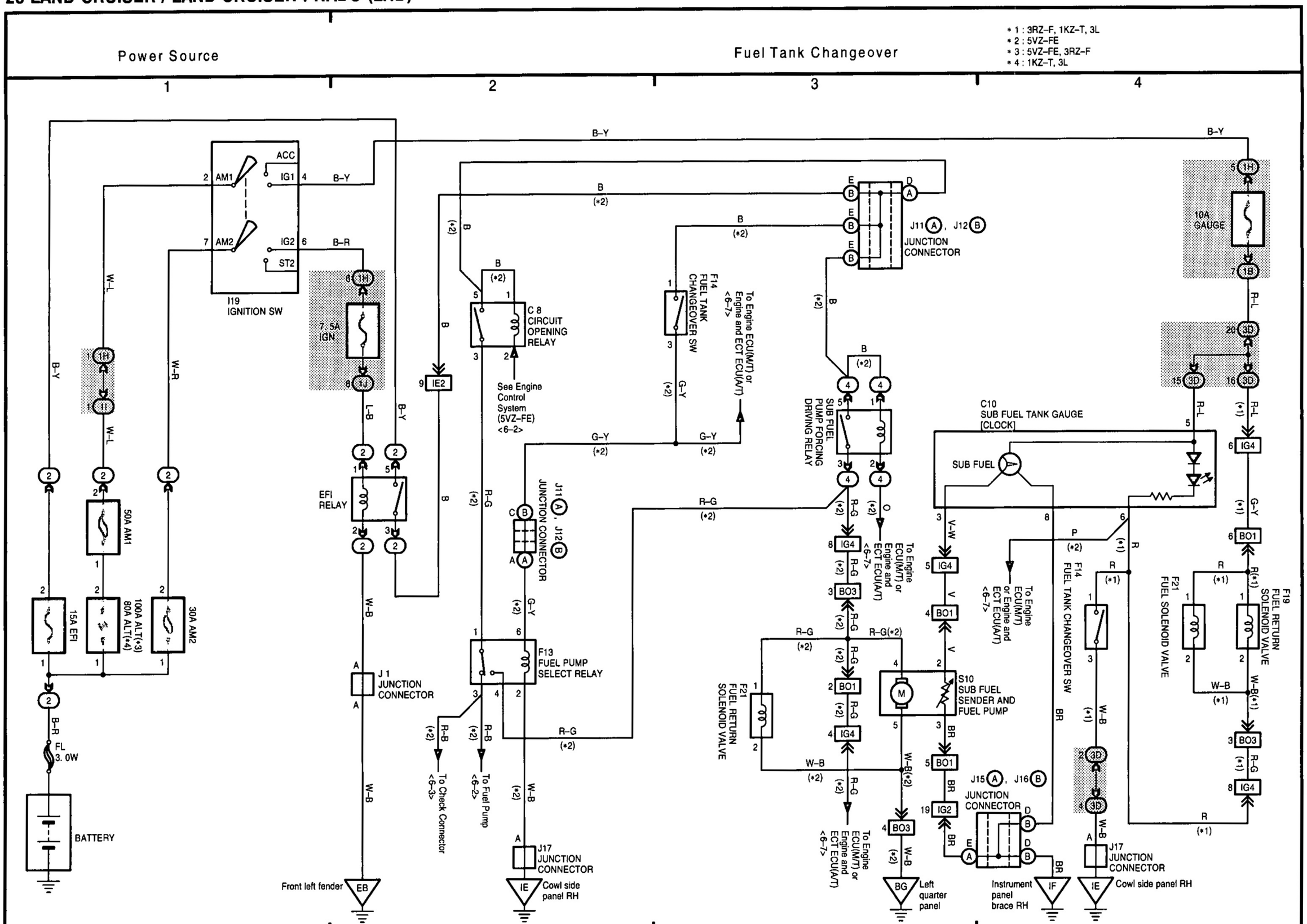
Power Source
Fuel Tank Changeover
* 1 : 3RZ-F, 1KZ-T, 3L
* 2 : 5VZ-FE
* 3 : 5VZ-FE, 3RZ-F
* 4 : 1KZ-T, 3L
1
2
3
4
I19 IGNITION SW
ACC
IG1
IG2
ST2
AM1
AM2
7.5A IGN
EFI RELAY
50A AM1
15A EFI
100A ALT(*3) 80A ALT(*4)
30A AM2
FL 3.0W
BATTERY
J 1 JUNCTION CONNECTOR
Front left fender
C 8 CIRCUIT OPENING RELAY
See Engine Control System (5VZ-FE) <6-2>
J11 A, J12 B JUNCTION CONNECTOR
F13 FUEL PUMP SELECT RELAY
To Check Connector <6-3>
To Fuel Pump <6-2>
J17 JUNCTION CONNECTOR
Cowl side panel RH
F14 FUEL TANK CHANGEOVER SW
To Engine ECU(M/T) or Engine and ECT ECU(A/T) <6-7>
J11 A, J12 B JUNCTION CONNECTOR
SUB FUEL PUMP FORCING DRIVING RELAY
F21 FUEL RETURN SOLENOID VALVE
S10 SUB FUEL SENDER AND FUEL PUMP
Left quarter panel
C10 SUB FUEL TANK GAUGE [CLOCK]
SUB FUEL
F14 FUEL TANK CHANGEOVER SW
J15 A, J16 B JUNCTION CONNECTOR
Instrument panel brace RH
F21 FUEL SOLENOID VALVE
F19 FUEL RETURN SOLENOID VALVE
10A GAUGE
J17 JUNCTION CONNECTOR
Cowl side panel RH

G

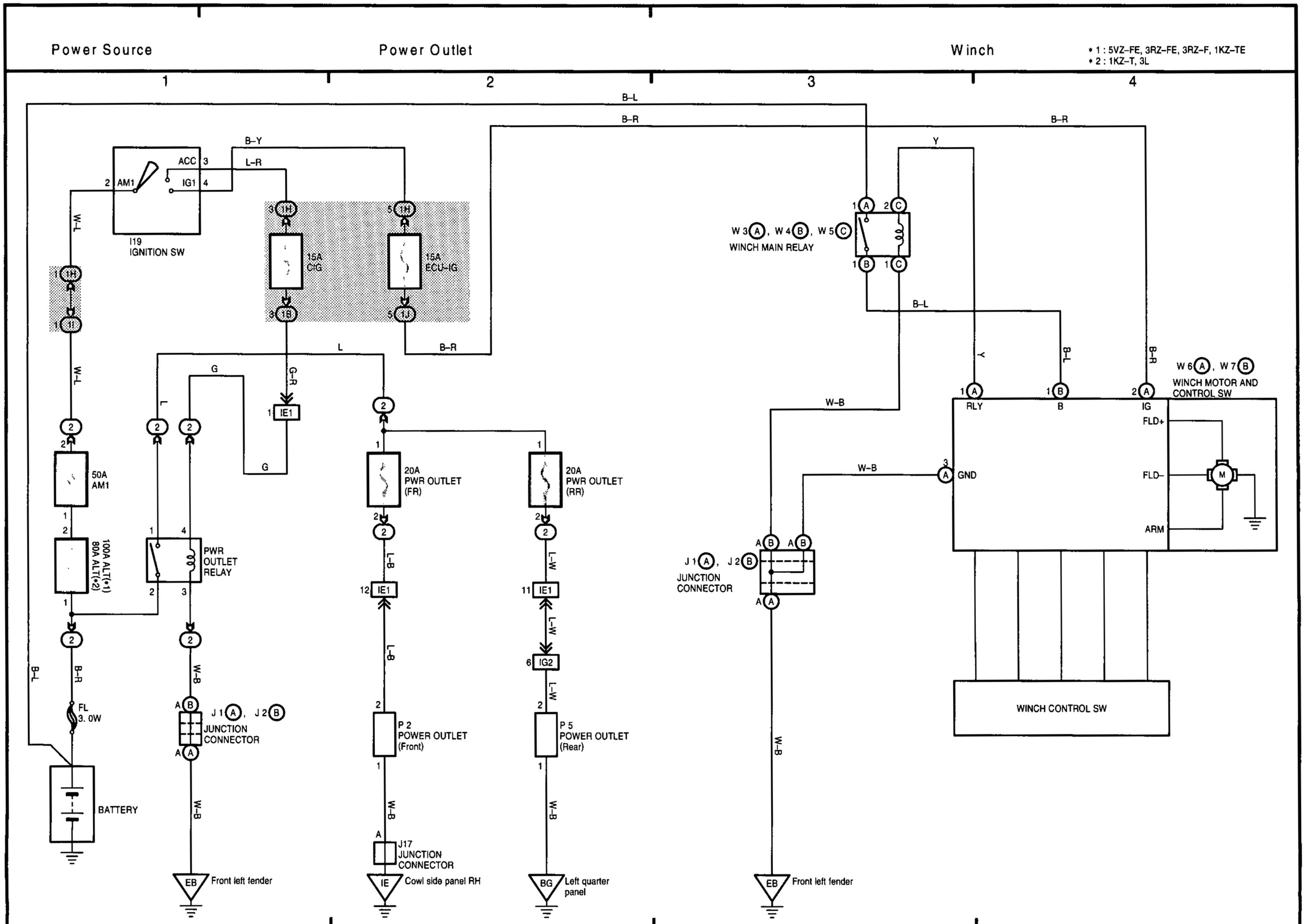
Power Source
Power Outlet
Winch
* 1 : 5VZ-FE, 3RZ-FE, 3RZ-F, 1KZ-TE
* 2 : 1KZ-T, 3L
1
2
3
4
B-L
B-R
B-Y
L-R
ACC
IG1
AM1
I19
IGNITION SW
15A
CIG
15A
ECU-IG
W-L
L
G
G-R
IE1
50A
AM1
100A ALT(*1)
80A ALT(*2)
PWR
OUTLET
RELAY
FL
3. 0W
BATTERY
J1 A , J2 B
JUNCTION
CONNECTOR
W-B
EB
Front left fender
20A
PWR OUTLET
(FR)
L-B
P 2
POWER OUTLET
(Front)
J17
JUNCTION
CONNECTOR
IE
Cowl side panel RH
20A
PWR OUTLET
(RR)
L-W
IG2
P 5
POWER OUTLET
(Rear)
BG
Left quarter
panel
W 3 A , W 4 B , W 5 C
WINCH MAIN RELAY
Y
W-B
W 6 A , W 7 B
WINCH MOTOR AND
CONTROL SW
RLY
B
IG
FLD+
GND
FLD-
ARM
M
WINCH CONTROL SW

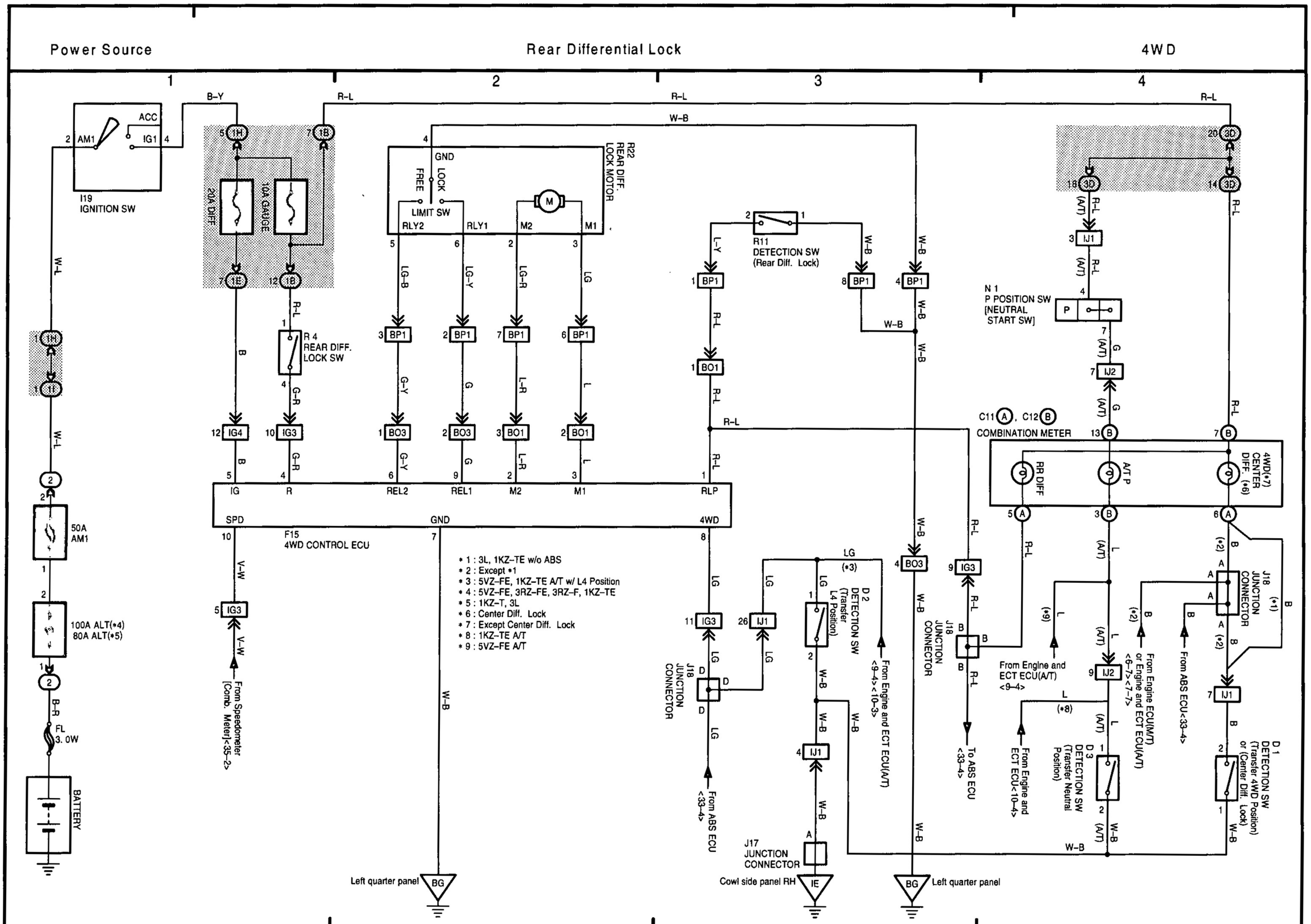
Power Source
Rear Differential Lock
4WD
1
2
3
4
ACC
AM1
IG1
I19
IGNITION SW
B-Y
W-L
20A DIFF.
10A GAUGE
R-L
R 4
REAR DIFF.
LOCK SW
B
G-R
W-B
R22
REAR DIFF.
LOCK MOTOR
GND
FREE
LOCK
LIMIT SW
RLY2
RLY1
M2
M1
LG-B
LG-Y
LG-R
LG
G-Y
G
L-R
L
R11
DETECTION SW
(Rear Diff. Lock)
L-Y
W-B
BP1
BO1
BO3
IG4
IG3
IG
R
REL2
REL1
M2
M1
RLP
SPD
GND
4WD
F15
4WD CONTROL ECU
V-W
From Speedometer
[Comb. Meter]<35-2>
W-B
Left quarter panel
BG
* 1 : 3L, 1KZ-TE w/o ABS
* 2 : Except *1
* 3 : 5VZ-FE, 1KZ-TE A/T w/ L4 Position
* 4 : 5VZ-FE, 3RZ-FE, 3RZ-F, 1KZ-TE
* 5 : 1KZ-T, 3L
* 6 : Center Diff. Lock
* 7 : Except Center Diff. Lock
* 8 : 1KZ-TE A/T
* 9 : 5VZ-FE A/T
50A
AM1
100A ALT(*4)
80A ALT(*5)
B-R
FL
3. 0W
BATTERY
J18
JUNCTION
CONNECTOR
LG
(*3)
D 2
DETECTION SW
(Transfer
L4 Position)
From Engine and ECT ECU(A/T)
<9-4><10-3>
From ABS ECU
<33-4>
J17
JUNCTION
CONNECTOR
Cowl side panel RH
IE
Left quarter panel
BG
To ABS ECU
<33-4>
From Engine and
ECT ECU(A/T)
<9-4>
From Engine and
ECT ECU<10-4>
D 3
DETECTION SW
(Transfer Neutral
Position)
From Engine ECU(M/T)
or Engine and ECT ECU(A/T)
<6-7><7-7>
From ABS ECU<33-4>
D 1
DETECTION SW
(Transfer 4WD Position)
or (Center Diff. Lock)
4WD(*7)
CENTER
DIFF. (*6)
RR DIFF
A/T P
C11 A , C12 B
COMBINATION METER
N 1
P POSITION SW
[NEUTRAL
START SW]
P
IJ1
IJ2
(A/T)
(*1)
(*2)
(*8)
(*9)

G

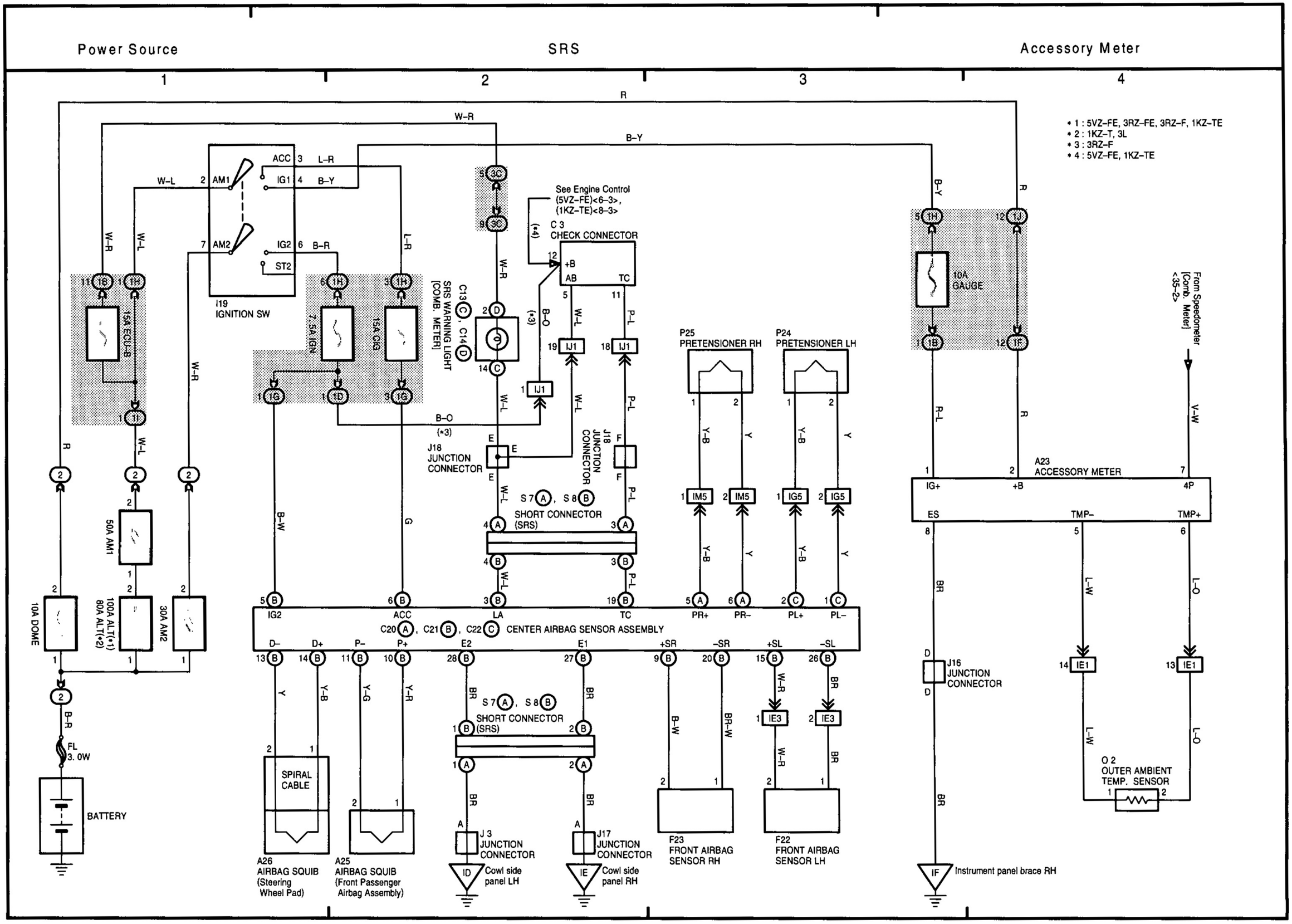
Power Source
SRS
Accessory Meter
1
2
3
4
* 1 : 5VZ-FE, 3RZ-FE, 3RZ-F, 1KZ-TE
* 2 : 1KZ-T, 3L
* 3 : 3RZ-F
* 4 : 5VZ-FE, 1KZ-TE
ACC
IG1
IG2
ST2
AM1
AM2
I19
IGNITION SW
15A ECU-B
7.5A IGN
15A CIG
10A DOME
50A AM1
100A ALT(*1)
80A ALT(*2)
30A AM2
FL
3.0W
BATTERY
See Engine Control (5VZ-FE)<6-3>, (1KZ-TE)<8-3>
C 3
CHECK CONNECTOR
+B
AB
TC
SRS WARNING LIGHT [COMB. METER]
C13, C14
J18
JUNCTION CONNECTOR
S 7, S 8
SHORT CONNECTOR (SRS)
P25
PRETENSIONER RH
P24
PRETENSIONER LH
10A
GAUGE
From Speedometer [Comb. Meter] <35-2>
A23
ACCESSORY METER
IG+
+B
4P
ES
TMP-
TMP+
J16
JUNCTION CONNECTOR
IE1
O 2
OUTER AMBIENT TEMP. SENSOR
IG2
ACC
LA
TC
PR+
PR-
PL+
PL-
C20, C21, C22
CENTER AIRBAG SENSOR ASSEMBLY
D-
D+
P-
P+
E2
E1
+SR
-SR
+SL
-SL
SPIRAL CABLE
A26
AIRBAG SQUIB (Steering Wheel Pad)
A25
AIRBAG SQUIB (Front Passenger Airbag Assembly)
J 3
JUNCTION CONNECTOR
ID
Cowl side panel LH
J17
JUNCTION CONNECTOR
IE
Cowl side panel RH
F23
FRONT AIRBAG SENSOR RH
F22
FRONT AIRBAG SENSOR LH
IE3
IF
Instrument panel brace RH

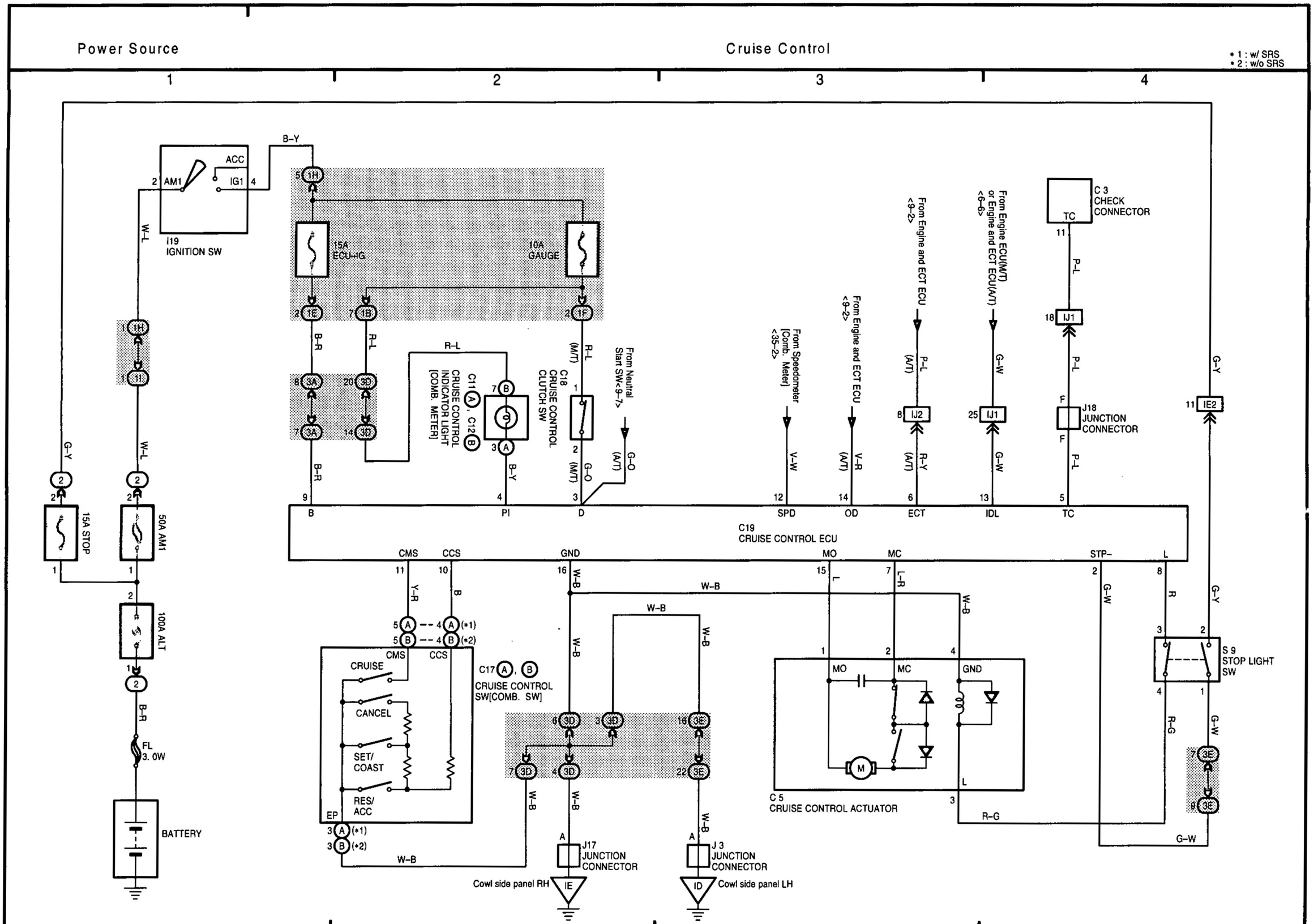
Power Source
Cruise Control
* 1 : w/ SRS
* 2 : w/o SRS
1
2
3
4
ACC
IG1
AM1
I19
IGNITION SW
B-Y
W-L
15A
ECU-IG
10A
GAUGE
B-R
R-L
R-L
(M/T)
From Neutral
Start SW<9-7>
G-O
(A/T)
C11 A , C12 B
CRUISE CONTROL
INDICATOR LIGHT
[COMB. METER]
C18
CRUISE CONTROL
CLUTCH SW
From Speedometer
[Comb. Meter]
<35-2>
From Engine and ECT ECU
<9-2>
From Engine and ECT ECU
<9-2>
From Engine ECU(M/T)
or Engine and ECT ECU(A/T)
<6-6>
C 3
CHECK
CONNECTOR
TC
P-L
J18
JUNCTION
CONNECTOR
G-Y
IE2
V-W
V-R
R-Y
G-W
P-L
B
PI
D
SPD
OD
ECT
IDL
TC
C19
CRUISE CONTROL ECU
CMS
CCS
GND
MO
MC
STP-
L
Y-R
B
W-B
L
L-R
G-W
R
G-Y
S 9
STOP LIGHT
SW
R-G
G-W
C17 A , B
CRUISE CONTROL
SW[COMB. SW]
CRUISE
CANCEL
SET/
COAST
RES/
ACC
EP
C 5
CRUISE CONTROL ACTUATOR
J17
JUNCTION
CONNECTOR
J 3
JUNCTION
CONNECTOR
Cowl side panel RH
Cowl side panel LH
IE
ID
15A STOP
50A AM1
100A ALT
FL
3. 0W
BATTERY

G

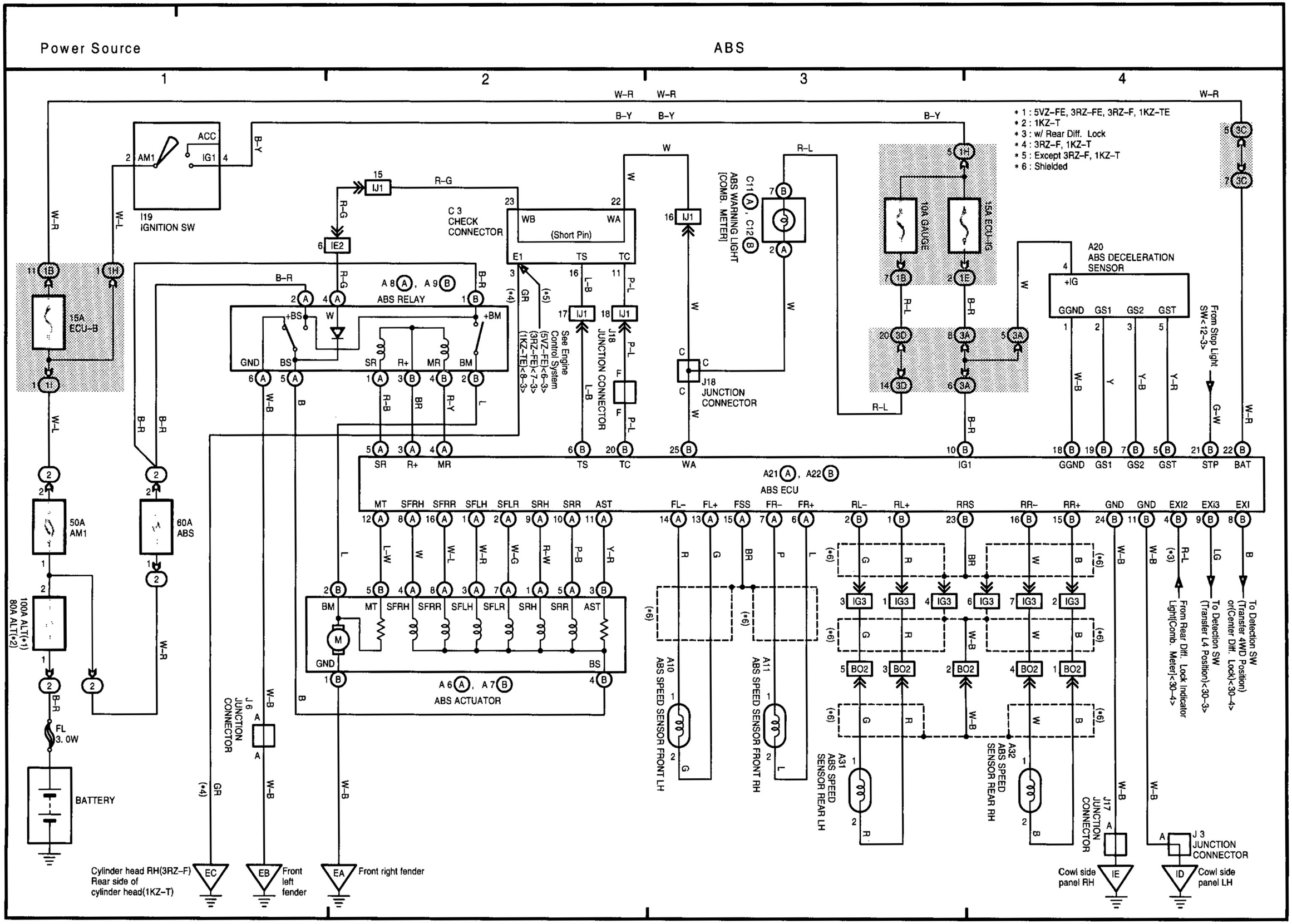
Power Source
ABS
1
2
3
4
* 1 : 5VZ-FE, 3RZ-FE, 3RZ-F, 1KZ-TE
* 2 : 1KZ-T
* 3 : w/ Rear Diff. Lock
* 4 : 3RZ-F, 1KZ-T
* 5 : Except 3RZ-F, 1KZ-T
* 6 : Shielded
I19 IGNITION SW
ACC
AM1
IG1
15A ECU-B
50A AM1
60A ABS
100A ALT(*1) 80A ALT(*2)
FL 3.0W
BATTERY
C 3 CHECK CONNECTOR
(Short Pin)
ABS RELAY
A 8 (A), A 9 (B)
+BS
+BM
GND
BS
SR
R+
MR
BM
See Engine Control System (5VZ-FE)<6-3> (3RZ-FE)<7-3> (1KZ-TE)<8-3>
J18 JUNCTION CONNECTOR
C11 (A), C12 (B)
ABS WARNING LIGHT [COMB. METER]
J18 JUNCTION CONNECTOR
10A GAUGE
15A ECU-IG
A20 ABS DECELERATION SENSOR
+IG
GGND
GS1
GS2
GST
From Stop Light SW<12-3>
A21 (A), A22 (B)
ABS ECU
MT
SFRH
SFRR
SFLH
SFLR
SRH
SRR
AST
FL-
FL+
FSS
FR-
FR+
RL-
RL+
RRS
RR-
RR+
GND
EXI2
EXi3
EXI
STP
BAT
IG1
TS
TC
WA
A 6 (A), A 7 (B)
ABS ACTUATOR
A10 ABS SPEED SENSOR FRONT LH
A11 ABS SPEED SENSOR FRONT RH
A31 ABS SPEED SENSOR REAR LH
A32 ABS SPEED SENSOR REAR RH
J 6 JUNCTION CONNECTOR
J17 JUNCTION CONNECTOR
J 3 JUNCTION CONNECTOR
To Detection SW (Transfer 4WD Position) or(Center Diff. Lock)<30-4>
To Detection SW (Transfer L4 Position)<30-3>
From Rear Diff. Lock Indicator Light(Comb. Meter)<30-4>
Cylinder head RH(3RZ-F) Rear side of cylinder head(1KZ-T)
Front left fender
Front right fender
Cowl side panel RH
Cowl side panel LH
EC
EB
EA
IE
ID

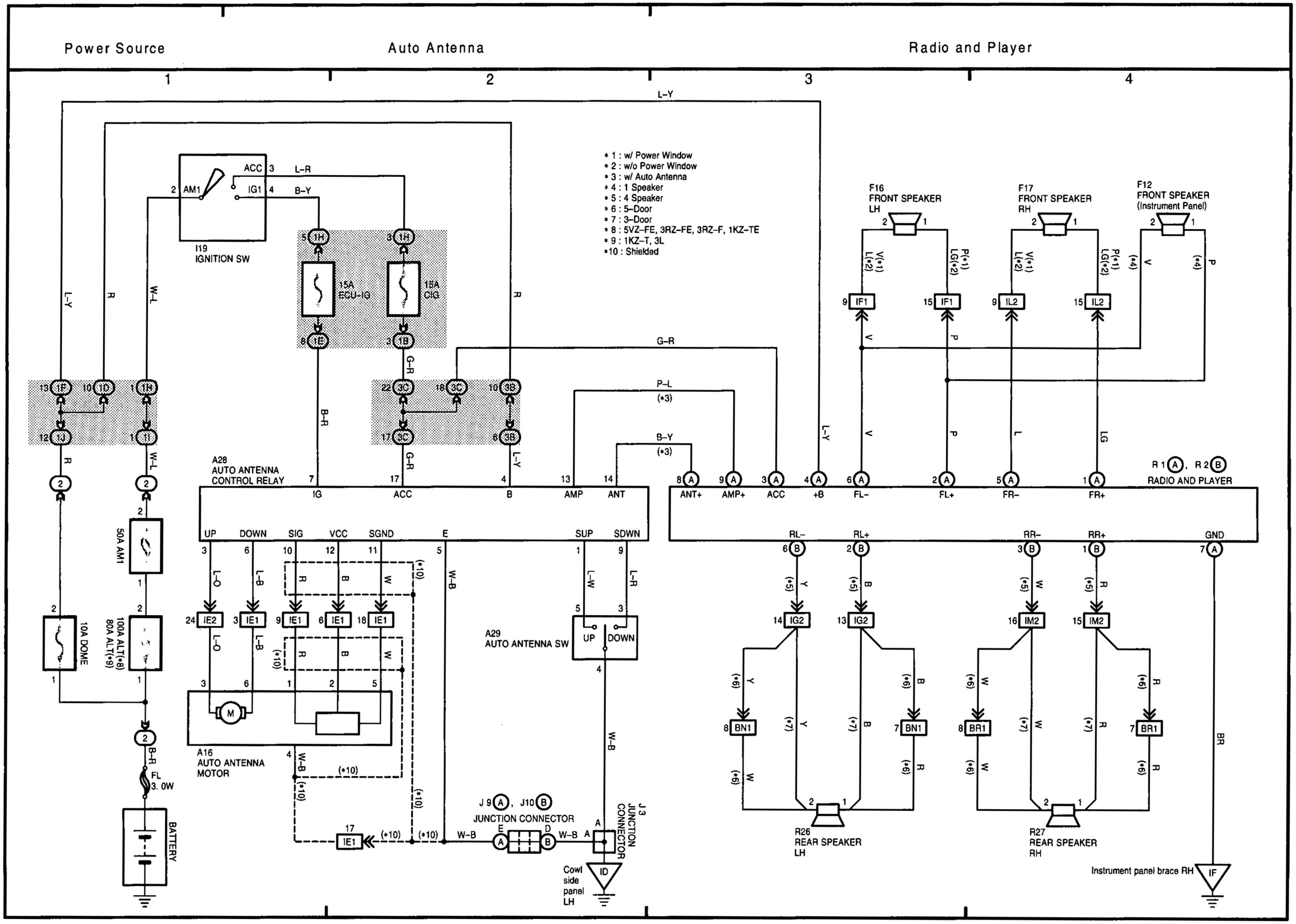
Power Source
Auto Antenna
Radio and Player
1
2
3
4
* 1 : w/ Power Window
* 2 : w/o Power Window
* 3 : w/ Auto Antenna
* 4 : 1 Speaker
* 5 : 4 Speaker
* 6 : 5-Door
* 7 : 3-Door
* 8 : 5VZ-FE, 3RZ-FE, 3RZ-F, 1KZ-TE
* 9 : 1KZ-T, 3L
*10 : Shielded
I19
IGNITION SW
ACC
IG1
AM1
15A
ECU-IG
15A
CIG
50A AM1
10A DOME
100A ALT(*8)
80A ALT(*9)
FL
3. 0W
BATTERY
A28
AUTO ANTENNA
CONTROL RELAY
A16
AUTO ANTENNA
MOTOR
A29
AUTO ANTENNA SW
UP
DOWN
J 9 (A), J10 (B)
JUNCTION CONNECTOR
J 3
JUNCTION
CONNECTOR
Cowl
side
panel
LH
ID
F16
FRONT SPEAKER
LH
F17
FRONT SPEAKER
RH
F12
FRONT SPEAKER
(Instrument Panel)
R 1 (A), R 2 (B)
RADIO AND PLAYER
ANT+
AMP+
ACC
+B
FL-
FL+
FR-
FR+
RL-
RL+
RR-
RR+
GND
R26
REAR SPEAKER
LH
R27
REAR SPEAKER
RH
Instrument panel brace RH
IF

G

(Cont. next page)

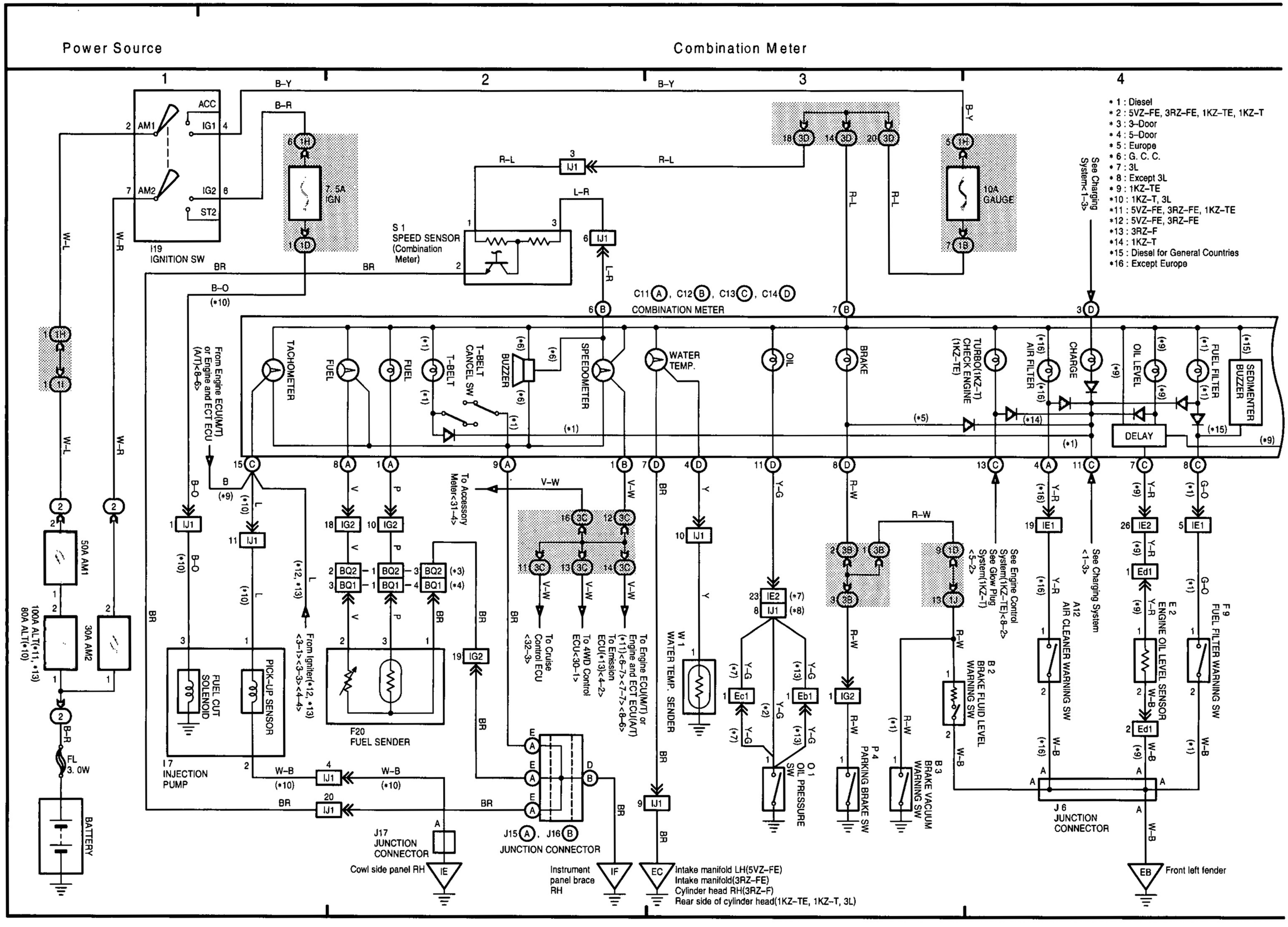

35 LAND CRUISER / LAND CRUISER PRADO (LHD) (Cont' d)

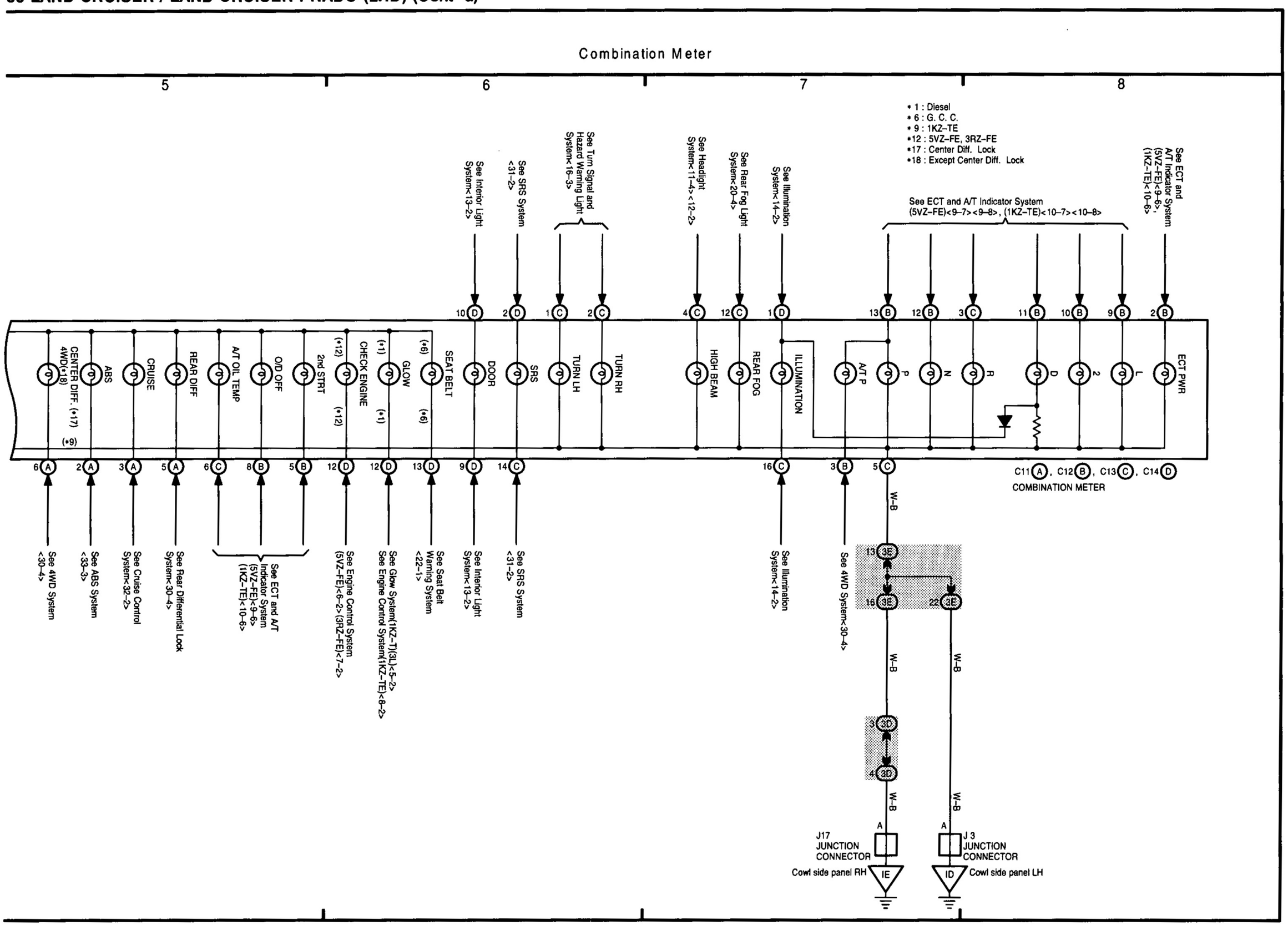

G

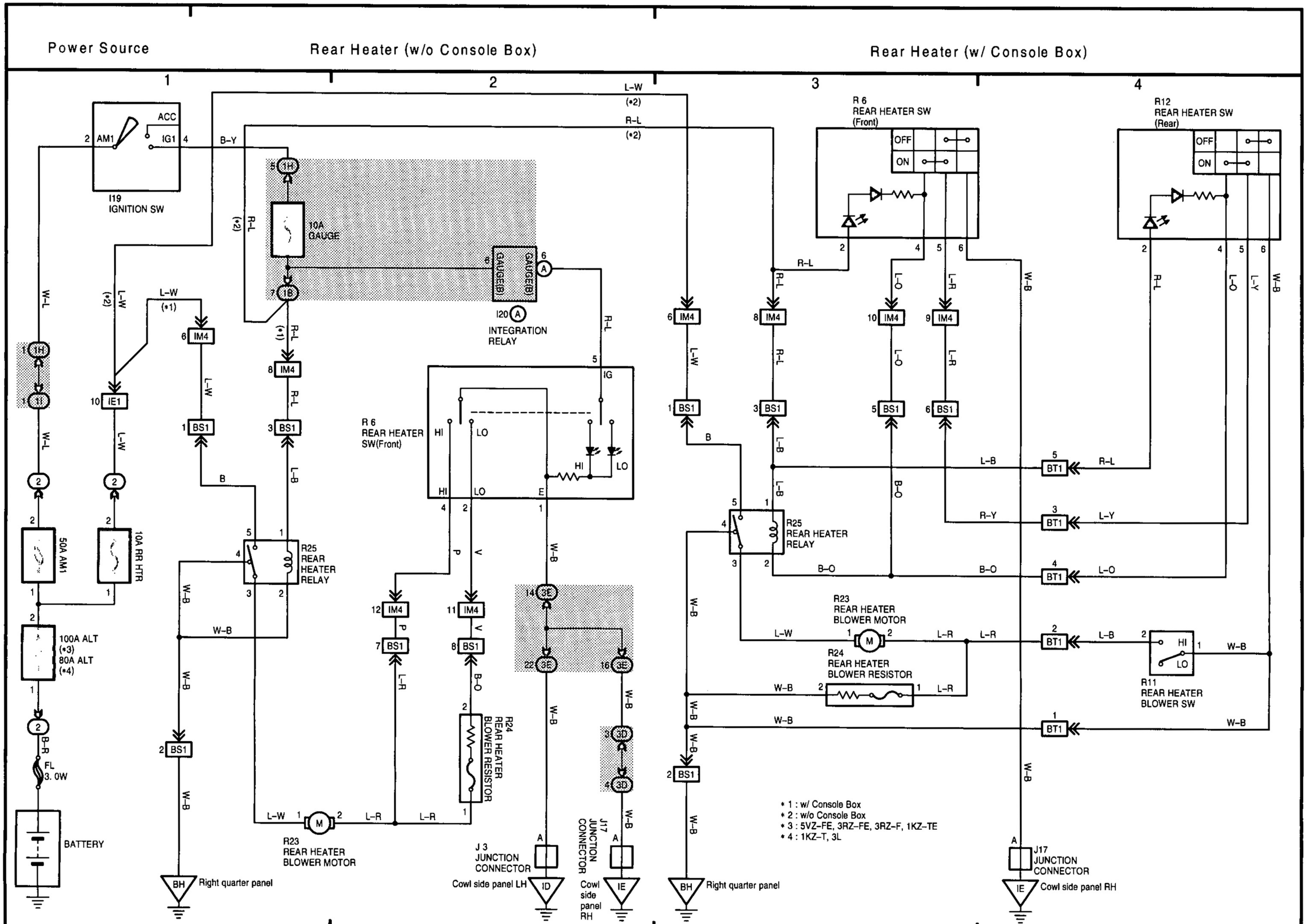
Power Source
Rear Heater (w/o Console Box)
Rear Heater (w/ Console Box)
1
2
3
4
ACC
AM1
IG1
I19
IGNITION SW
B-Y
L-W
(*2)
R-L
(*2)
10A
GAUGE
GAUGE(B)
I20
INTEGRATION
RELAY
IG
L-W
(*1)
R-L
(*1)
R 6
REAR HEATER
SW(Front)
HI
LO
E
R25
REAR
HEATER
RELAY
R24
REAR HEATER
BLOWER RESISTOR
R23
REAR HEATER
BLOWER MOTOR
W-B
B
P
V
L-R
L-B
B-O
R-Y
L-Y
L-O
R-L
R 6
REAR HEATER SW
(Front)
OFF
ON
R12
REAR HEATER SW
(Rear)
R25
REAR HEATER
RELAY
R23
REAR HEATER
BLOWER MOTOR
R24
REAR HEATER
BLOWER RESISTOR
R11
REAR HEATER
BLOWER SW
J17
JUNCTION
CONNECTOR
J 3
JUNCTION
CONNECTOR
50A AM1
10A RR HTR
100A ALT
(*3)
80A ALT
(*4)
FL
3. 0W
BATTERY
Right quarter panel
Cowl side panel LH
Cowl side panel RH
* 1 : w/ Console Box
* 2 : w/o Console Box
* 3 : 5VZ-FE, 3RZ-FE, 3RZ-F, 1KZ-TE
* 4 : 1KZ-T, 3L

(Cont. next page)

Power Source | Condenser Fan | Air Conditioner

1 | 2 | 3 | 4

* 1 : Dual A/C
* 2 : Single A/C
* 3 : 5VZ-FE, 3RZ-FE
* 4 : 1KZ-TE
* 5 : 1KZ-T, 3L
* 6 : 3RZ-F
* 7 : General, Europe
* 8 : G. C. C.
* 9 : Except 3RZ-F

I19 IGNITION SW
ACC
AM1
IG1
AM2
IG2
ST2
10A GAUGE
HEATER RELAY
J1 JUNCTION CONNECTOR
J2 JUNCTION CONNECTOR
A2 A/C DUAL PRESSURE SW
A4 A/C DUAL PRESSURE SW
J14 JUNCTION CONNECTOR
B4 BLOWER MOTOR
B5 BLOWER RESISTOR
B6 BLOWER SW
OFF LO M1 M2 HI
10A A. C
7.5A IGN
V2 VSV(A/C Idle-Up)
To Emission ECU <4-2>
A18 A/C SW
20A RR A. C
20A CDS FAN
50A AM1
60A HEATER
100A ALT (*3, *4, *6)
80A ALT (*5)
30A AM2
FL 3. 0W
BATTERY
MAGNET CLUTCH RELAY
CDS FAN RELAY
A4 A/C SINGLE PRESSURE SW
A1 A/C CONDENSER FAN MOTOR
J17 JUNCTION CONNECTOR
J3 JUNCTION CONNECTOR
J10 JUNCTION CONNECTOR
Front left fender
Front right fender
Cowl side panel RH
Cowl side panel LH

W-L(*1) A
W(*1) B-R
L L
W(*2) R-L(*1) B
W W(*2) C
W(*9) W(*1) W(*9) D
W W E
P-L(*6) F
R-L(*1) G
W-R(*1) H
W-R(*2) I
B-Y(*1) J
R-L(*1) K
R-L(*1) L
L(*1) M

(Cont. next page)

Air Conditioner

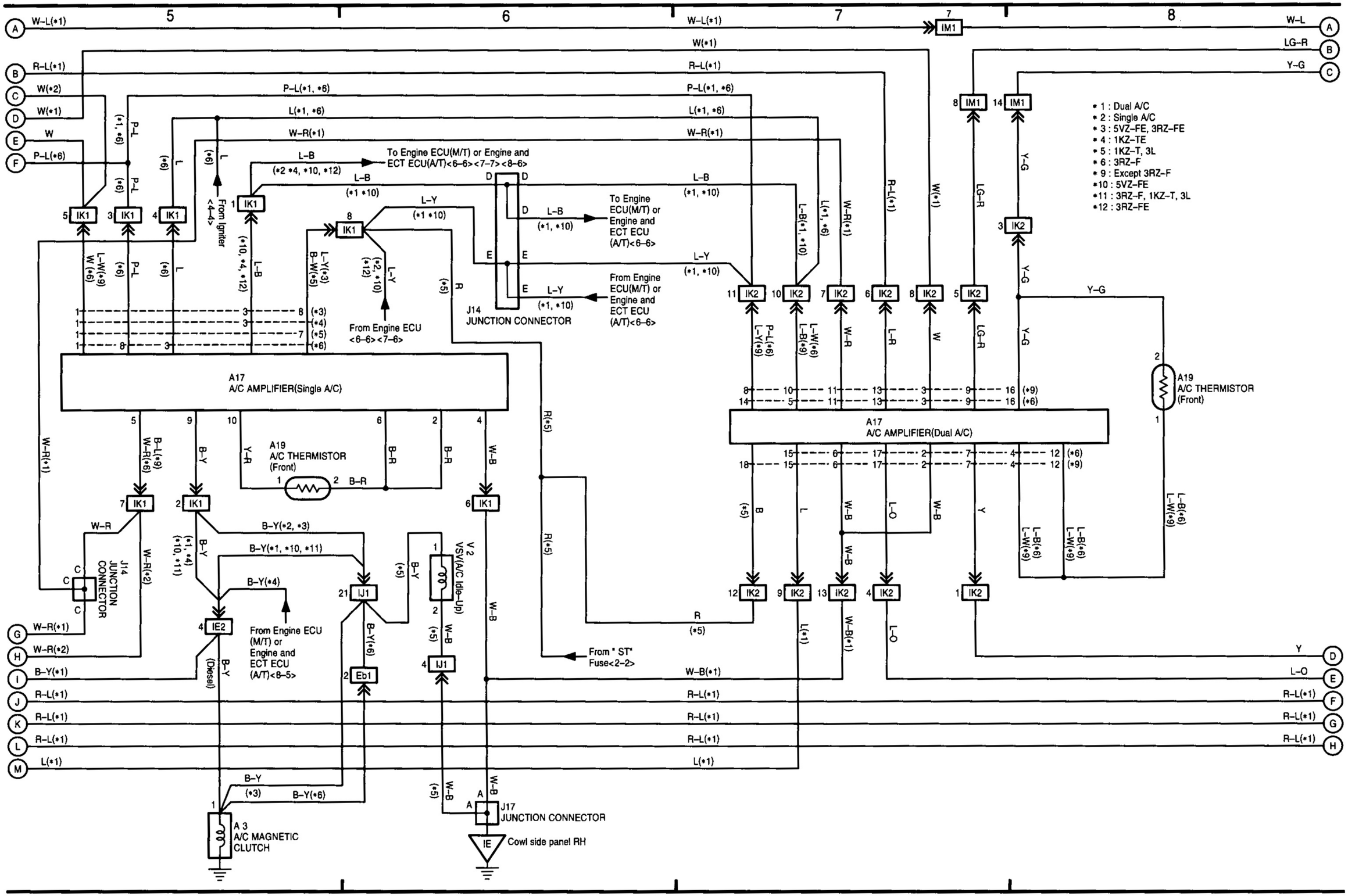

37 LAND CRUISER / LAND CRUISER PRADO (LHD) (Cont' d)

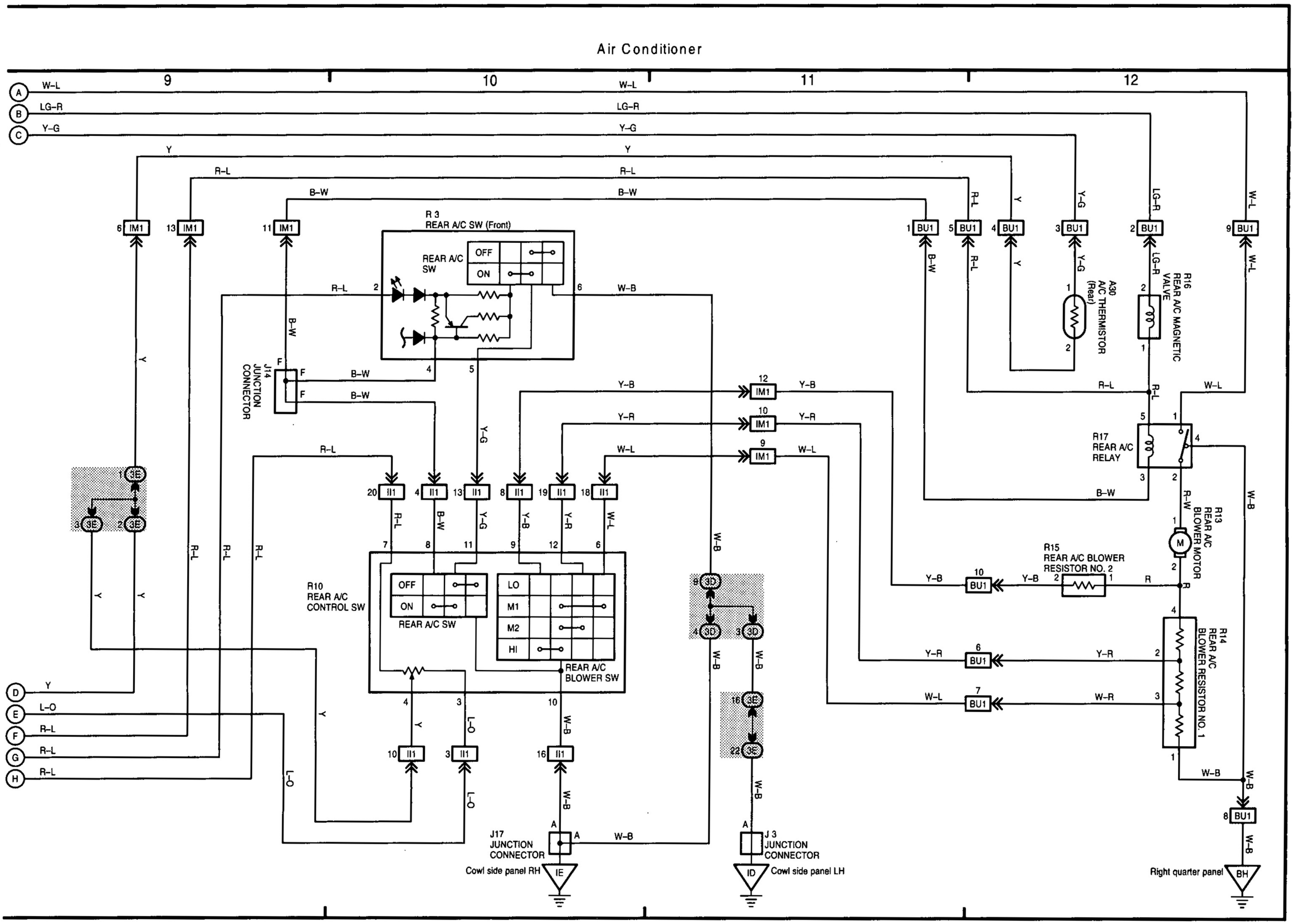

G

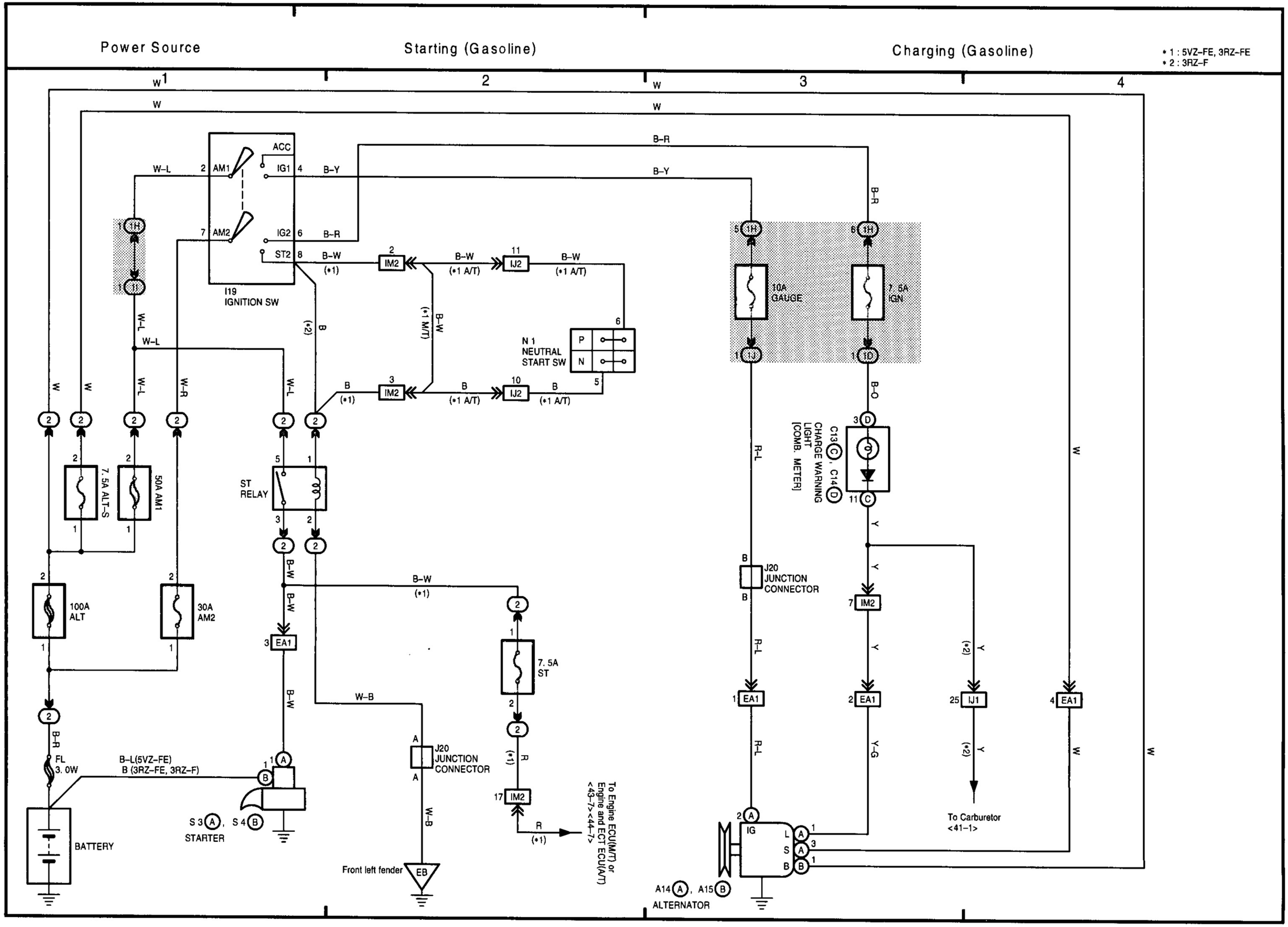
Power Source
Starting (Gasoline)
Charging (Gasoline)
* 1 : 5VZ-FE, 3RZ-FE
* 2 : 3RZ-F
I19
IGNITION SW
ACC
AM1
AM2
IG1
IG2
ST2
IM2
IJ2
N 1
NEUTRAL
START SW
10A
GAUGE
7. 5A
IGN
7. 5A ALT-S
50A AM1
ST
RELAY
100A
ALT
30A
AM2
7. 5A
ST
EA1
J20
JUNCTION
CONNECTOR
FL
3. 0W
BATTERY
S 3 A , S 4 B
STARTER
Front left fender
EB
To Engine ECU(M/T) or
Engine and ECT ECU(A/T)
<43-7><44-7>
C13 C , C14 D
CHARGE WARNING
LIGHT
[COMB. METER]
IJ1
To Carburetor
<41-1>
A14 A , A15 B
ALTERNATOR
IG
L
S
B
B-L(5VZ-FE)
B (3RZ-FE, 3RZ-F)

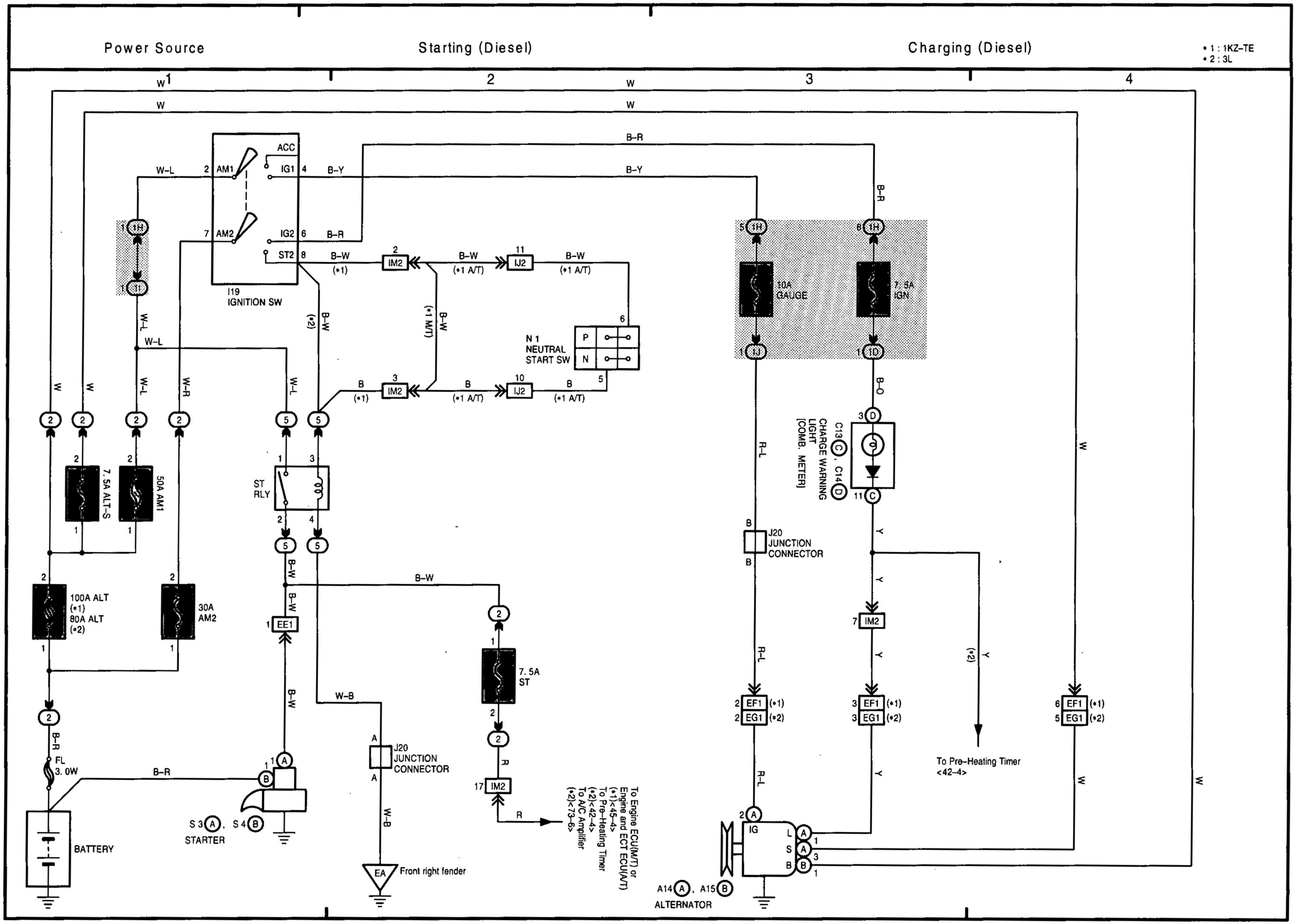
Power Source
Starting (Diesel)
Charging (Diesel)
*1 : 1KZ-TE
*2 : 3L
1
2
3
4
W
W-L
B-R
B-Y
B-W
W-B
W-R
B-O
R-L
Y
R
B
ACC
IG1
AM1
AM2
IG2
ST2
19 IGNITION SW
IM2
IJ2
N 1 NEUTRAL START SW
P
N
(*1)
(*1 A/T)
(*1 M/T)
(*2)
7. 5A ALT-S
50A AM1
100A ALT (*1) 80A ALT (*2)
30A AM2
ST RLY
EE1
7. 5A ST
FL 3. 0W
BATTERY
S 3 A , S 4 B STARTER
J20 JUNCTION CONNECTOR
EA Front right fender
To Engine ECU(M/T) or Engine and ECT ECU(A/T) <*1><45-4>
To Pre-Heating Timer <*2><42-4>
To A/C Amplifier <*2><73-6>
10A GAUGE
7. 5A IGN
C13 C , C14 D CHARGE WARNING LIGHT [COMB. METER]
EF1
EG1
To Pre-Heating Timer <42-4>
A14 A , A15 B ALTERNATOR
IG
L
S
B

40 LAND CRUISER / LAND CRUISER PRADO (RHD)

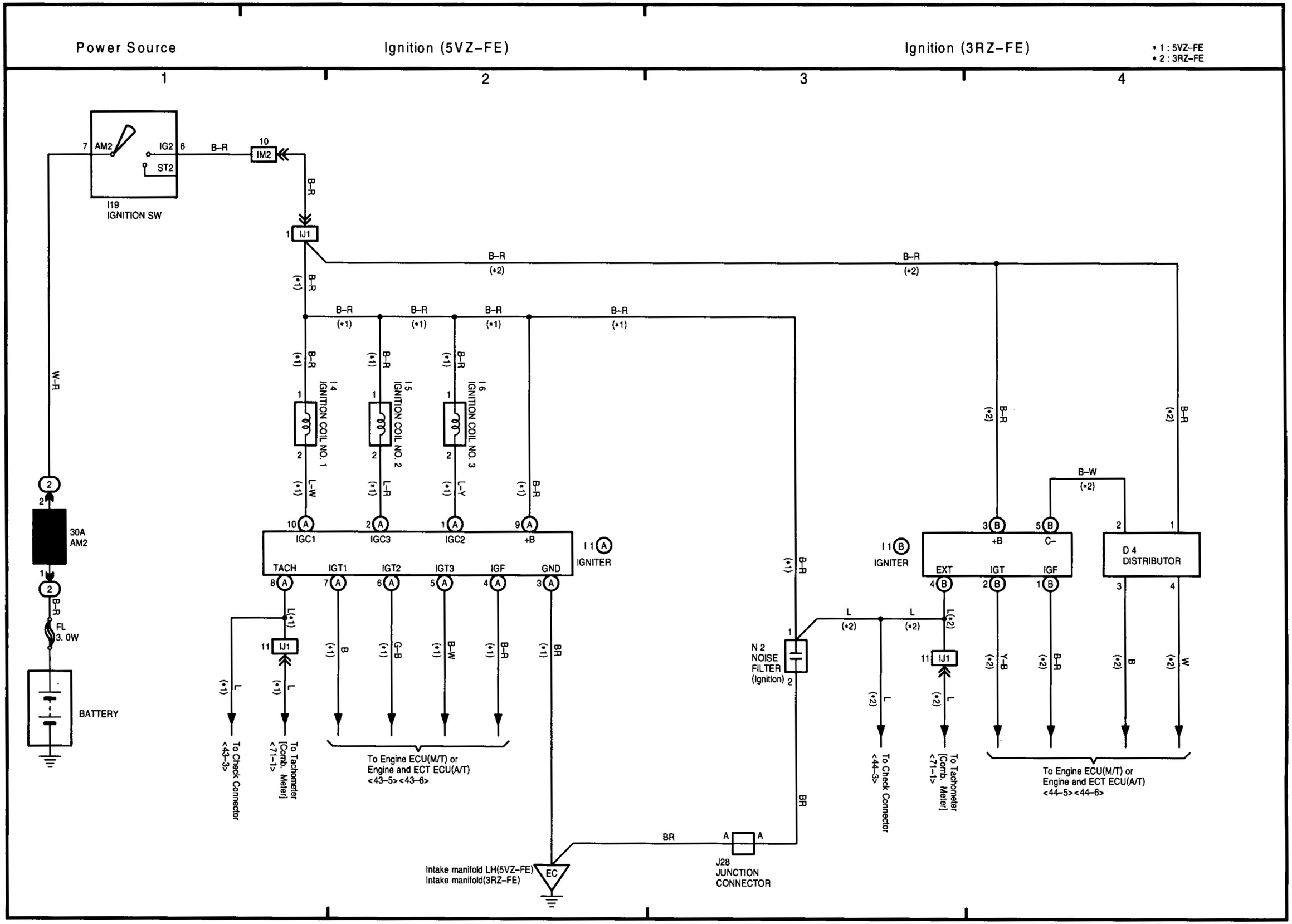

41 LAND CRUISER / LAND CRUISER PRADO (RHD)

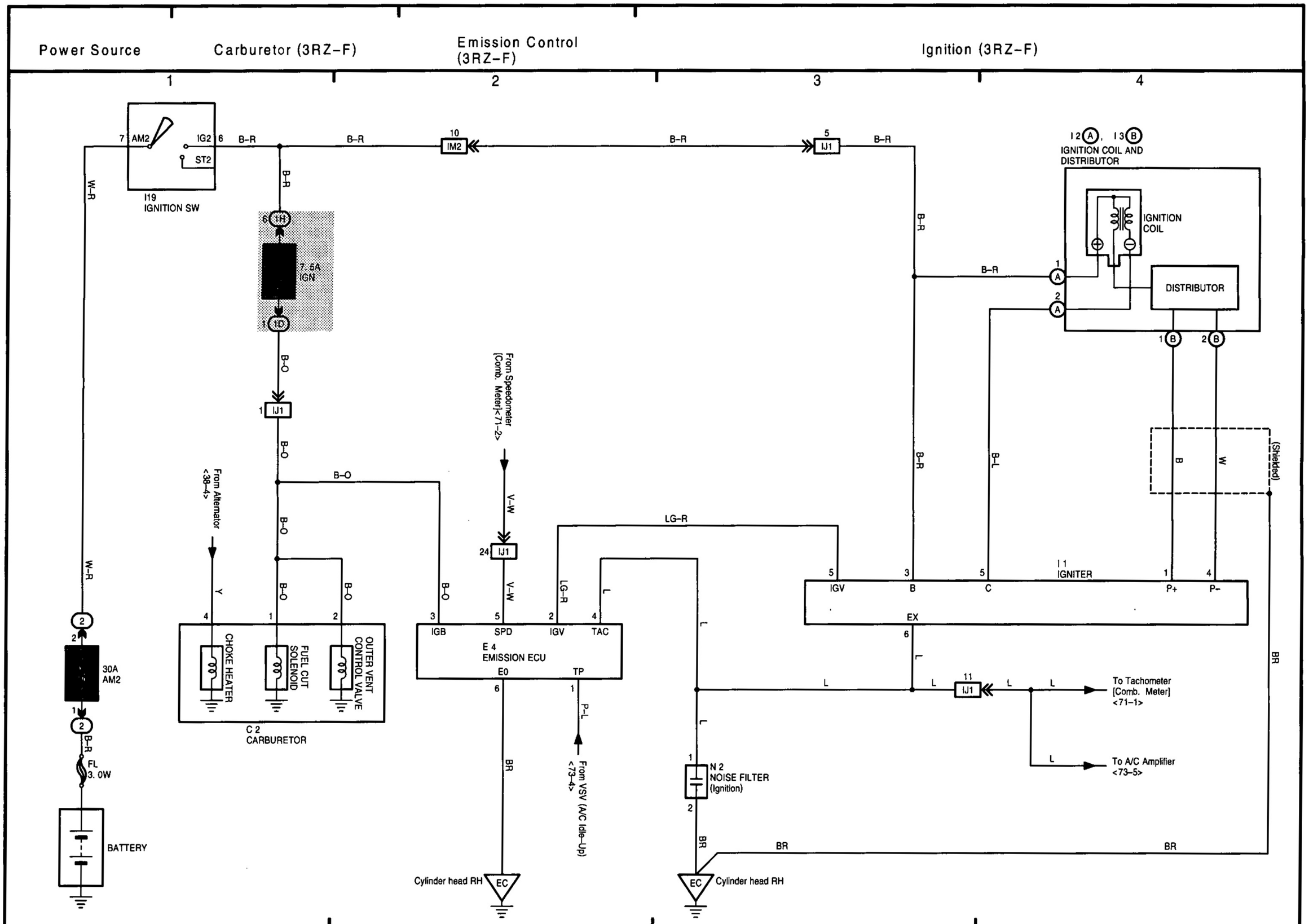

G

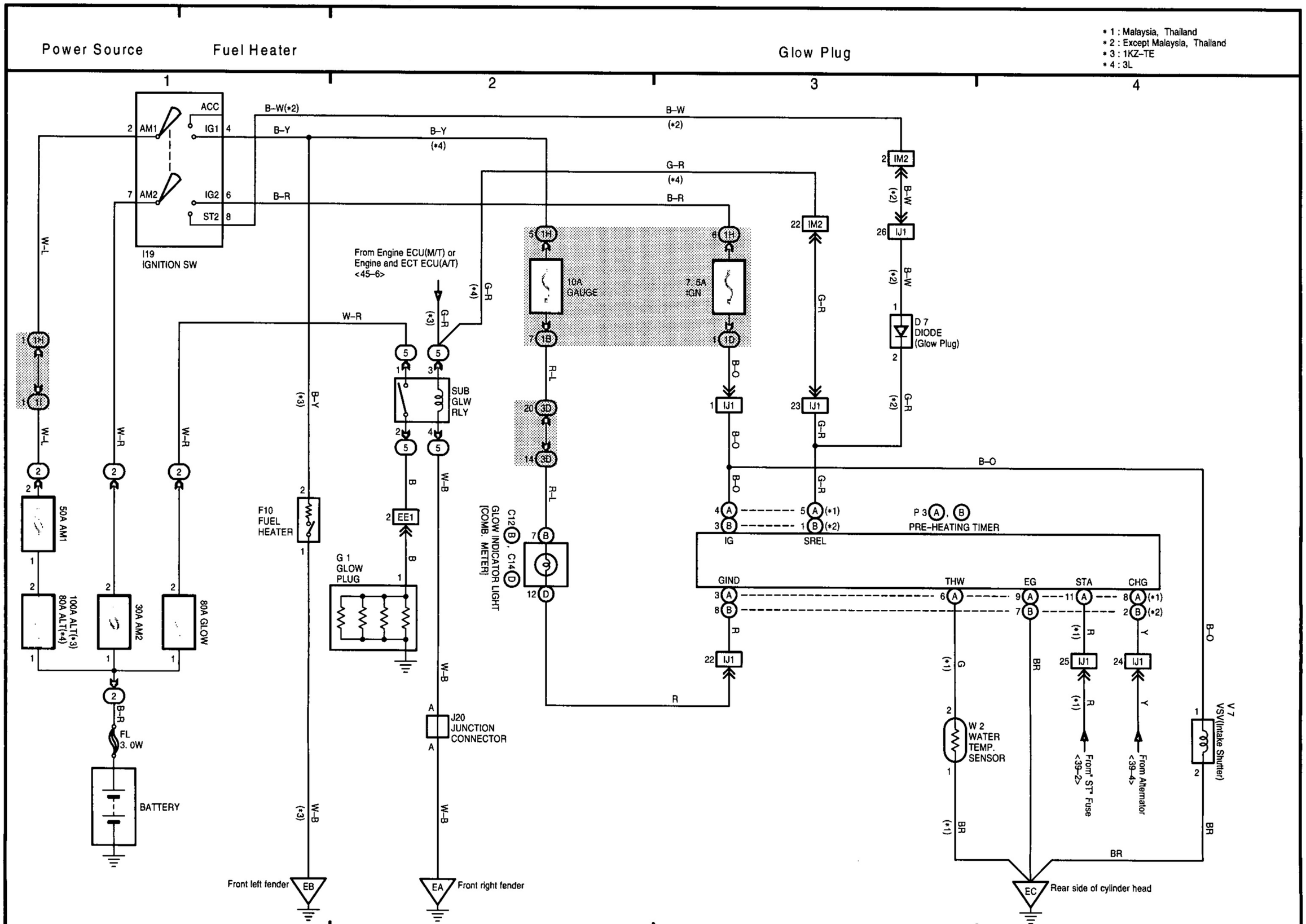
Power Source
Fuel Heater
Glow Plug
* 1 : Malaysia, Thailand
* 2 : Except Malaysia, Thailand
* 3 : 1KZ-TE
* 4 : 3L
1
2
3
4
ACC
IG1
IG2
ST2
AM1
AM2
I19
IGNITION SW
B-W(*2)
B-Y
B-R
B-W
(*2)
B-Y
(*4)
G-R
(*4)
B-R
From Engine ECU(M/T) or
Engine and ECT ECU(A/T)
<45-6>
W-R
G-R
(*3)
B-Y
(*3)
W-L
10A
GAUGE
7.5A
IGN
R-L
B-O
G-R
IM2
IJ1
D 7
DIODE
(Glow Plug)
SUB
GLW
RLY
B
W-B
EE1
50A AM1
100A ALT(*3)
80A ALT(*4)
30A AM2
80A GLOW
B-R
FL
3.0W
BATTERY
F10
FUEL
HEATER
G 1
GLOW
PLUG
C12 (B), C14 (D)
GLOW INDICATOR LIGHT
[COMB. METER]
J20
JUNCTION
CONNECTOR
Front left fender
EB
Front right fender
EA
P 3 (A), (B)
PRE-HEATING TIMER
IG
SREL
GIND
THW
EG
STA
CHG
W 2
WATER
TEMP.
SENSOR
From "ST" Fuse
<39-2>
From Alternator
<39-4>
V 7
VSV(Intake Shutter)
BR
G
R
Y
Rear side of cylinder head
EC

(Cont. next page)

Power Source

Engine Control (5VZ-FE)

* 1 : w/ Sub Fuel Tank
* 2 : w/o Sub Fuel Tank
* 3 : 3-Door
* 4 : 5-Door
* 6 : w/ Engine Immobiliser
* 7 : Shielded

1 2 3 4

B-Y W-R(*6) B-R B-O(*6) B G(*6) B

W-R(*6) A
B-R B
B-O(*6) C
G(*6) D
B E

ACC
IG1
IG2
ST2
AM1
AM2
I19 IGNITION SW

10 IM2
7 IM2
9 IM2

7.5A IGN
15A ECU-B
10A GAUGE

J29 J30 JUNCTION CONNECTOR

13 IJ1
12 IJ1
22 IJ1
23 IJ1
5 IJ1
18 IM2

From Igniter <40-1>

C 3 CHECK CONNECTOR
+B IG- OP1
FP E1 W OX1 TE1 TE2 TT VF1

V 4 VSV (EVAP)

W TE1 TE2 TT VF EVP +B BATT

E5 A, E6 B, E7 C, E8 D
ENGINE ECU(M/T) OR ENGINE AND ECT ECU(A/T)

FC (*2) FPR1(*1) FPM1 OX1 HT1 RSO RSC KNK1 KNK2

H6 HEATED OXYGEN SENSOR
OX HT +B E1

I17 ISC VALVE

K2 KNOCK SENSOR NO. 1
K3 KNOCK SENSOR NO. 2

EC1

From Fuel Pump Select Relay<64-2>

EFI RELAY

CHECK ENGINE WARNING LIGHT[COMB. METER]
C 8 CIRCUIT OPENING RELAY
C12 C14

J20 JUNCTION CONNECTOR

II4
BT2 (*3)
BT1 (*4)

F18 FUEL PUMP

15A EFI
50A AM1
100A ALT
30A AM2

FL 3.0W

BATTERY

EB Front left fender

Left quarter panel BG

J28 JUNCTION CONNECTOR

43 LAND CRUISER / LAND CRUISER PRADO (RHD) (Cont' d)

Engine Control (5VZ-FE) | Engine Immobiliser System (5VZ-FE)

5 | 6 | 7 | 8

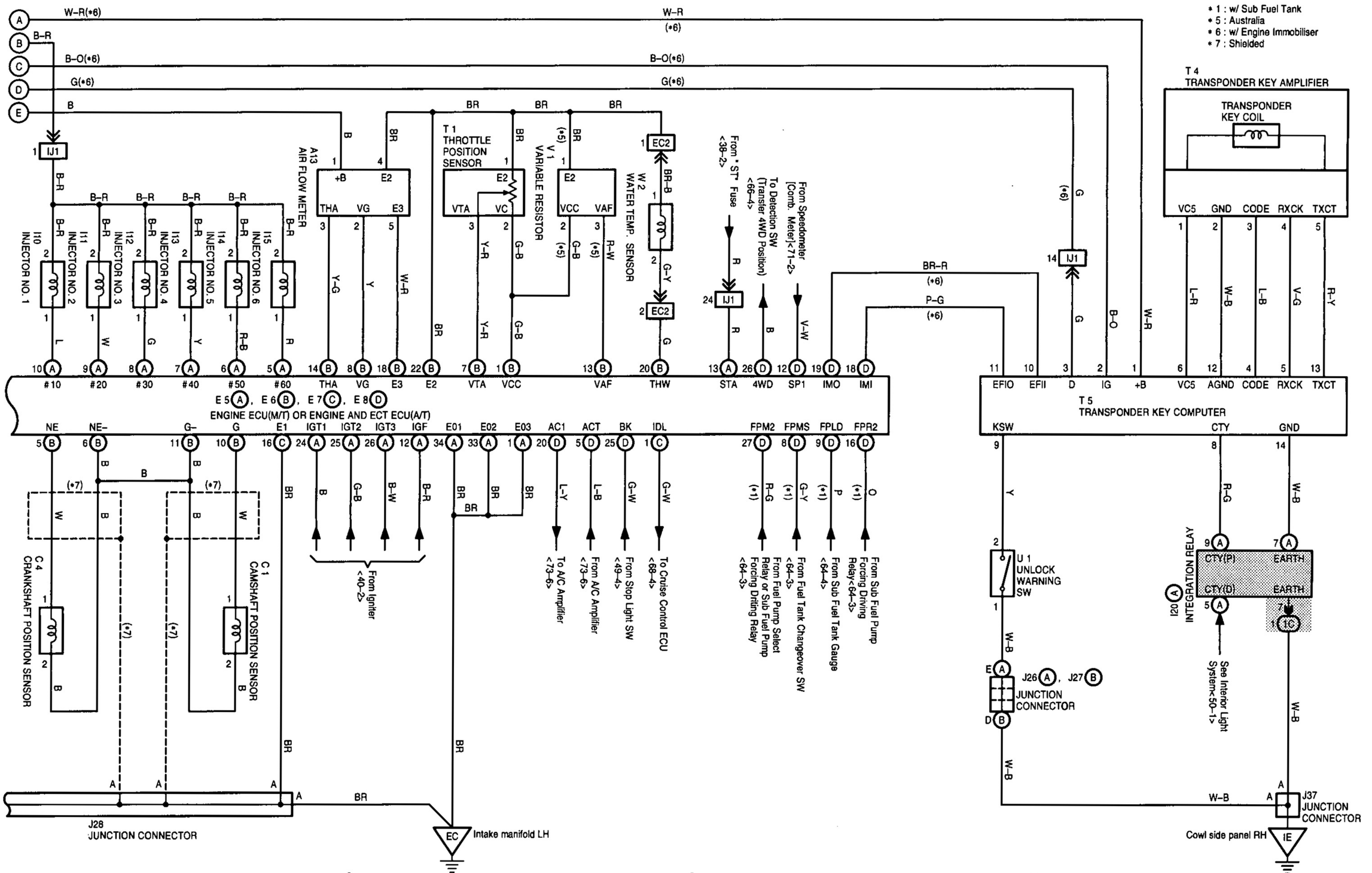

G

(Cont. next page)

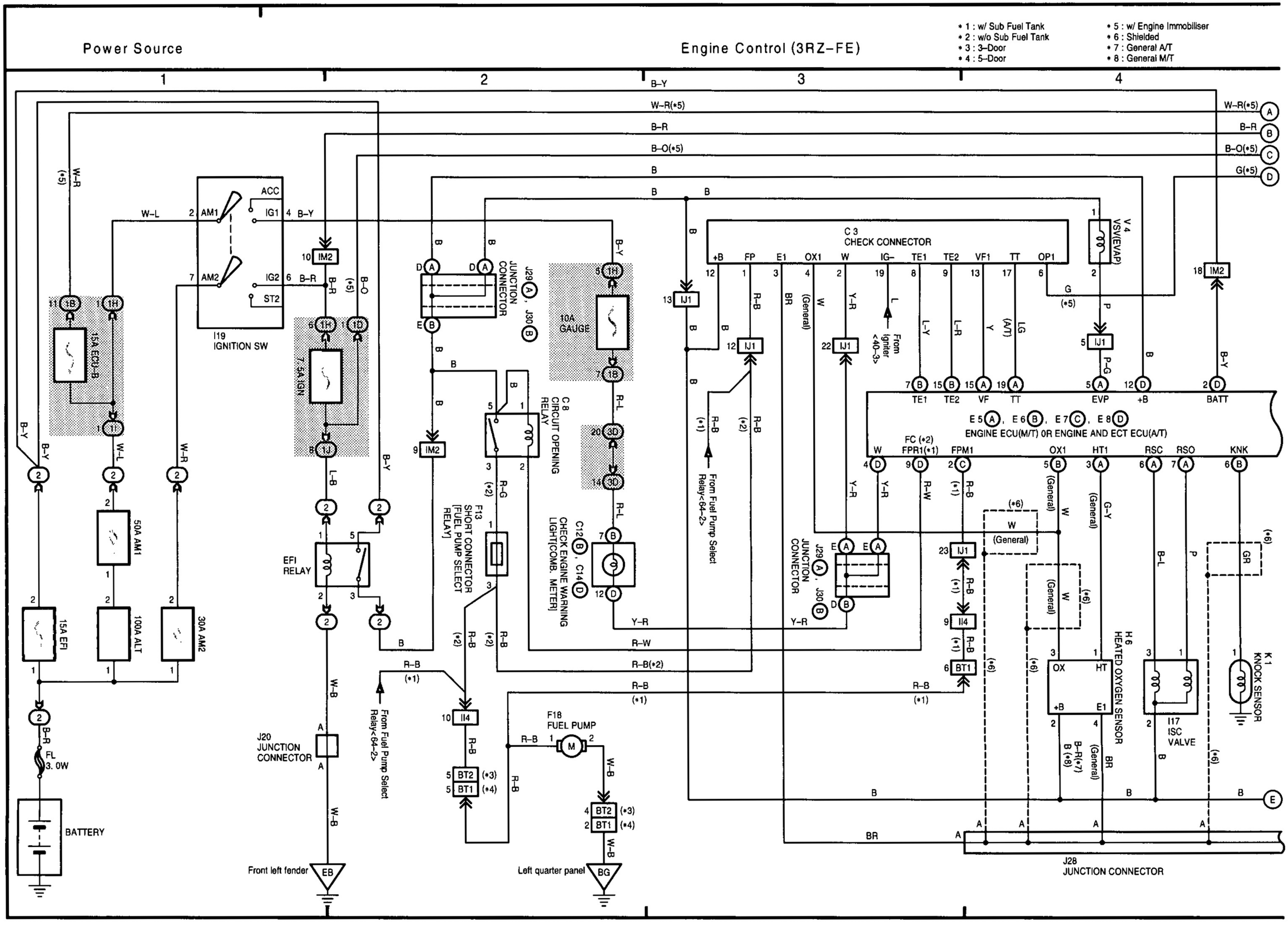

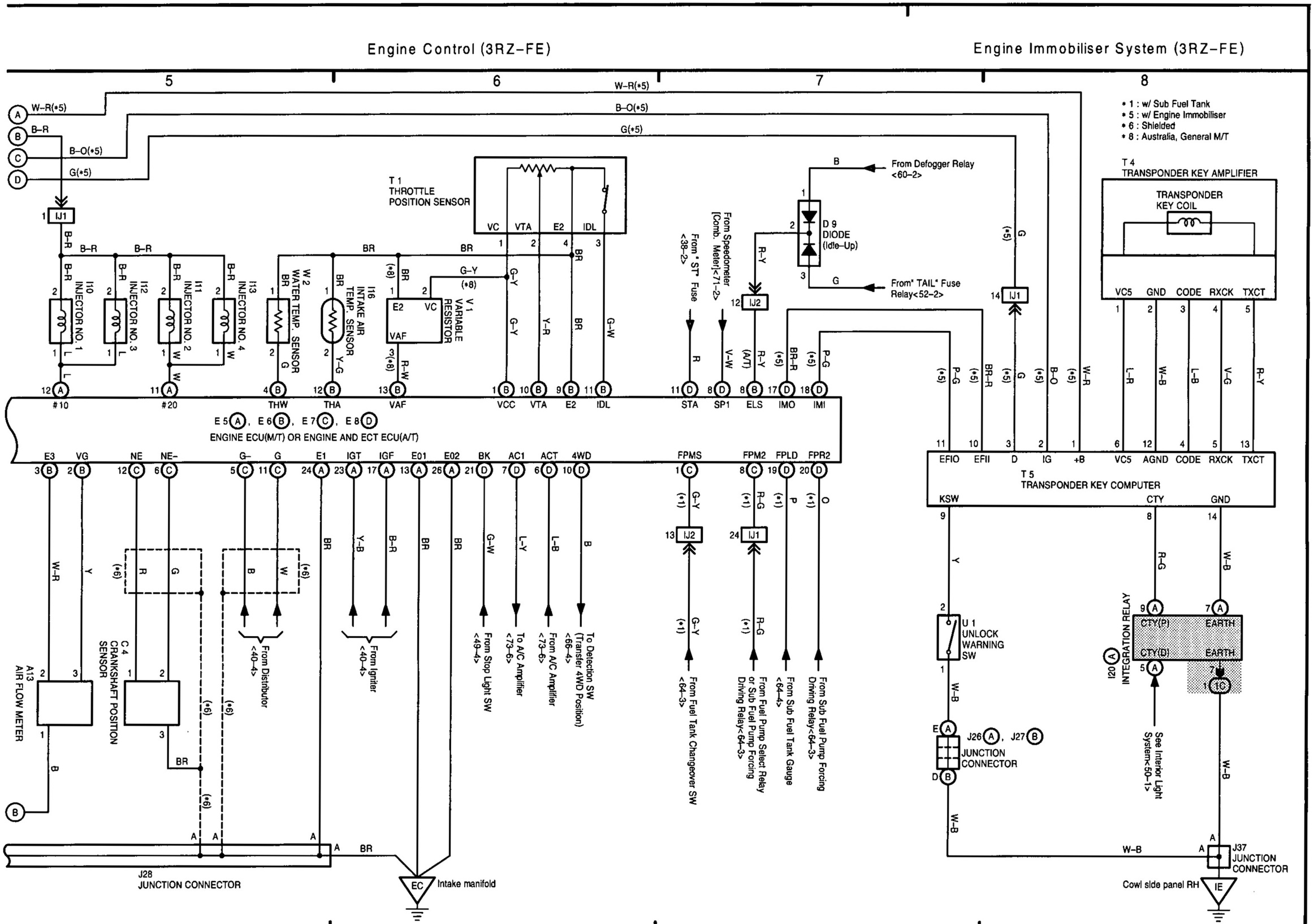
Engine Control (3RZ-FE)
Engine Immobiliser System (3RZ-FE)
5
6
7
8
* 1 : w/ Sub Fuel Tank
* 5 : w/ Engine Immobiliser
* 6 : Shielded
* 8 : Australia, General M/T
T 1
THROTTLE POSITION SENSOR
VC VTA E2 IDL
I10 INJECTOR NO. 1
I12 INJECTOR NO. 3
I11 INJECTOR NO. 2
I13 INJECTOR NO. 4
W 2 WATER TEMP. SENSOR
I16 INTAKE AIR TEMP. SENSOR
V 1 VARIABLE RESISTOR
E2 VC VAF
#10 #20 THW THA VAF VCC VTA E2 IDL
E5 (A), E6 (B), E7 (C), E8 (D)
ENGINE ECU(M/T) OR ENGINE AND ECT ECU(A/T)
STA SP1 ELS IMO IMI
From "ST" Fuse <38-2>
From Speedometer [Comb. Meter]<71-2>
From Defogger Relay <60-2>
D 9 DIODE (Idle-Up)
From "TAIL" Fuse Relay<52-2>
IJ1 IJ2
T 4
TRANSPONDER KEY AMPLIFIER
TRANSPONDER KEY COIL
VC5 GND CODE RXCK TXCT
T 5
TRANSPONDER KEY COMPUTER
EFIO EFII D IG +B VC5 AGND CODE RXCK TXCT
KSW CTY GND
E3 VG NE NE- G- G E1 IGT IGF E01 E02 BK AC1 ACT 4WD
FPMS FPM2 FPLD FPR2
A13 AIR FLOW METER
C 4 CRANKSHAFT POSITION SENSOR
From Distributor <40-4>
From Igniter <40-4>
From Stop Light SW <49-4>
To A/C Amplifier <73-6>
From A/C Amplifier <73-6>
To Detection SW (Transfer 4WD Position) <66-4>
From Fuel Tank Changeover SW <64-3>
From Fuel Pump Select Relay or Sub Fuel Pump Forcing Driving Relay<64-3>
From Sub Fuel Tank Gauge <64-4>
From Sub Fuel Pump Forcing Driving Relay<64-3>
U 1 UNLOCK WARNING SW
J26 (A), J27 (B) JUNCTION CONNECTOR
INTEGRATION RELAY
CTY(P) EARTH CTY(D) EARTH
See Interior Light System<50-1>
J28 JUNCTION CONNECTOR
J37 JUNCTION CONNECTOR
Cowl side panel RH
EC Intake manifold
IE

(Cont. next page)

Power Source

Engine Control (1KZ-TE)

* 1 : w/ Engine Immobiliser
* 2 : Shielded

1 2 3 4

B-Y
B-R
W-R(*1)
L-B
G(*1) A
W-R(*1) B
B-R C
B-O(*1)

ACC
IG1
IG2
ST2
AM1
AM2
I19 IGNITION SW

15A ECU-B
50A AM1
100A ALT
30A AM2
15A ECD
FL 3.0W
BATTERY

J29 A, J30 B JUNCTION CONNECTOR
IJ1
IM2
10A GAUGE
7.5A IGN

ECD RELAY
SPILL VALVE RELAY
J20 JUNCTION CONNECTOR
EA Front right fender

C12 B, C13 C, C14 D COMBINATION METER
GLOW
CHECK ENGINE

C 3 CHECK CONNECTOR
+B
OP1
W
E1
TE2
VF1
TE1
TT

V 5 VSV(Intake Constrictor Control No. 1)
V 3 VSV(EGR Valve)
V 6 VSV(Intake Constrictor Control No. 2)
T 2 TIMING CONTROL VALVE

E 5 A, E 6 B, E 8 C
ENGINE ECU(M/T) OR ENGINE AND ECT ECU(A/T)
W +B TE2 VF TE1 TT BATT S/TH2 S/TH1 TCV EGR M-REL IGSW
G-IND SVR SPV STA NE+ NE- TDC+ TDC-

M 1 MAGNETIC SPILL VALVE
From "ST" Fuse <39-2>
P 1 PICK-UP SENSOR (Engine Speed Sensor)
C 4 CRANKSHAFT POSITION SENSOR

(*2)

BR D
BR E
BR F

45 LAND CRUISER / LAND CRUISER PRADO (RHD) (Cont' d)

Engine Control (1KZ-TE) | Engine Immobiliser System (1KZ-TE)

5 | 6 | 7 | 8

* 1 : w/ Engine Immobiliser

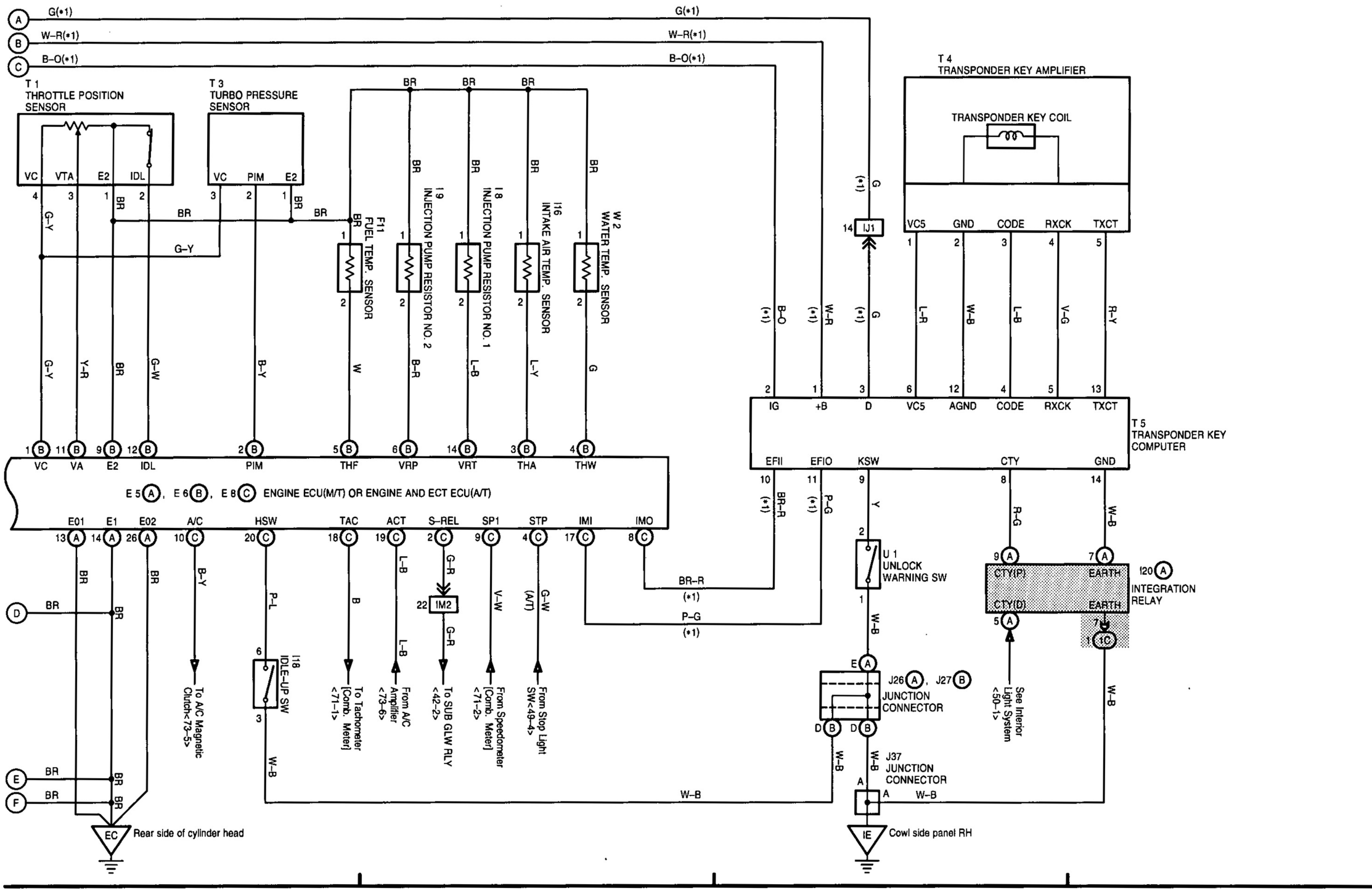

G

(Cont. next page)

Power Source

ECT and A/T Indicator (5VZ-FE)

1 2 3 4

* 1 : w/ Cruise Control

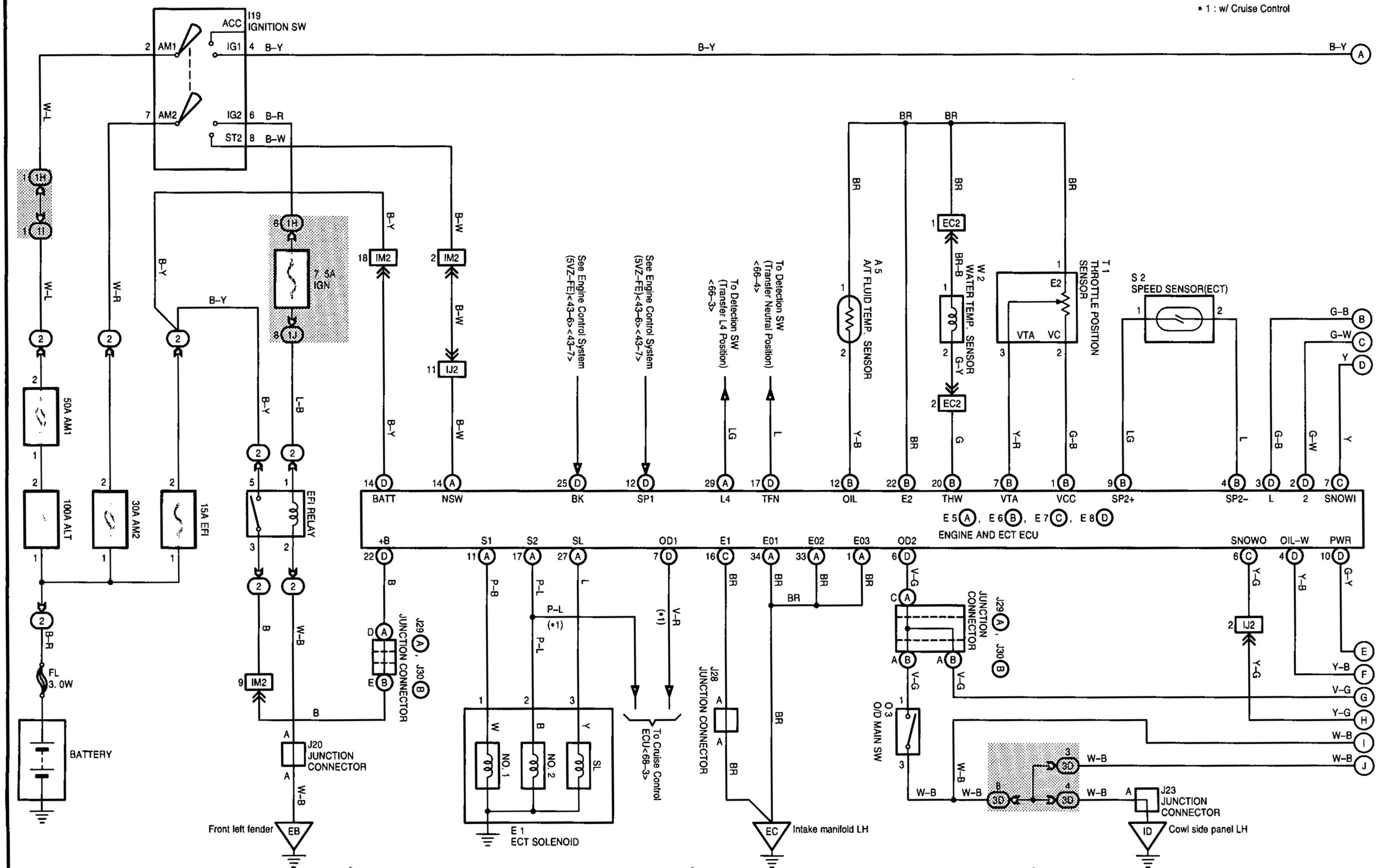

ECT and A/T Indicator (5VZ-FE)

* 1 : w/ Cruise Control

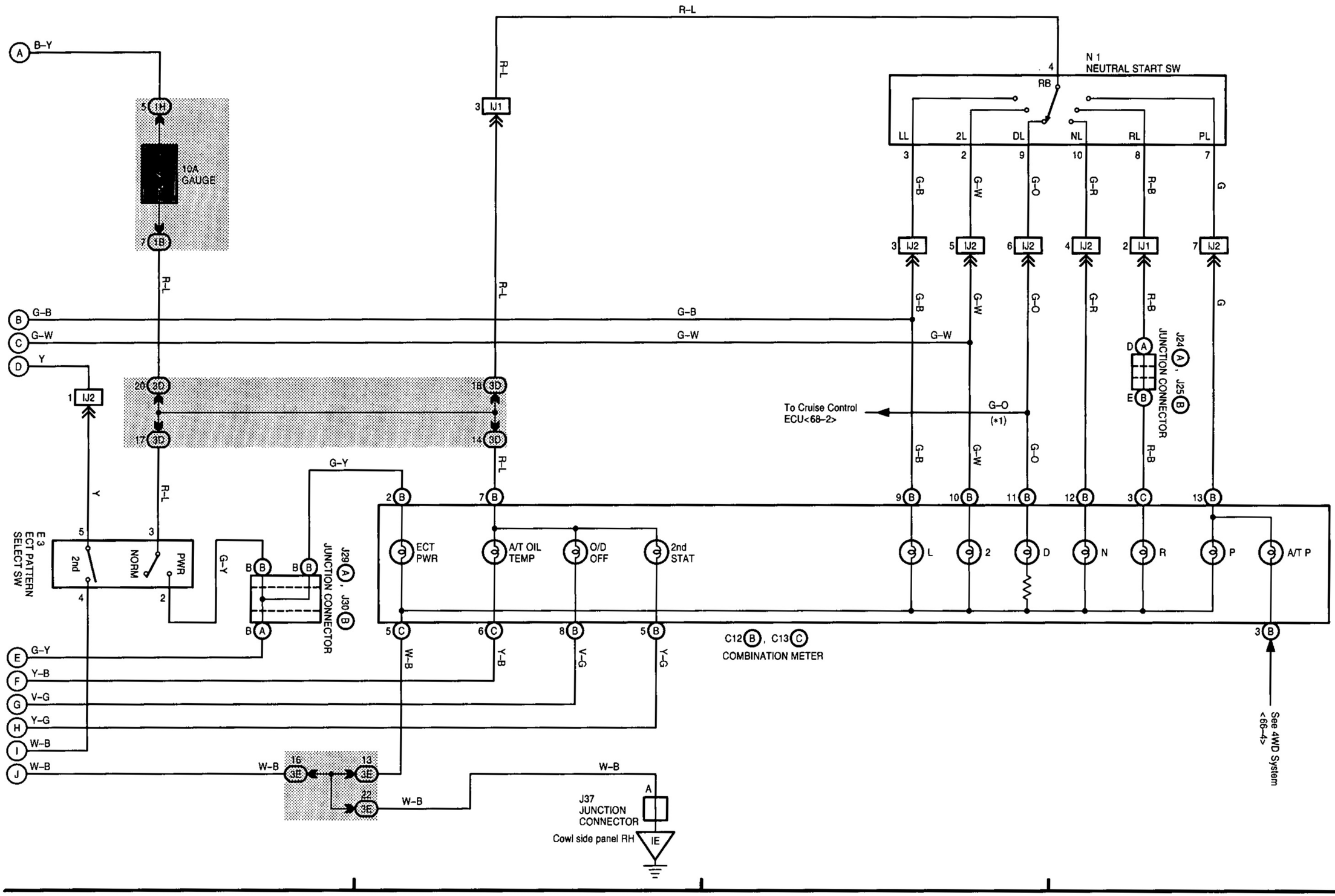

(Cont. next page)

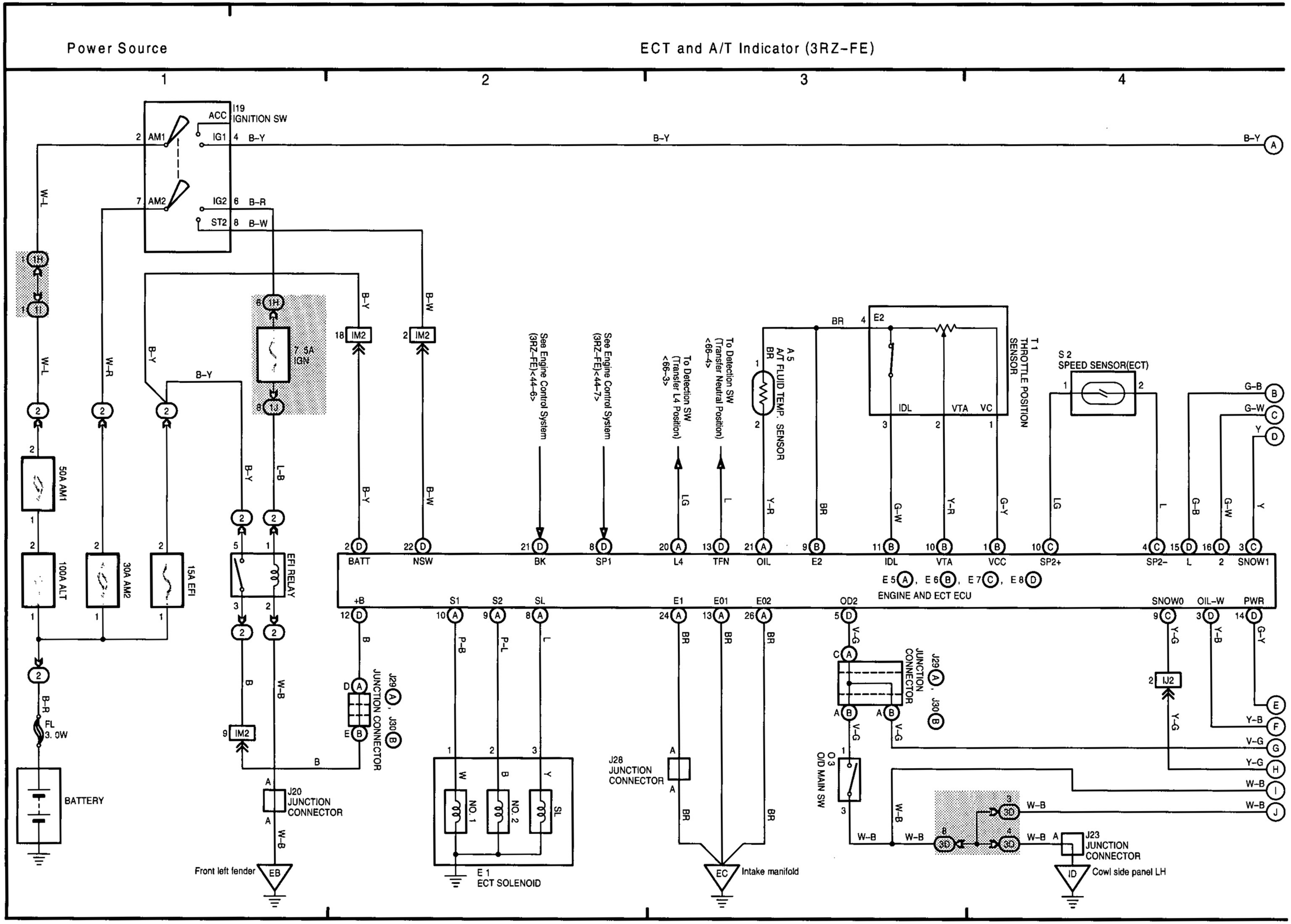

ECT and A/T Indicator (3RZ-FE)

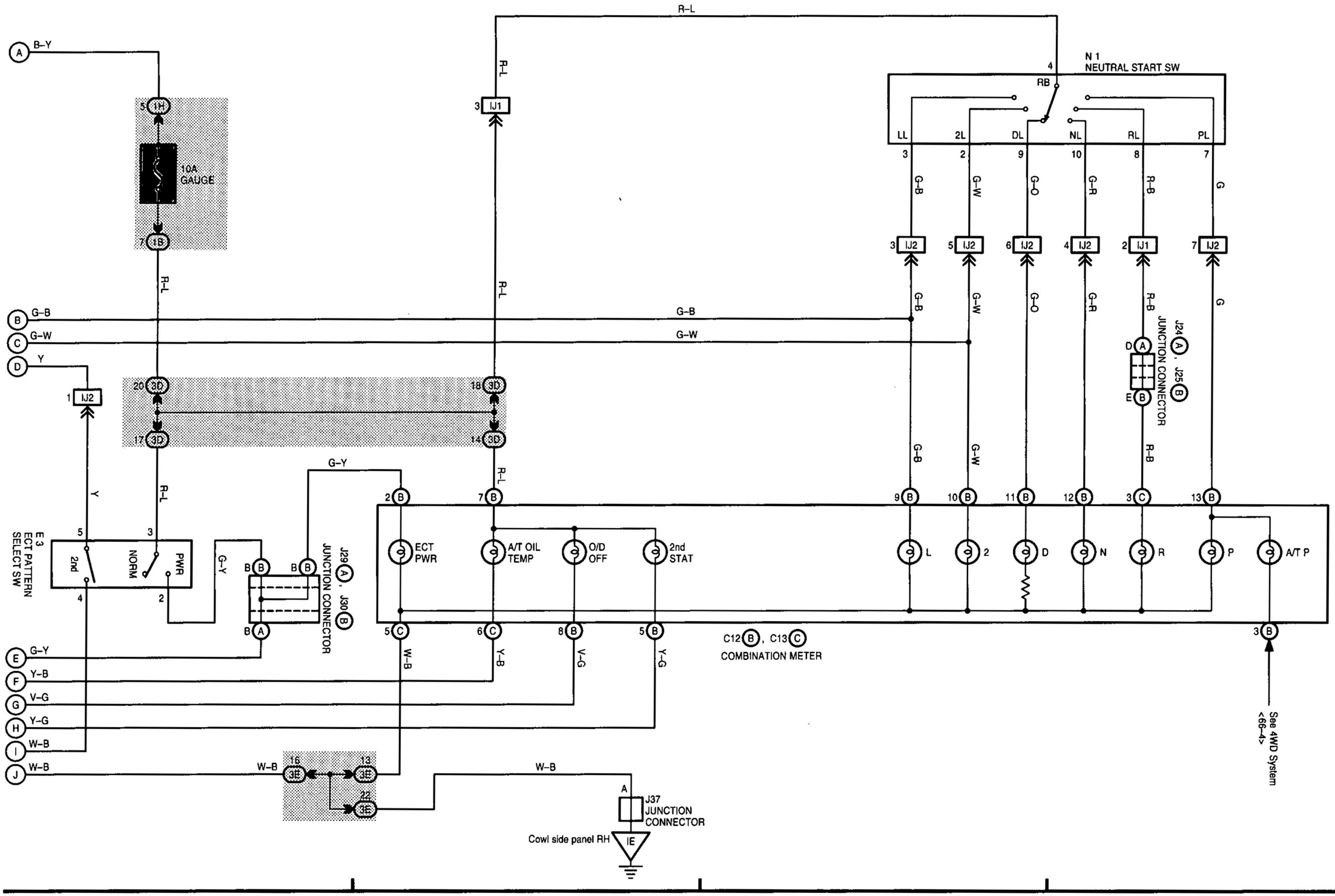

G

(Cont. next page)

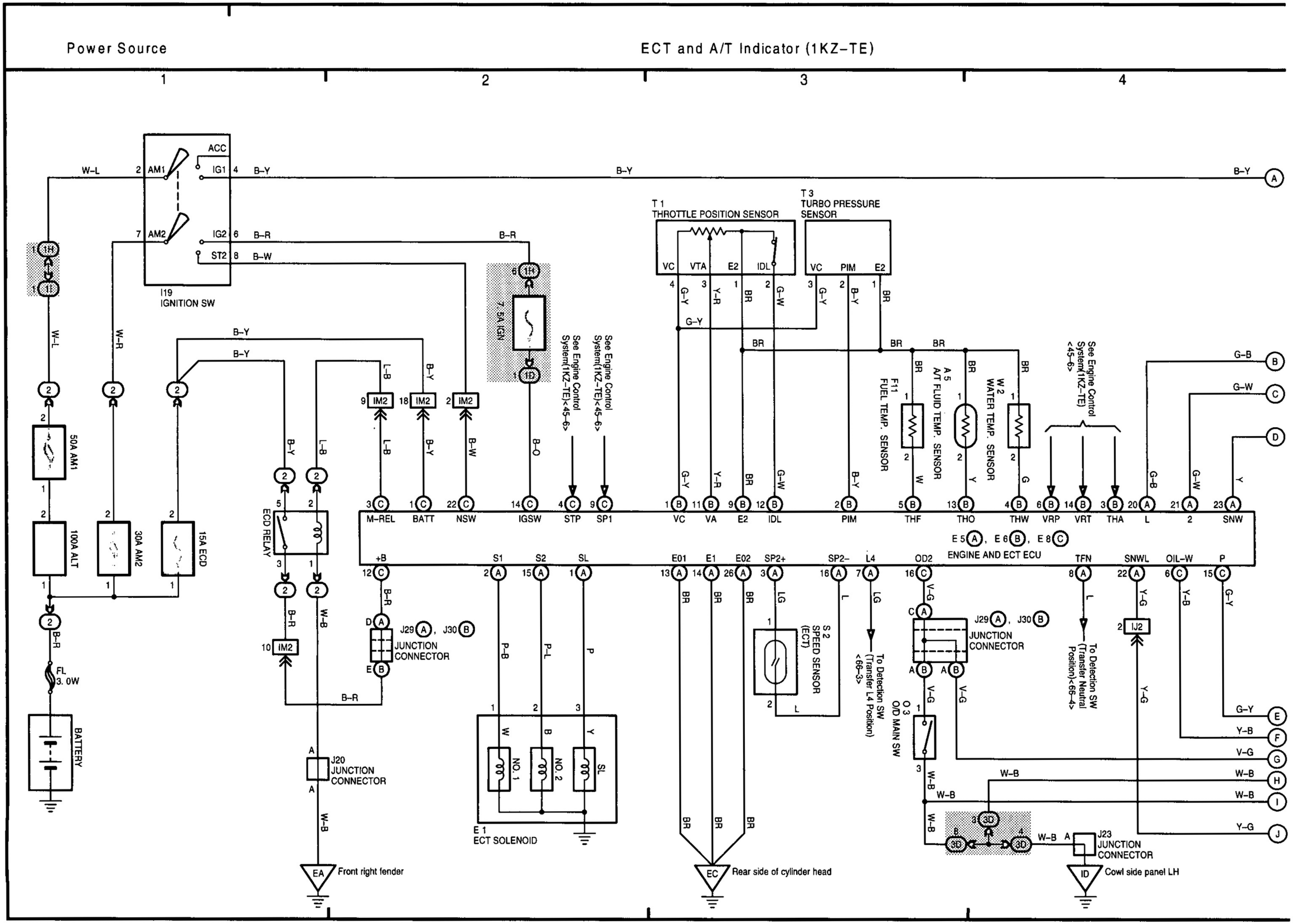

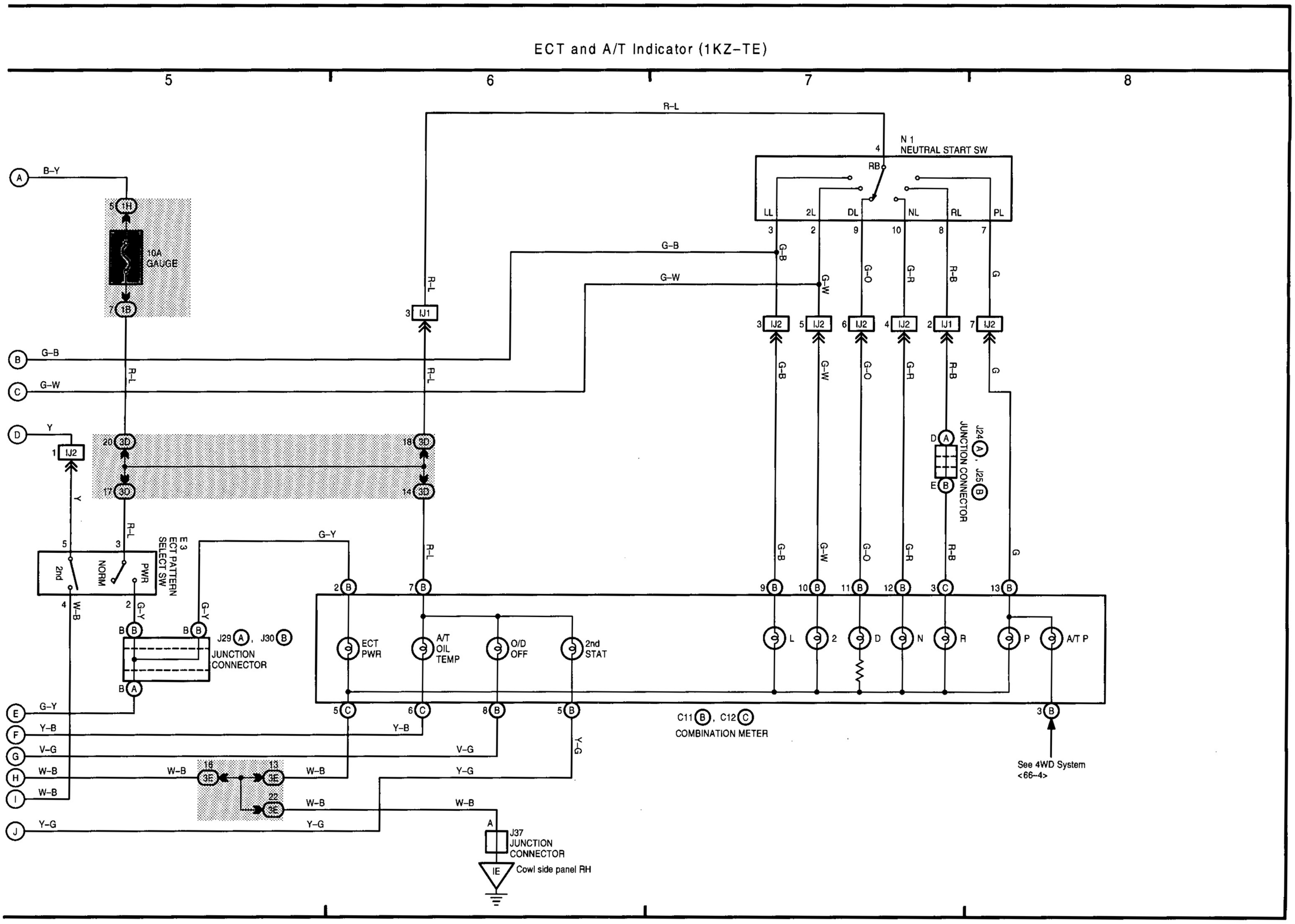
ECT and A/T Indicator (1KZ-TE)
5
6
7
8
N 1
NEUTRAL START SW
RB
LL
2L
DL
NL
RL
PL
10A
GAUGE
E 3
ECT PATTERN
SELECT SW
2nd
NORM
PWR
J29 A, J30 B
JUNCTION
CONNECTOR
J24 A, J25 B
JUNCTION CONNECTOR
ECT
PWR
A/T
OIL
TEMP
O/D
OFF
2nd
STAT
L
2
D
N
R
P
A/T P
C11 B, C12 C
COMBINATION METER
See 4WD System
<66-4>
J37
JUNCTION
CONNECTOR
IE
Cowl side panel RH

G

Power Source | Headlight | Stop Light

1 | 2 | 3 | 4

* 1 : w/o Rear Fog Light
* 2 : w/ Rear Fog Light
* 3 : w/ Headlight Beam Level Control
* 4 : Except Europe
* 5 : w/ Headlight Cleaner
* 6 : Europe, Australia
* 7 : General, Australia
* 8 : Europe
* 9 : Australia
*10 : General

G-Y
R
R-B
R-L
R-G
R-Y
W-B
G-W
B-R

15A STOP
100A ALT (Except 3L)
80A ALT (3L)
HEAD RELAY
FL 3. 0W
BATTERY
10A HEAD (LH)
10A HEAD (RH)
H4 HEADLIGHT LH
H5 HEADLIGHT RH
From Headlight Cleaner SW[Comb. SW]<55-2>
To Rear Fog Light SW<57-3>
From Headlight Beam Level Control SW<54-4>
From Rear Fog Light SW<57-3>
C15 COMBINATION SW
LIGHT CONTROL SW: OFF, TAIL, HEAD
DIMMER SW: LOW, HIGH, FLASH
H, T, EL, HF, HU, HL
C13 HIGH BEAM INDICATOR LIGHT [COMB. METER]
J37 JUNCTION CONNECTOR
Cowl side panel RH
J23 JUNCTION CONNECTOR
Cowl side panel LH
S 9 STOP LIGHT SW
To ABS ECU <69-4>
To Engine ECU(M/T) or To Engine and ECT ECU(A/T) <43-6><44-6><45-6>
J38 JUNCTION CONNECTOR
T 6 TRAILER SOCKET
R19 STOP LIGHT LH [REAR COMB. LIGHT LH]
R18 STOP LIGHT LH [REAR COMB. LIGHT LH]
Left quarter panel
R20 STOP LIGHT RH [REAR COMB. LIGHT RH]
R21 STOP LIGHT RH [REAR COMB. LIGHT RH]
H11 HIGH MOUNTED STOP LIGHT
Right quarter panel
Back door panel center

Power Source

Interior Light

* 1 : w/o Moon Roof
* 2 : w/ Moon Roof
* 3 : w/o Door Lock Control
* 4 : 5–Door

1 2 3 4

I19 IGNITION SW
ACC
AM1
IG1
B–Y
10A GAUGE
50A AM1
10A DOME
100A ALT (Except 3L) 80A ALT (3L)
FL 3. 0W
BATTERY
I20 INTEGRATION RELAY
GAUGE(B)
DOME(B)
CTY(D)
CTY(P)
C14 OPEN DOOR WARNING LIGHT[COMB. METER]
D 6 DIODE (Door Courtesy SW)
D13 DOOR COURTESY SW FRONT RH
D15 DOOR COURTESY SW REAR RH
B 7 BACK DOOR COURTESY SW
D12 DOOR COURTESY SW FRONT LH
D14 DOOR COURTESY SW REAR LH
Back door panel center
M 4 PERSONAL LIGHT [MOON ROOF CONTROL SW]
P14 PERSONAL LIGHT
I22 INTERIOR LIGHT
L 2 LUGGAGE COMPARTMENT LIGHT
J37 JUNCTION CONNECTOR
Cowl side panel RH

G

(Cont. next page)

Power Source

Illumination

1 2 3 4

* 1 : w/ Rheostat
* 2 : w/o Rheostat
* 3 : 1KZ-TE
* 4 : Europe
* 5 : w/ Sub Fuel Tank
* 6 : w/o Sub Fuel Tank

10A TAIL

TAIL RELAY

See Taillight System <52-1>

100A ALT (Except 3L)
80A ALT (3L)

FL 3.0W

BATTERY

R9 RHEOSTAT

C13 (C), C14 (D) METER ILLUMINATION [COMB. METER]

B6 BLOWER SW

R7 REAR WINDOW DEFOGGER SW

H9 HAZARD SW

R1 (A), R2 (B) RADIO AND PLAYER

A18 A/C SW

C7 CIGARETTE LIGHTER ILLUMINATION

A27 ASHTRAY ILLUMINATION

C9 CLOCK

C10 CLOCK AND SUB FUEL TANK GAUGE

I18 IDLE-UP SW

M2 MIRROR HEATER SW

R6 REAR HEATER SW(Front)

J31 JUNCTION CONNECTOR

J32 JUNCTION CONNECTOR

J37 JUNCTION CONNECTOR

IE Cowl side panel RH

J23 JUNCTION CONNECTOR

ID Cowl side panel LH

51 LAND CRUISER / LAND CRUISER PRADO (RHD) (Cont' d)

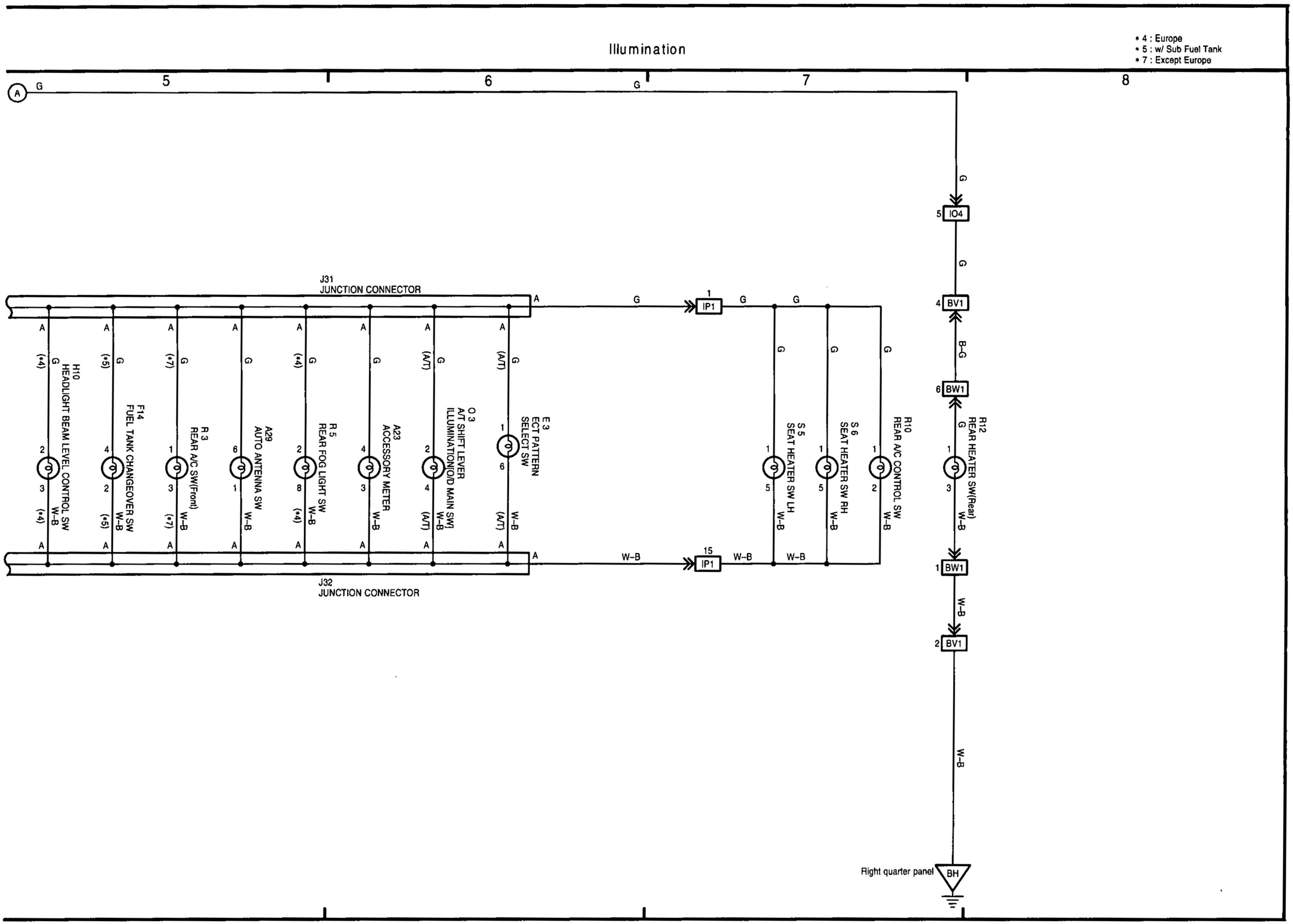

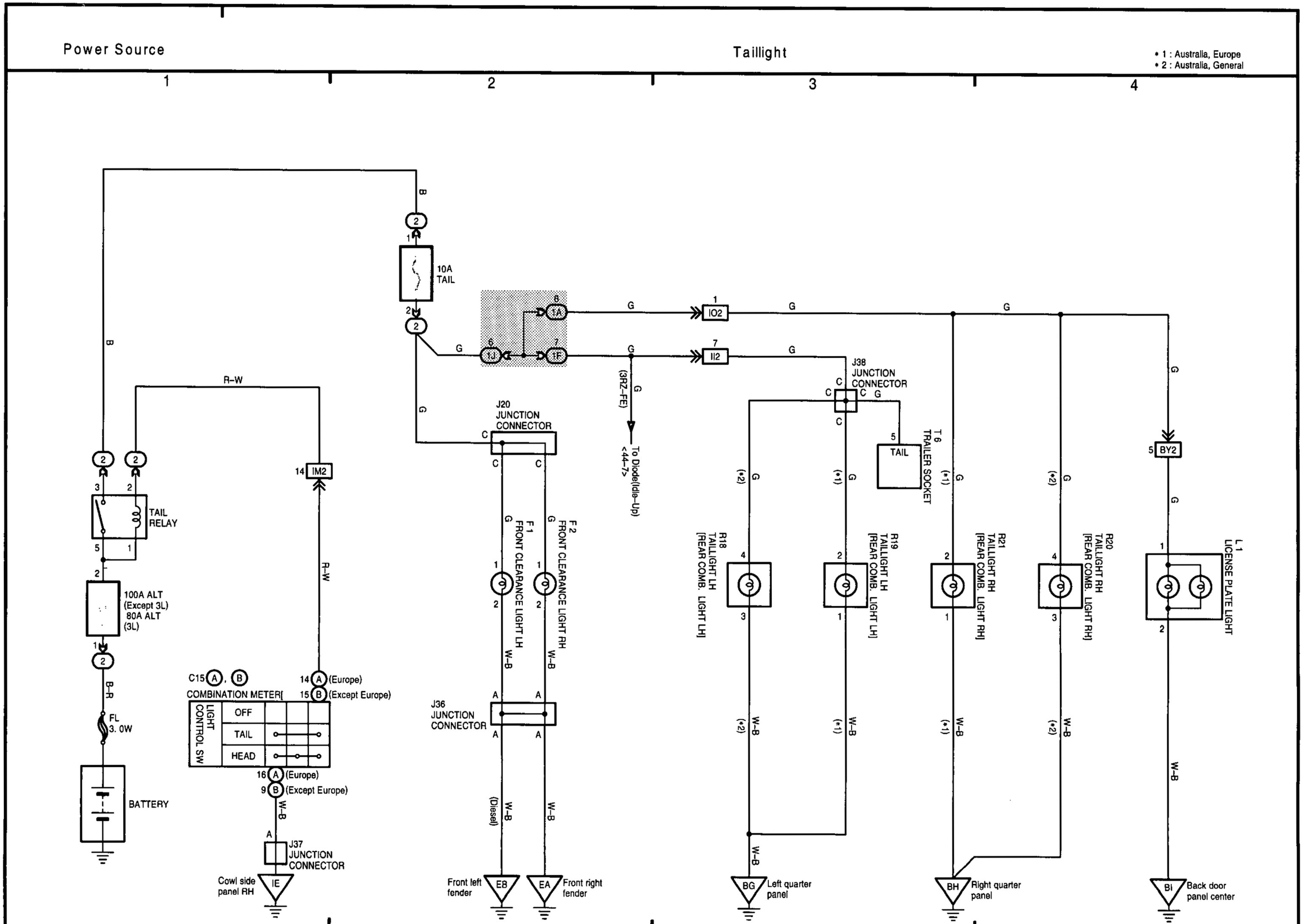
Power Source
Taillight
* 1 : Australia, Europe
* 2 : Australia, General
1
2
3
4
10A TAIL
1A
1J
1F
IO2
II2
J38 JUNCTION CONNECTOR
T6 TRAILER SOCKET
TAIL
BY2
J20 JUNCTION CONNECTOR
(3RZ-FE)
To Diode(Idle-Up) <44-7>
F1 FRONT CLEARANCE LIGHT LH
F2 FRONT CLEARANCE LIGHT RH
R18 TAILLIGHT LH [REAR COMB. LIGHT LH]
R19 TAILLIGHT LH [REAR COMB. LIGHT LH]
R21 TAILLIGHT RH [REAR COMB. LIGHT RH]
R20 TAILLIGHT RH [REAR COMB. LIGHT RH]
L1 LICENSE PLATE LIGHT
IM2
TAIL RELAY
100A ALT (Except 3L) 80A ALT (3L)
FL 3. 0W
BATTERY
C15 A, B
COMBINATION METER[
LIGHT CONTROL SW
OFF
TAIL
HEAD
14 A (Europe)
15 B (Except Europe)
16 A (Europe)
9 B (Except Europe)
J36 JUNCTION CONNECTOR
J37 JUNCTION CONNECTOR
Cowl side panel RH
IE
Front left fender
EB
EA
Front right fender
BG
Left quarter panel
BH
Right quarter panel
BI
Back door panel center
R-W
B-R
W-B
(Diesel)
(*1)
(*2)

Power Source

Turn Signal and Hazard Warning Light

* 1 : Europe, Australia
* 2 : General

1 2 3 4

W

ACC

2 AM1 IG1 4 B-Y

I19
IGNITION SW

5 1H

10A TURN

2 1B

W

W-L

G-R

7 6 H 9
HAZARD SW

	B1	F	B2	TB	TR	TL
OFF						
ON						

5 4 2 1

G-W G G-Y G-B

11 1D 1 1H

3 1J 1 1I

G-W W-L

2

2 50A AM1 1

2 15A HAZ-HORN 1

2 100A ALT (Except 3L) 80A ALT (3L) 1

1

2 B-R

FL 3. 0W

BATTERY

4 1B 8 1B 10 1B

2 1

TURN SIGNAL FLASHER

3 1C

G-W

W-B

A J37 JUNCTION CONNECTOR

Cowl side panel RH IE

1 TR TL T 6 TRAILER SOCKET 2

G-B

9 I12

D D J38 JUNCTION CONNECTOR D

G-B (*2)

G-B (*1) 3 R19 REAR TURN SIGNAL LIGHT LH [REAR COMB. LIGHT LH]

1 (*1) W-B

G-B 1 R18 REAR TURN SIGNAL LIGHT LH [REAR COMB. LIGHT LH]

3 (*2) W-B

Left quarter panel BG

G-W

13 I14

G-Y

2 A (Europe)
7 B (Except Europe)

	TL	TB	TR
LH			
RH			

C15 A, B
TURN SIGNAL SW [COMB. SW]

1 A -- 3 A (Europe)
6 B -- 8 B (Except Europe)

G-B G-Y

G-Y

2 1D 3 1E

8 1D 6 1D 4 1E 2 1A 11 1J 7 1D 5 1F 1 1E 10 1J 1 1A

G-B G-B G-Y G-B G-B G-B G-Y G-Y G-Y G-Y

1 2

LH RH

C13 TURN SIGNAL INDICATOR LIGHT [COMB. METER]

5

W-B

2 1 F 4 FRONT SIDE TURN SIGNAL LIGHT RH

1 2 F 6 FRONT TURN SIGNAL LIGHT RH

W-B W-B

19 3E 15 3E

16 3E 22 3E

W-B

3 3D

4 3D W-B

W-B

4 IO2

(*2) G-Y (*1) G-Y

1 3 R20 REAR TURN SIGNAL LIGHT RH [REAR COMB. LIGHT RH]

3 1 R21 REAR TURN SIGNAL LIGHT RH [REAR COMB. LIGHT RH]

(*2) W-B (*1) W-B

BH Right quarter panel

G-B

2 1 F 3 FRONT SIDE TURN SIGNAL LIGHT LH

G-B 1 2 F 5 FRONT TURN SIGNAL LIGHT LH

A A J20 A, J21 B JUNCTION CONNECTOR A B

W-B

W-B

A J23 JUNCTION CONNECTOR A W-B

Cowl side panel LH ID

EB : Front left fender(Gasoline)
EA : Front right fender(Diesel)

A J37 JUNCTION CONNECTOR

IE Cowl side panel RH

G

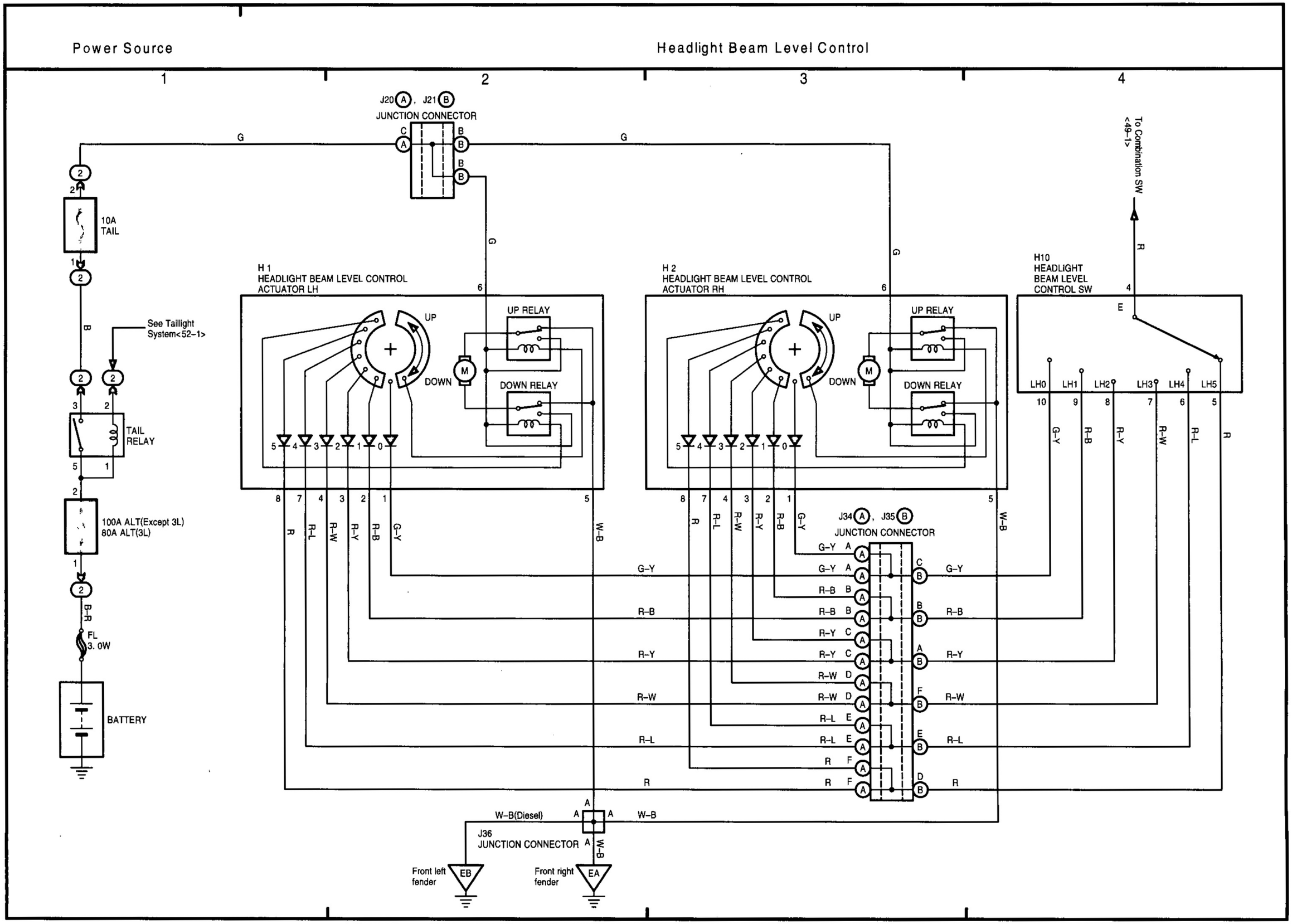
Power Source
Headlight Beam Level Control
1
2
3
4
J20 A , J21 B
JUNCTION CONNECTOR
10A TAIL
See Taillight System<52-1>
TAIL RELAY
100A ALT(Except 3L)
80A ALT(3L)
FL 3. 0W
BATTERY
H 1
HEADLIGHT BEAM LEVEL CONTROL ACTUATOR LH
H 2
HEADLIGHT BEAM LEVEL CONTROL ACTUATOR RH
UP
DOWN
UP RELAY
DOWN RELAY
H10
HEADLIGHT BEAM LEVEL CONTROL SW
To Combination SW <49-1>
LH0
LH1
LH2
LH3
LH4
LH5
J34 A , J35 B
JUNCTION CONNECTOR
W-B(Diesel)
J36
JUNCTION CONNECTOR
Front left fender
Front right fender
EB
EA

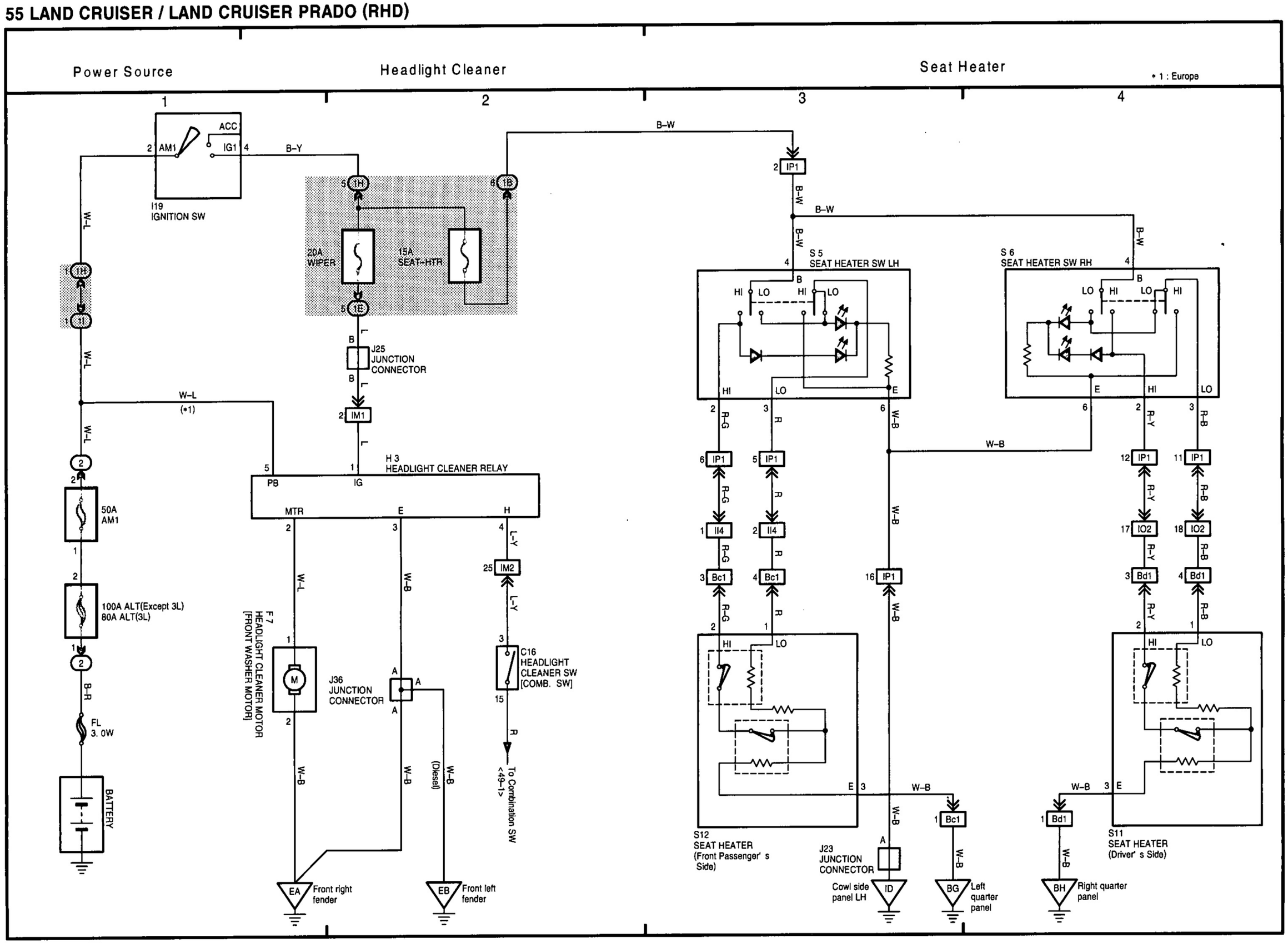
Power Source
Headlight Cleaner
Seat Heater
* 1 : Europe
1
2
3
4
ACC
AM1
IG1
B-Y
I19
IGNITION SW
B-W
W-L
1H
1I
50A
AM1
100A ALT(Except 3L)
80A ALT(3L)
B-R
FL
3. 0W
BATTERY
20A
WIPER
15A
SEAT-HTR
1H
1E
1B
B
J25
JUNCTION
CONNECTOR
W-L
(*1)
IM1
H 3
HEADLIGHT CLEANER RELAY
PB
IG
MTR
E
H
L-Y
IM2
F 7
HEADLIGHT CLEANER MOTOR
[FRONT WASHER MOTOR]
J36
JUNCTION
CONNECTOR
C16
HEADLIGHT
CLEANER SW
[COMB. SW]
R
To Combination SW
<49-1>
W-B
(Diesel)
EA
Front right
fender
EB
Front left
fender
IP1
S 5
SEAT HEATER SW LH
S 6
SEAT HEATER SW RH
HI
LO
E
R-G
R
R-Y
R-B
II4
Bc1
Bd1
IO2
S12
SEAT HEATER
(Front Passenger' s
Side)
S11
SEAT HEATER
(Driver' s Side)
J23
JUNCTION
CONNECTOR
Cowl side
panel LH
ID
BG
Left
quarter
panel
BH
Right quarter
panel

G

Power Source | Horn | Cigarette Lighter | Clock | Back-Up Light

1 | 2 | 3 | 4

* 1 : w/ Cruise Control, w/o SRS
* 2 : Except Europe w/o SRS
* 3 : w/ Cruise Control, w/ SRS
* 4 : w/ Sub Fuel Tank
* 5 : w/o Sub Fuel Tank
* 6 : Europe w/o SRS
* 7 : Except Europe

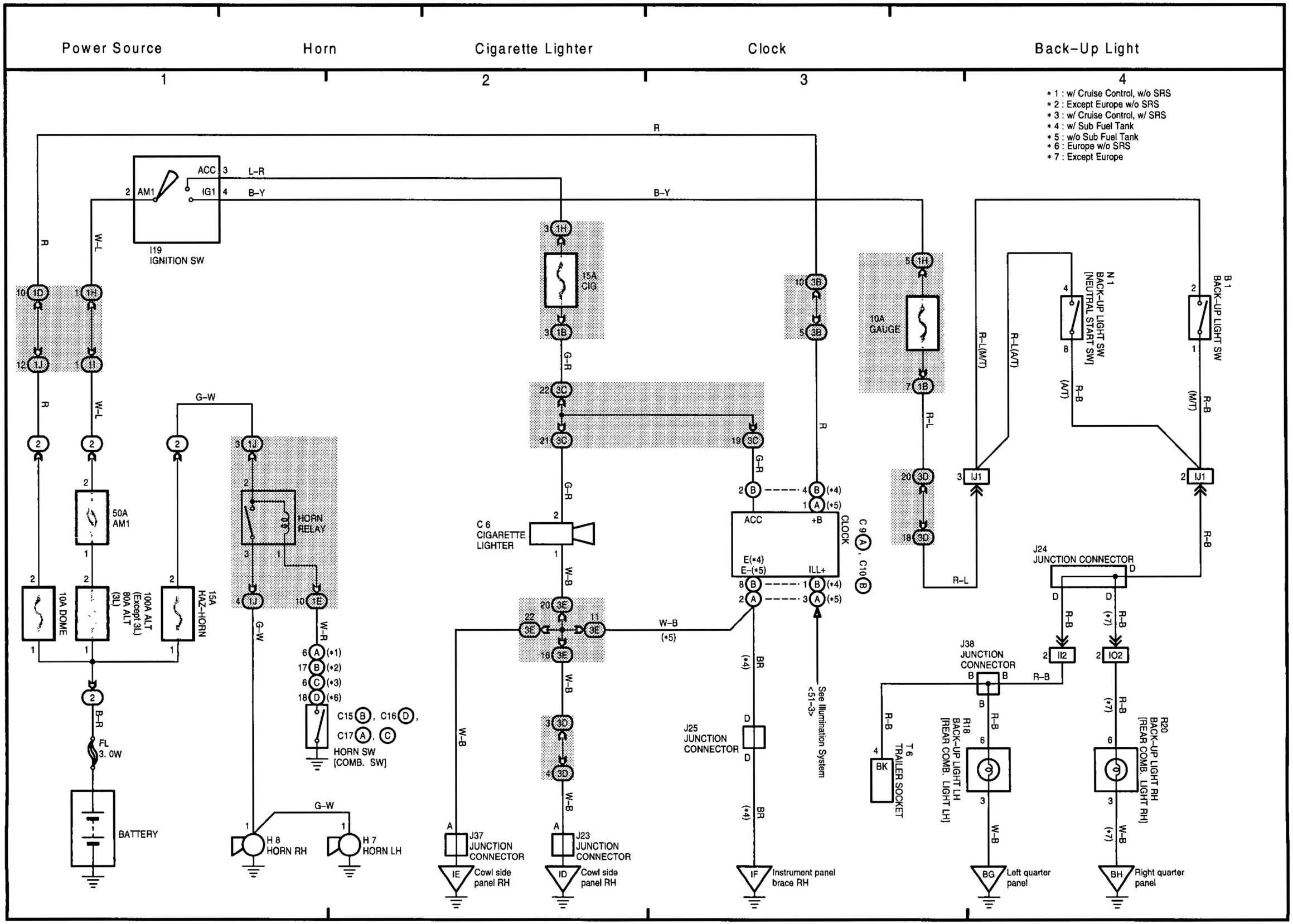

57 LAND CRUISER / LAND CRUISER PRADO (RHD)

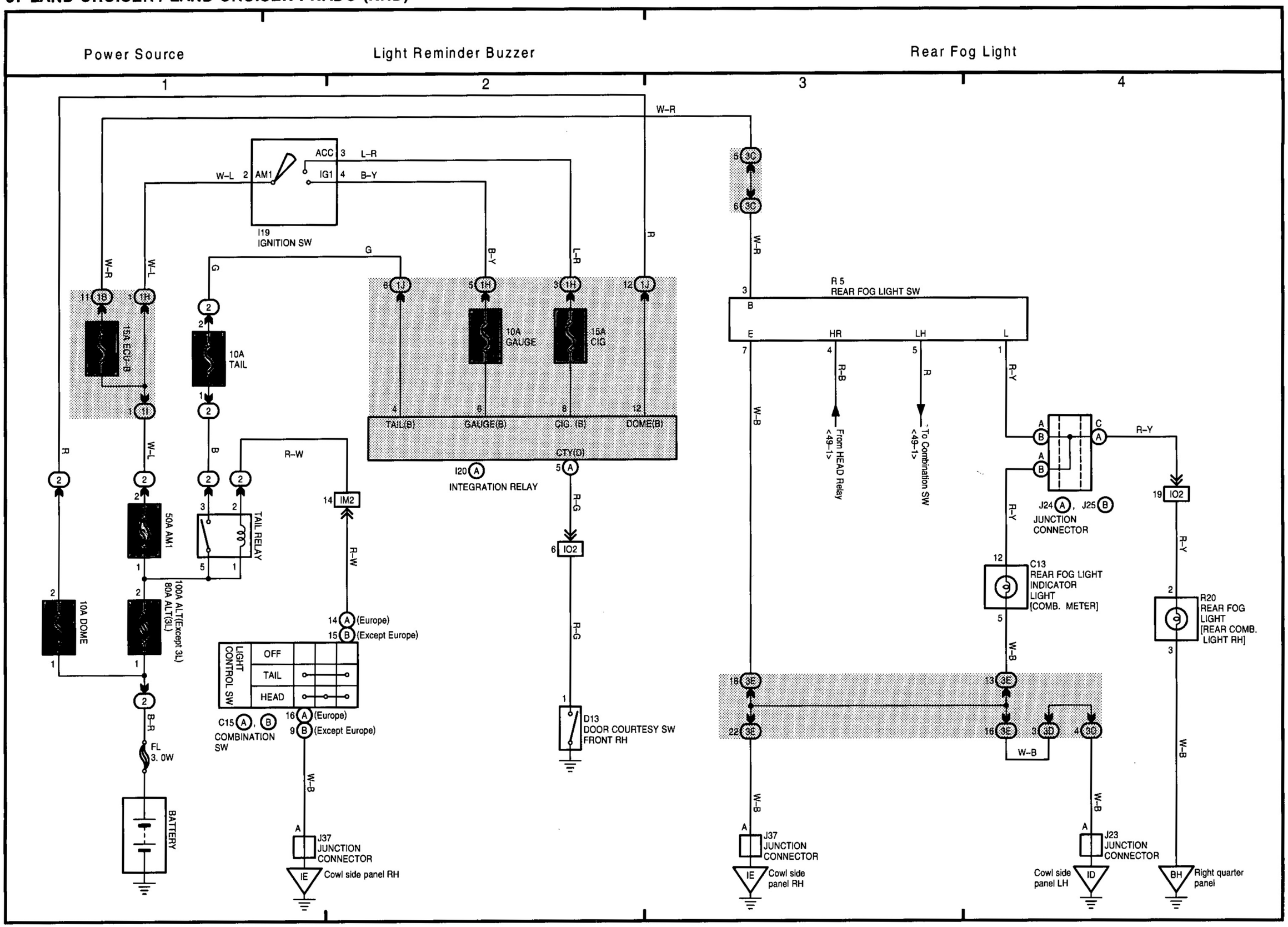

G

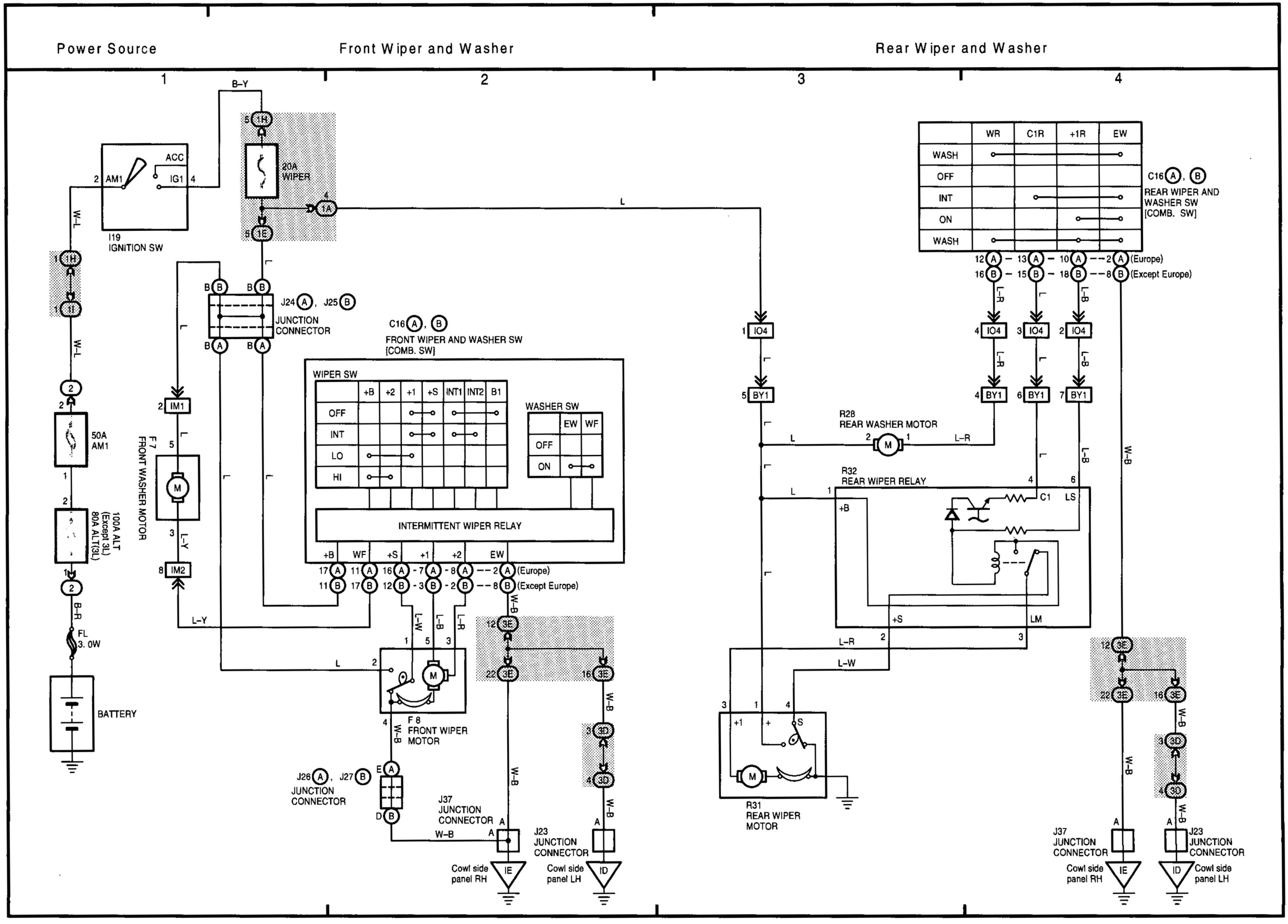
Power Source
Front Wiper and Washer
Rear Wiper and Washer
1
2
3
4
B-Y
20A WIPER
ACC
AM1
IG1
I19 IGNITION SW
W-L
J24 A, J25 B
JUNCTION CONNECTOR
C16 A, B
FRONT WIPER AND WASHER SW [COMB. SW]
WIPER SW
+B +2 +1 +S INT1 INT2 B1
OFF
INT
LO
HI
WASHER SW
EW WF
OFF
ON
INTERMITTENT WIPER RELAY
+B WF +S +1 +2 EW
(Europe)
(Except Europe)
50A AM1
100A ALT (Except 3L) 80A ALT(3L)
F 7 FRONT WASHER MOTOR
IM1
IM2
L-Y
B-R
FL 3. 0W
BATTERY
F 8 FRONT WIPER MOTOR
J26 A, J27 B
JUNCTION CONNECTOR
J37 JUNCTION CONNECTOR
J23 JUNCTION CONNECTOR
Cowl side panel RH
Cowl side panel LH
IE
ID
IO4
BY1
R28 REAR WASHER MOTOR
R32 REAR WIPER RELAY
C1
LS
LM
+S
R31 REAR WIPER MOTOR
WR C1R +1R EW
WASH
OFF
INT
ON
WASH
C16 A, B
REAR WIPER AND WASHER SW [COMB. SW]
(Europe)
(Except Europe)
L-R
L-B
W-B
L-W

Power Source | Moon Roof | Remote Control Mirror

1 | 2 | 3 | 4

* 1 : w/ Power Window
* 2 : w/o Power Window

I19 IGNITION SW
ACC 3
2 AM1
IG1 4
L-R
L
W-L
B-Y
1 1H
5 1H
10A GAUGE
30A POWER
POWER RELAY
1 1I
1 1C 3 1K 6 1F
W-L
2
50A AM1
100A ALT (Except 3L) 80A ALT(3L)
B-R
FL 3. 0W
BATTERY
W-B
A J37 JUNCTION CONNECTOR
IE Cowl side panel RH
D A J26 A, J27 B JUNCTION CONNECTOR E B
1 IL1
6 IG
12 +B
M 3 MOON ROOF CONTROL RELAY
M 4 MOON ROOF CONTROL SW
OPEN 1 P 3 OPEN
CLOSE 2 G-Y 6 CLOSE
UP 3 R-Y 5 UP
DOWN 7 R-W 2 DOWN
LS. 1 LS. 2 MOTOR+ MOTOR- GND
8 9 4 5 11
G-W R-L G R W-B
5 6 1 2
LS1 LS2 M
3 W-B
4 W-B
M 5 MOON ROOF MOTOR AND LIMIT SW
3 1H
15A CIG
9 1B
GR
9 B
R 8 REMOTE CONTROL MIRROR SW
OPERATION SW
LEFT RIGHT UP DOWN LEFT/UP RIGHT/DOWN
LH RH LH RH
SELECT SW
HL HR VL VR M+ E
5 8 1 7 6 10
BR G Y R LG W-B
7 IH2 6 IH2 2 IH2 7 IN1 6 IN1 2 IN1
BR(*1) G(*2) Y(*1) R(*2) LG G R LG
6 4 5 6 4 5
M M M M
R33 REMOTE CONTROL MIRROR LH
R34 REMOTE CONTROL MIRROR RH
19 3E
22 3E 16 3E 3 3D 4 3D
W-B
A J37 JUNCTION CONNECTOR
IE Cowl side panel RH
A J23 JUNCTION CONNECTOR
ID Cowl side panel LH

G

60 LAND CRUISER / LAND CRUISER PRADO (RHD)

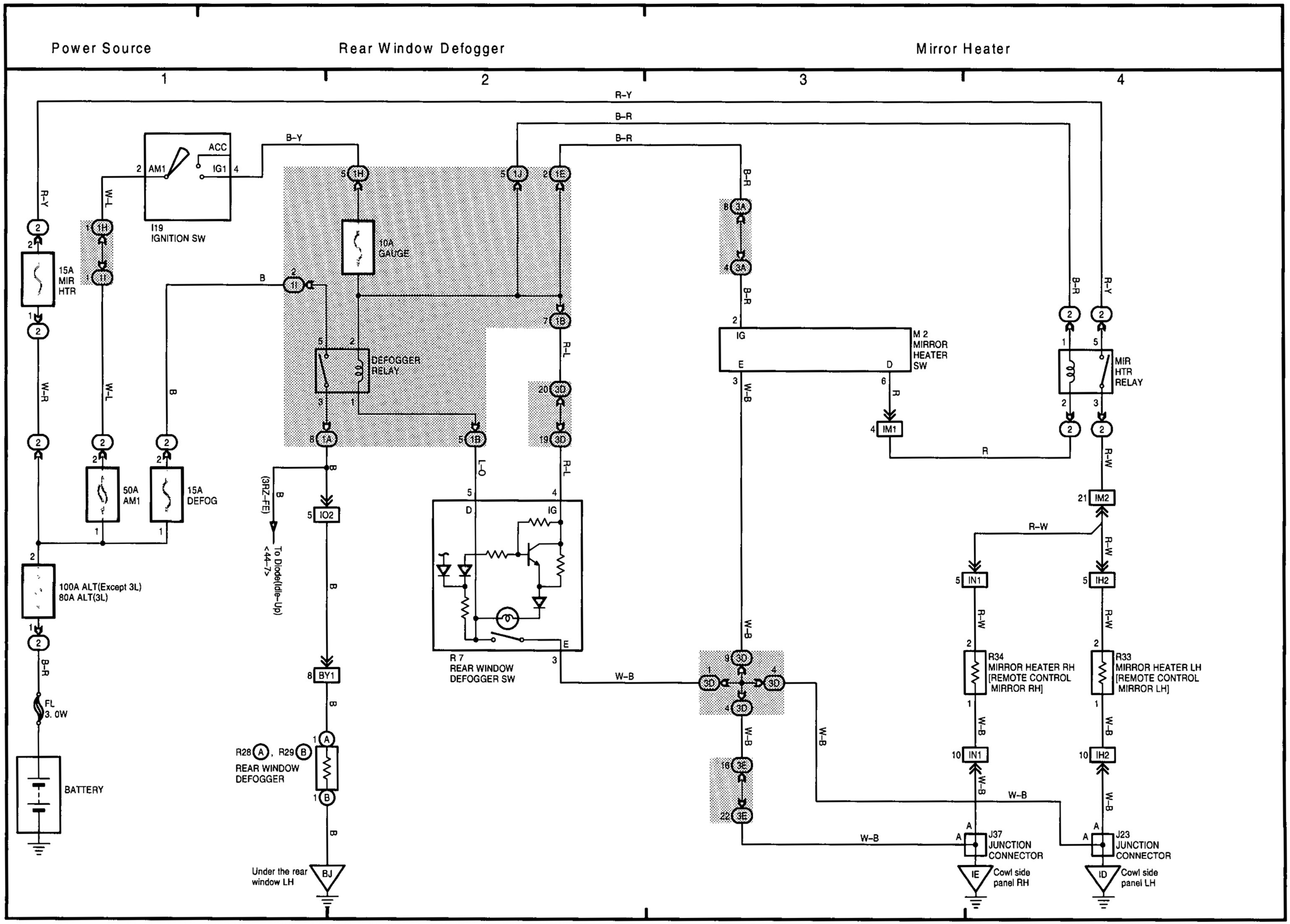

61 LAND CRUISER / LAND CRUISER PRADO (RHD)

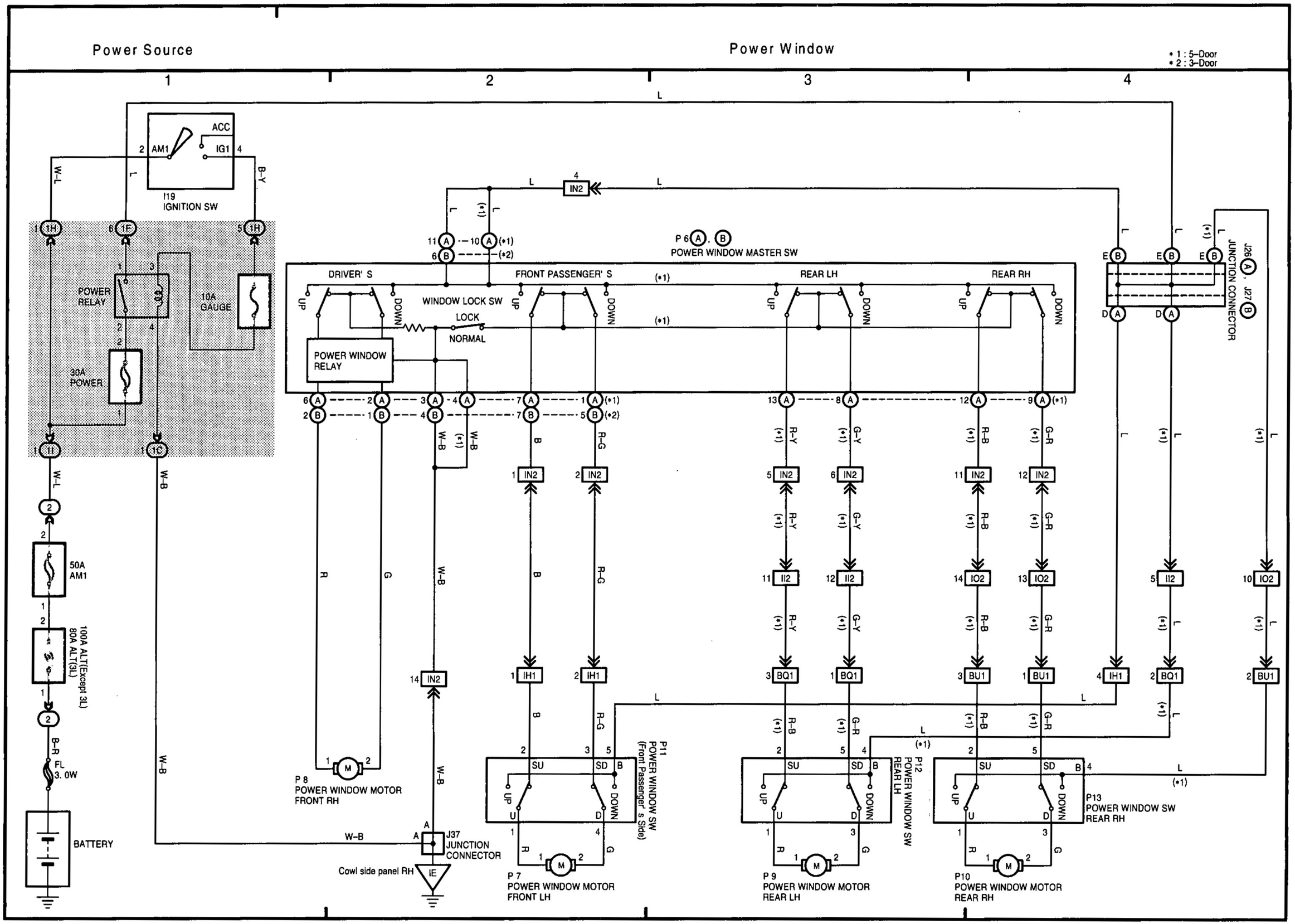

G

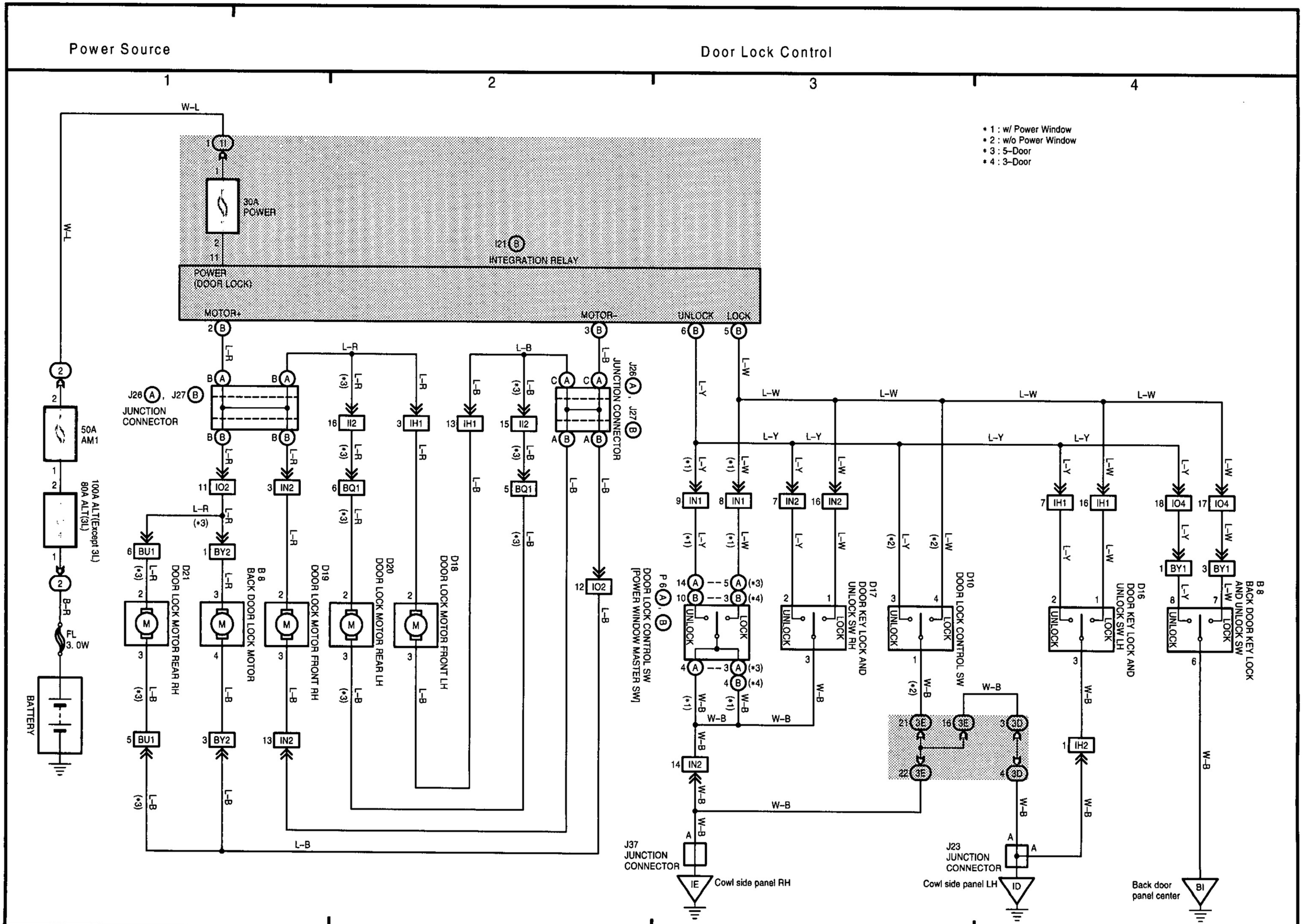
Power Source
Door Lock Control
1
2
3
4
* 1 : w/ Power Window
* 2 : w/o Power Window
* 3 : 5-Door
* 4 : 3-Door
W-L
30A POWER
I21 INTEGRATION RELAY
POWER (DOOR LOCK)
MOTOR+
MOTOR-
UNLOCK
LOCK
50A AM1
100A ALT(Except 3L) 80A ALT(3L)
BATTERY
FL 3.0W
J26, J27 JUNCTION CONNECTOR
D18 DOOR LOCK MOTOR FRONT LH
D19 DOOR LOCK MOTOR FRONT RH
D20 DOOR LOCK MOTOR REAR LH
D21 DOOR LOCK MOTOR REAR RH
B8 BACK DOOR LOCK MOTOR
P6 DOOR LOCK CONTROL SW [POWER WINDOW MASTER SW]
D17 DOOR KEY LOCK AND UNLOCK SW RH
D10 DOOR LOCK CONTROL SW
D16 DOOR KEY LOCK AND UNLOCK SW LH
B8 BACK DOOR KEY LOCK AND UNLOCK SW
J37 JUNCTION CONNECTOR
J23 JUNCTION CONNECTOR
Cowl side panel RH
Cowl side panel LH
Back door panel center
L-R
L-B
L-W
L-Y
W-B
B-R

63 LAND CRUISER / LAND CRUISER PRADO (RHD)

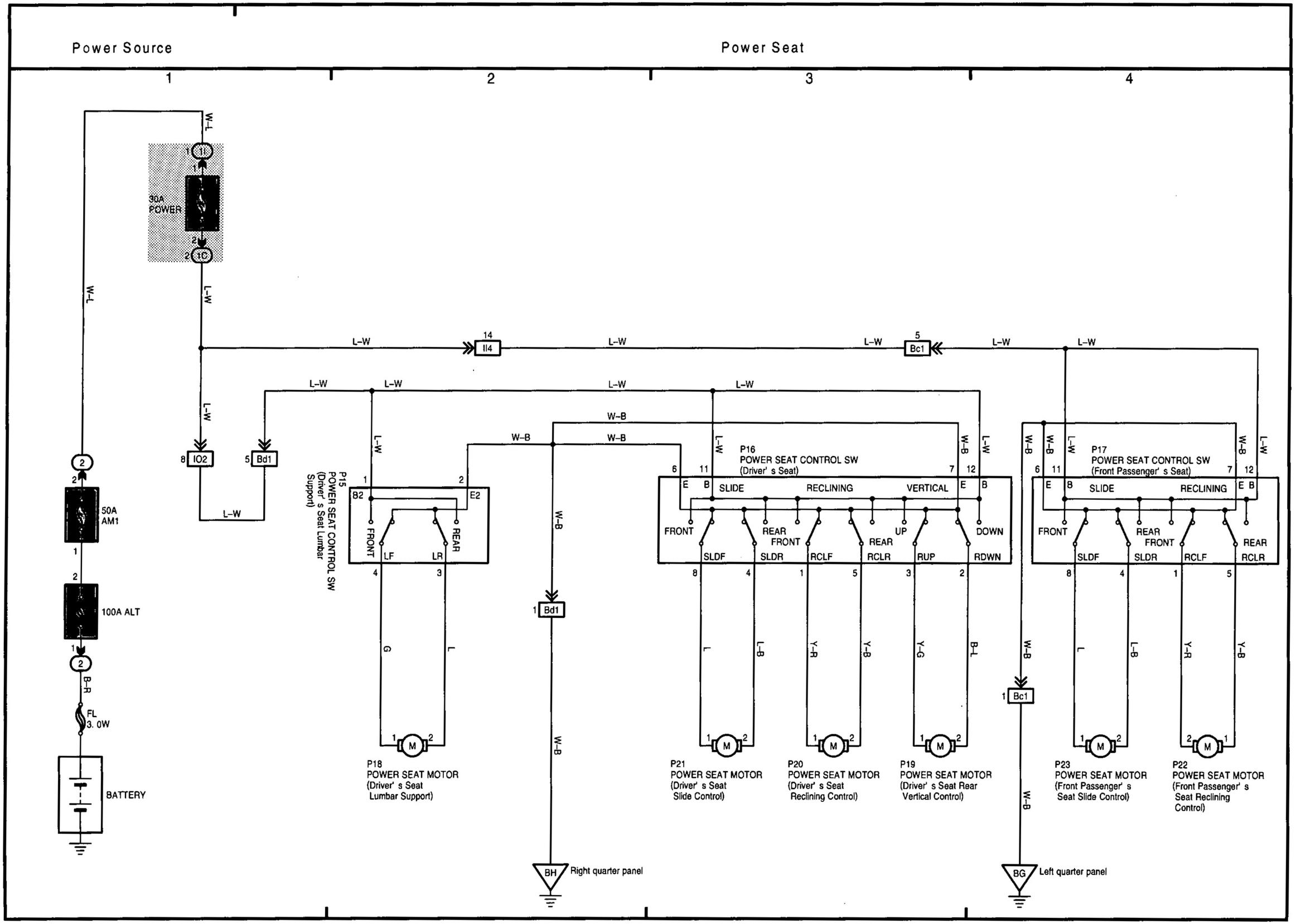

G

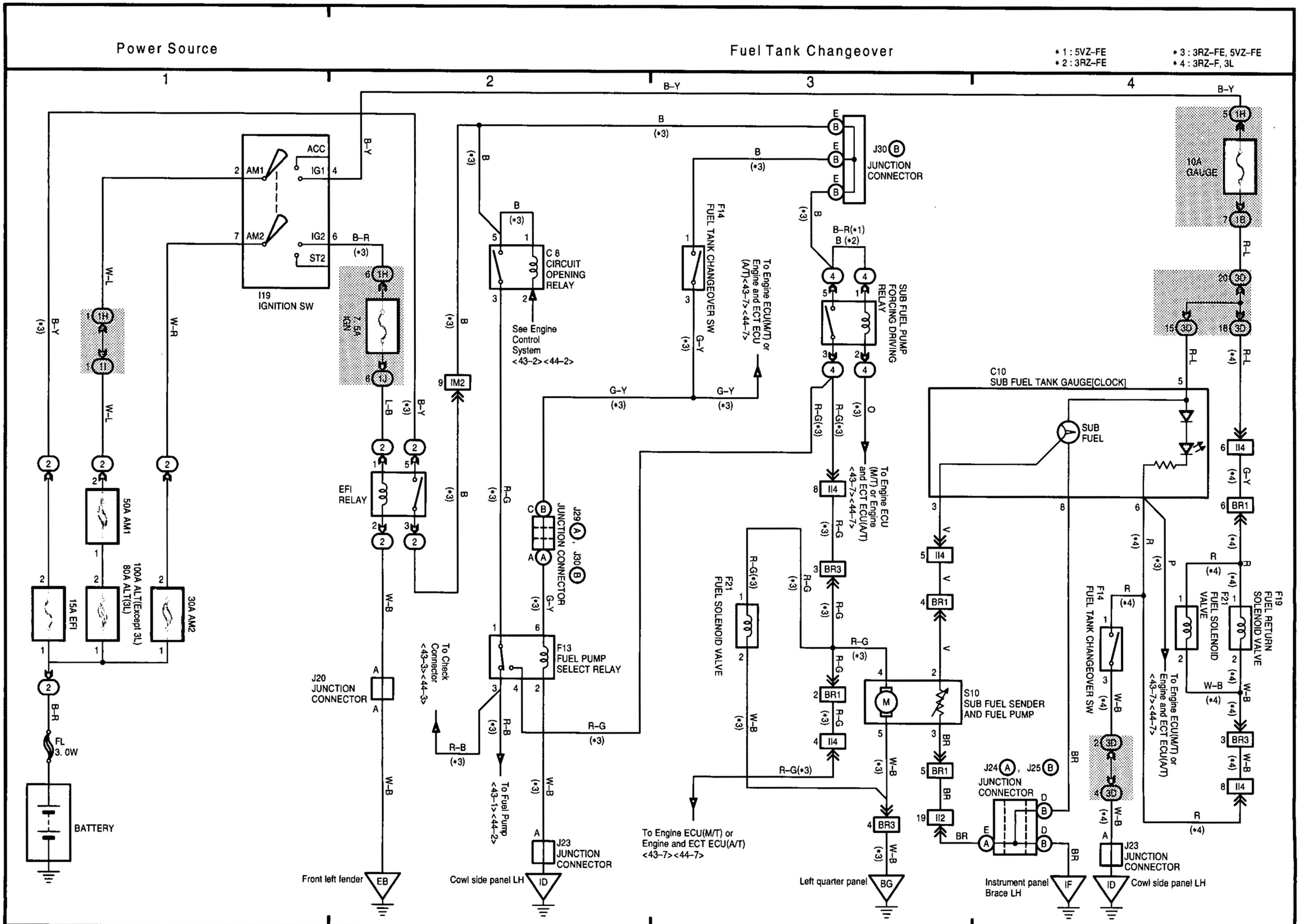
Power Source
Fuel Tank Changeover
*1 : 5VZ-FE
*2 : 3RZ-FE
*3 : 3RZ-FE, 5VZ-FE
*4 : 3RZ-F, 3L
1
2
3
4
ACC
IG1
AM1
AM2
IG2
ST2
I19
IGNITION SW
7.5A IGN
50A AM1
100A ALT(Except 3L)
80A ALT(3L)
30A AM2
15A EFI
FL
3. 0W
BATTERY
EFI RELAY
C 8
CIRCUIT OPENING RELAY
See Engine Control System <43-2><44-2>
J20 JUNCTION CONNECTOR
To Check Connector <43-3><44-3>
F13
FUEL PUMP SELECT RELAY
J29, J30 JUNCTION CONNECTOR
To Fuel Pump <43-1><44-2>
J23 JUNCTION CONNECTOR
Front left fender
Cowl side panel LH
F14
FUEL TANK CHANGEOVER SW
To Engine ECU(M/T) or Engine and ECT ECU(A/T) <43-7><44-7>
J30 JUNCTION CONNECTOR
SUB FUEL PUMP FORCING DRIVING RELAY
F21
FUEL SOLENOID VALVE
S10
SUB FUEL SENDER AND FUEL PUMP
To Engine ECU(M/T) or Engine and ECT ECU(A/T) <43-7><44-7>
Left quarter panel
J24, J25 JUNCTION CONNECTOR
Instrument panel Brace LH
10A GAUGE
C10
SUB FUEL TANK GAUGE[CLOCK]
SUB FUEL
F19
FUEL RETURN SOLENOID VALVE
To Engine ECU(M/T) or Engine and ECT ECU(A/T) <43-7><44-7>

65 LAND CRUISER / LAND CRUISER PRADO (RHD)

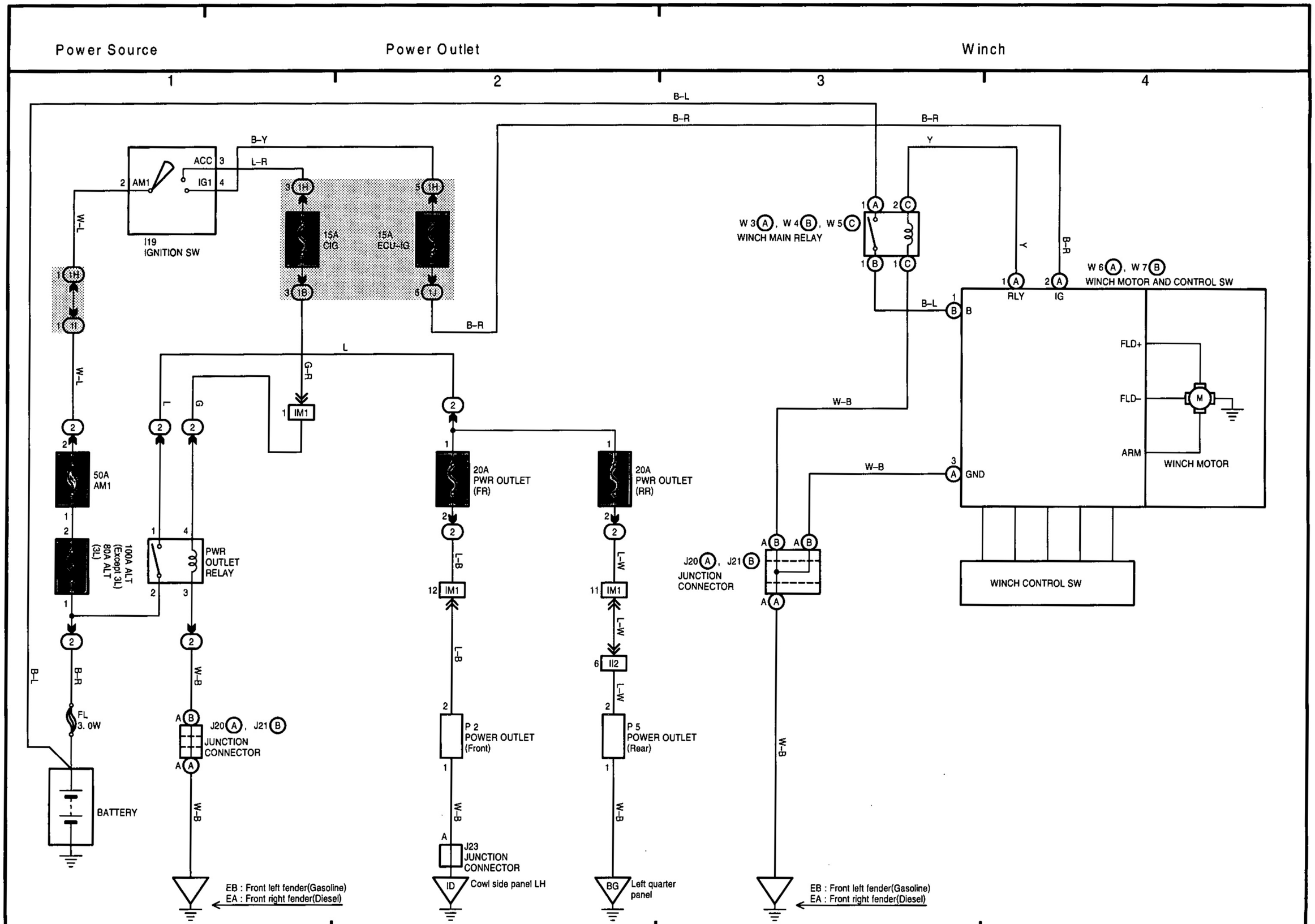

G

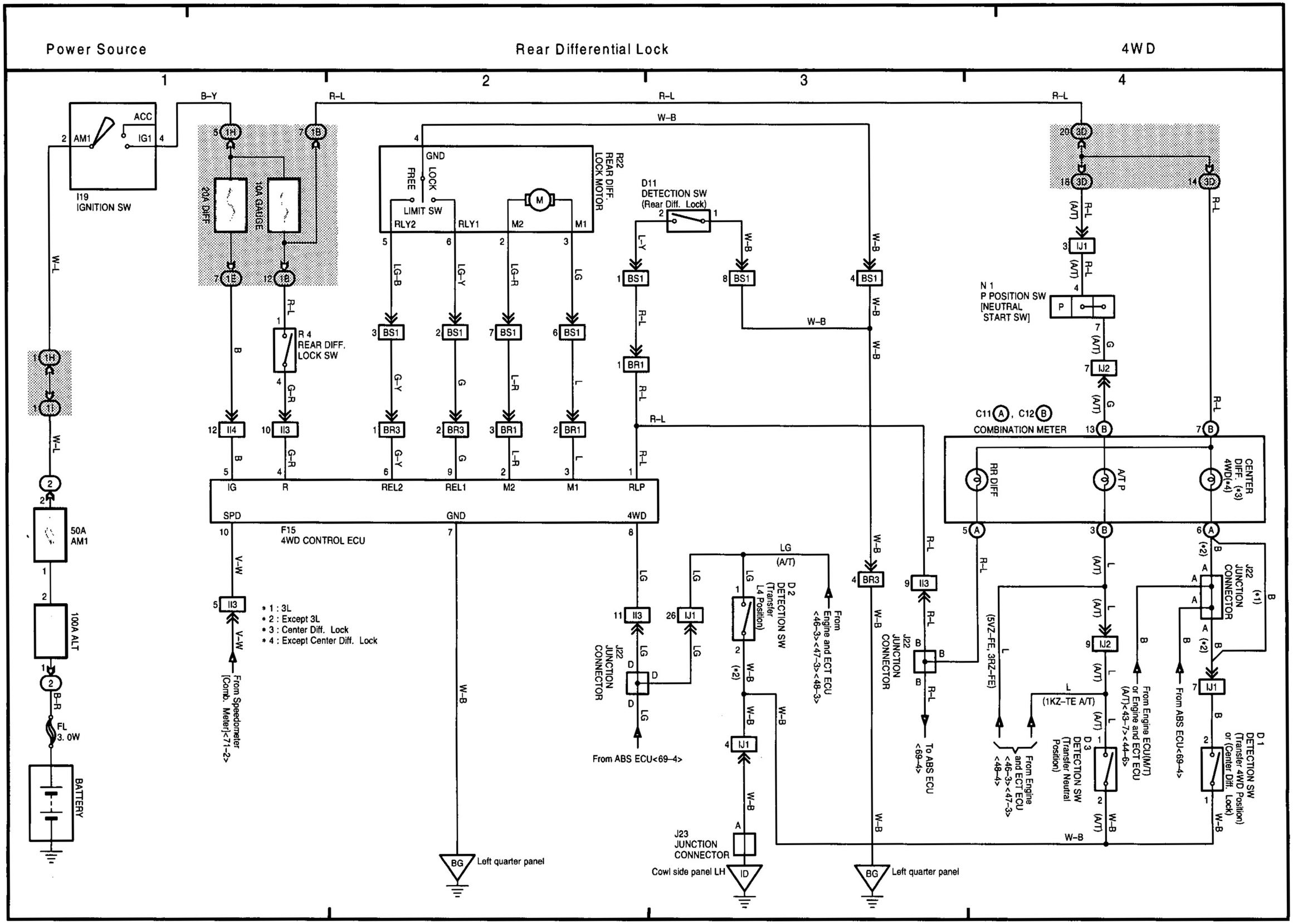
Power Source
Rear Differential Lock
4WD
1
2
3
4
I19
IGNITION SW
ACC
AM1
IG1
20A DIFF
10A GAUGE
R 4
REAR DIFF. LOCK SW
R22
REAR DIFF. LOCK MOTOR
GND
FREE
LOCK
LIMIT SW
RLY2
RLY1
M2
M1
D11
DETECTION SW
(Rear Diff. Lock)
F15
4WD CONTROL ECU
SPD
GND
4WD
IG
R
REL2
REL1
M2
M1
RLP
50A
AM1
100A ALT
FL
3. 0W
BATTERY
* 1 : 3L
* 2 : Except 3L
* 3 : Center Diff. Lock
* 4 : Except Center Diff. Lock
From Speedometer [Comb. Meter]<71-2>
From ABS ECU<69-4>
J22
JUNCTION CONNECTOR
D2
DETECTION SW
(Transfer L4 Position)
From Engine and ECT ECU <46-3><47-3><48-3>
J23
JUNCTION CONNECTOR
Cowl side panel LH
Left quarter panel
To ABS ECU <69-4>
N1
P POSITION SW
[NEUTRAL START SW]
C11, C12
COMBINATION METER
RR DIFF
A/T P
CENTER DIFF. (*3) 4WD(*4)
From Engine and ECT ECU <46-3><47-3><48-4>
D3
DETECTION SW
(Transfer Neutral Position)
(1KZ-TE A/T)
(5VZ-FE, 3RZ-FE)
From Engine ECU(M/T) or Engine and ECT ECU (A/T)<43-7><44-6>
From ABS ECU<69-4>
D1
DETECTION SW
(Transfer 4WD Position) or (Center Diff. Lock)

67 LAND CRUISER / LAND CRUISER PRADO (RHD)

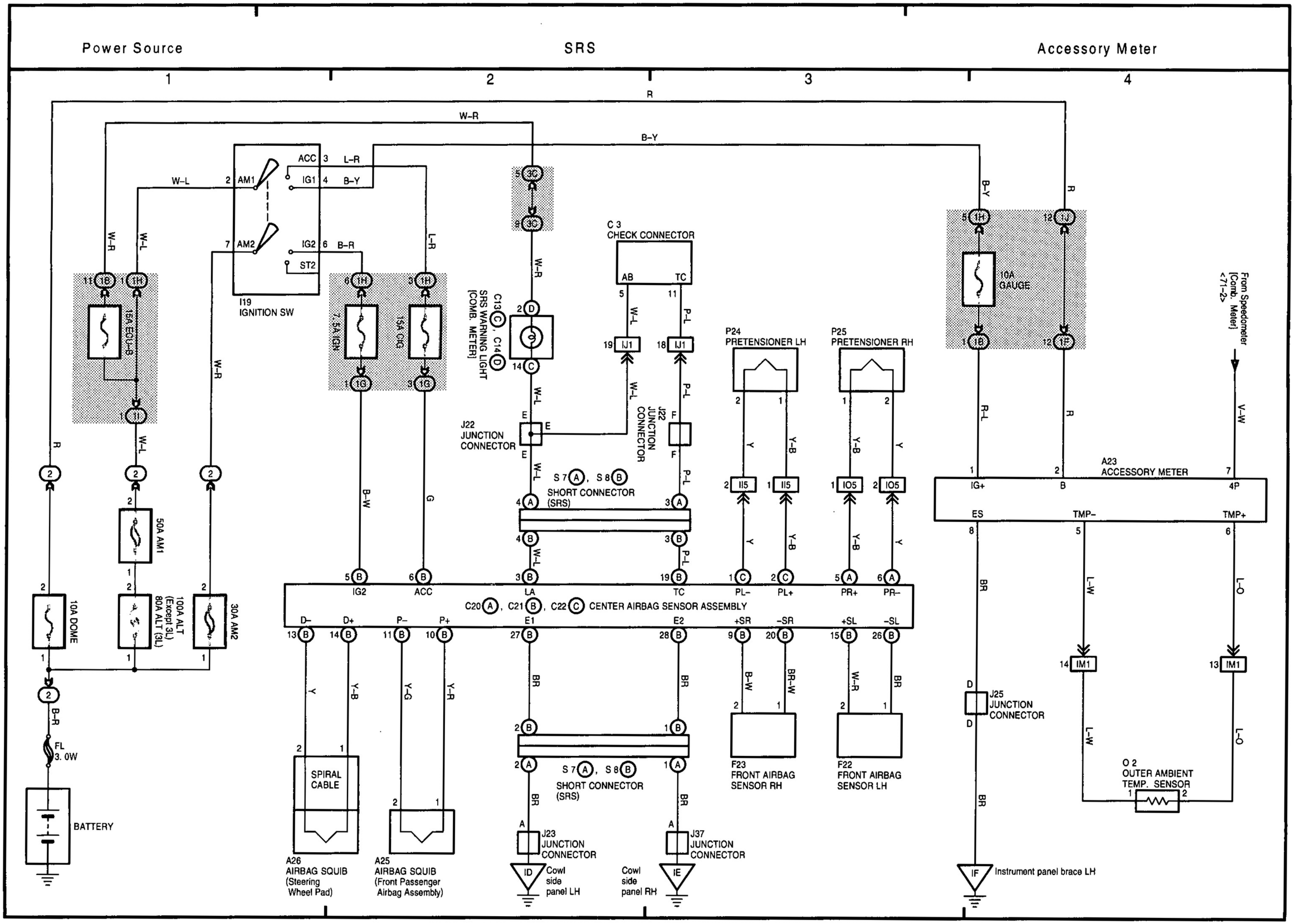

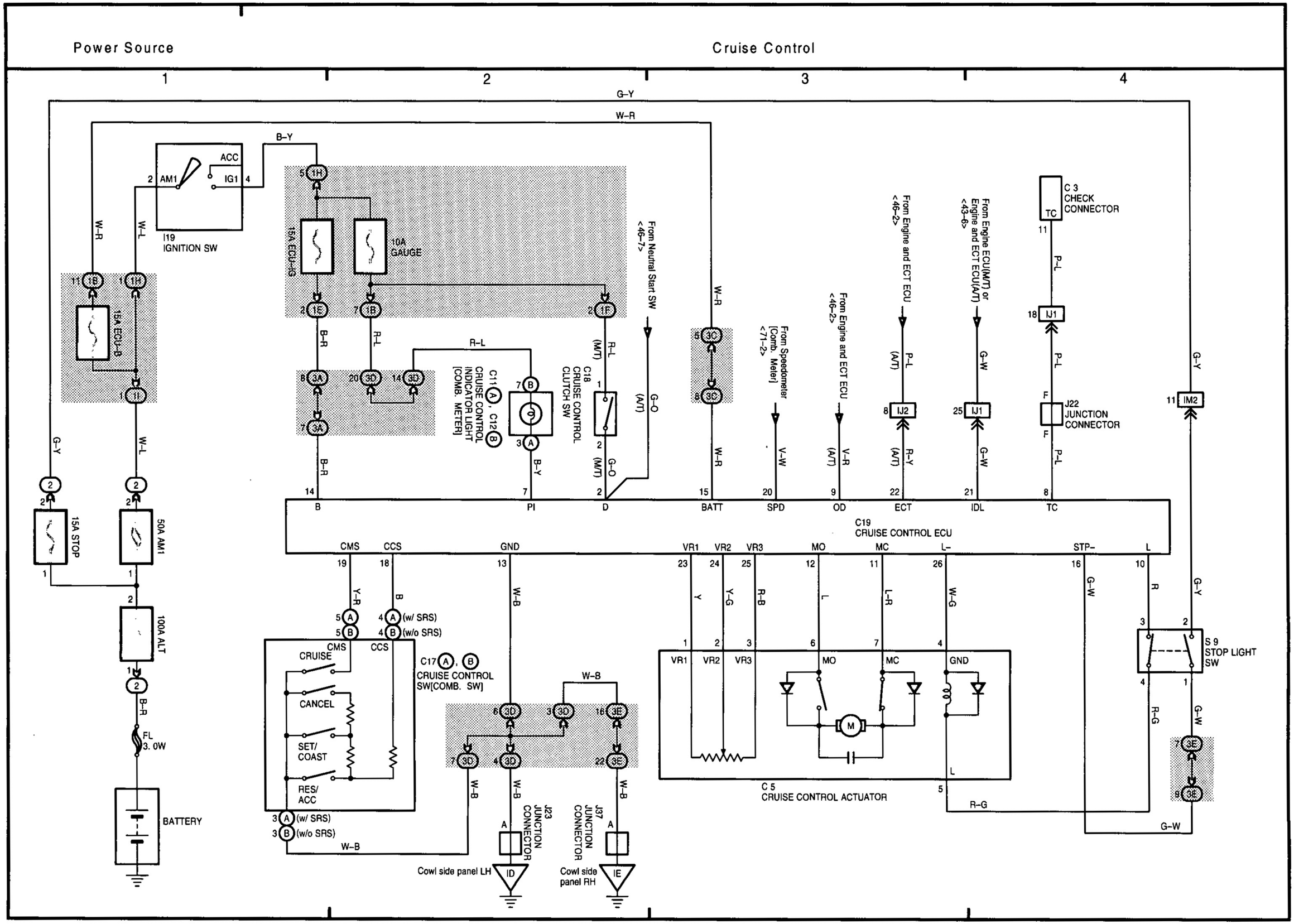
Power Source
Cruise Control
1
2
3
4
G–Y
W–R
B–Y
ACC
AM1
IG1
I19
IGNITION SW
15A ECU–IG
10A
GAUGE
15A ECU–B
From Neutral Start SW
<46–7>
From Speedometer
[Comb. Meter]
<71–2>
From Engine and ECT ECU
<46–2>
From Engine ECU(M/T) or
Engine and ECT ECU(A/T)
<43–6>
C 3
CHECK
CONNECTOR
J22
JUNCTION
CONNECTOR
C11 A, C12 B
CRUISE CONTROL
INDICATOR LIGHT
[COMB. METER]
C18
CRUISE CONTROL
CLUTCH SW
B
PI
D
BATT
SPD
OD
ECT
IDL
TC
C19
CRUISE CONTROL ECU
CMS
CCS
GND
VR1
VR2
VR3
MO
MC
L–
STP–
L
15A STOP
50A AM1
100A ALT
FL
3. 0W
BATTERY
CRUISE
CANCEL
SET/
COAST
RES/
ACC
C17 A, B
CRUISE CONTROL
SW[COMB. SW]
J23
JUNCTION
CONNECTOR
J37
JUNCTION
CONNECTOR
Cowl side panel LH
Cowl side
panel RH
C 5
CRUISE CONTROL ACTUATOR
S 9
STOP LIGHT
SW

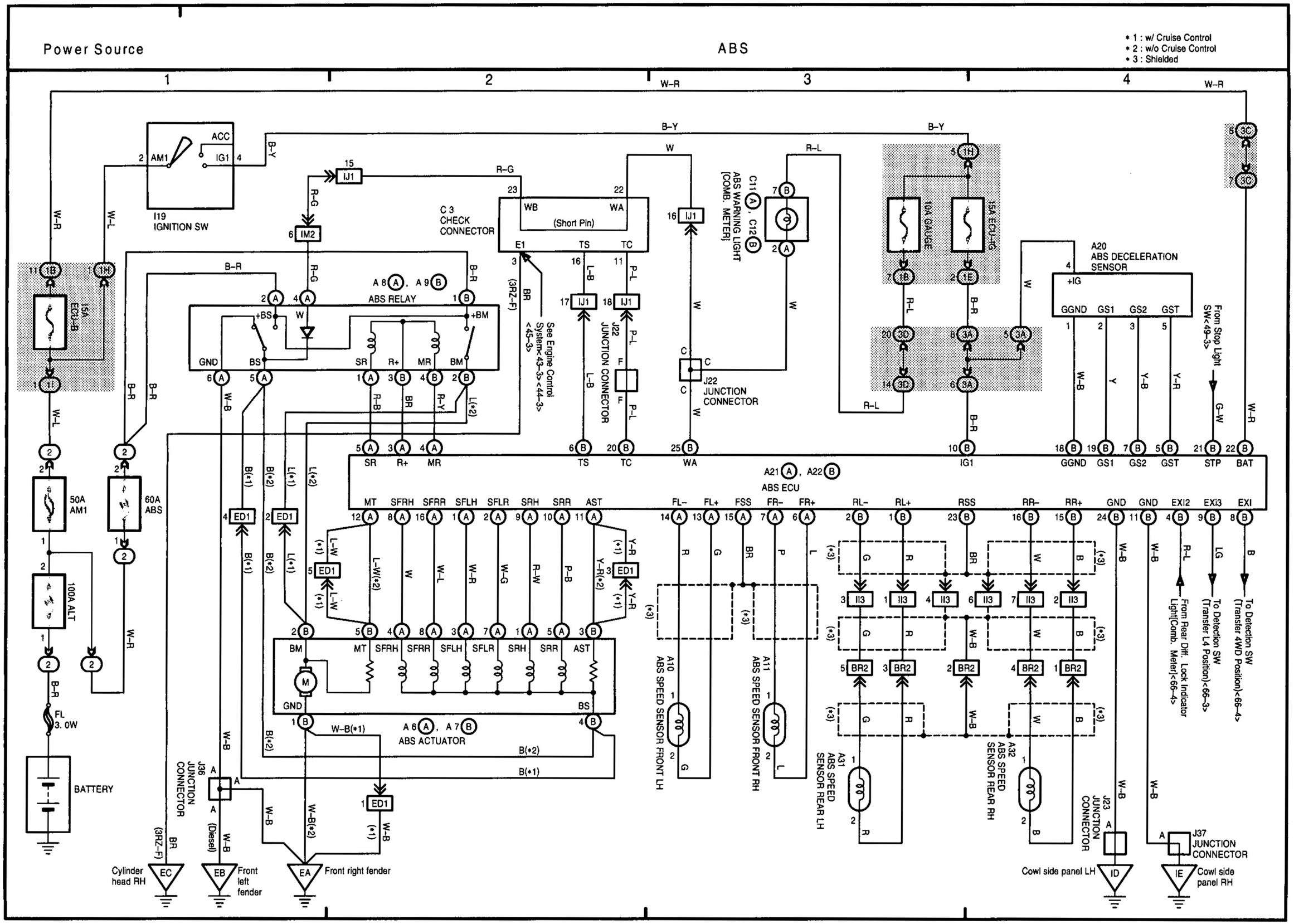
Power Source
ABS
* 1 : w/ Cruise Control
* 2 : w/o Cruise Control
* 3 : Shielded
1
2
3
4
I19 IGNITION SW
ACC
AM1
IG1
15A ECU-B
50A AM1
60A ABS
100A ALT
FL 3.0W
BATTERY
C 3 CHECK CONNECTOR
(Short Pin)
WB
WA
E1
TS
TC
See Engine Control System<43-3><44-3>
ABS RELAY
+BS
+BM
GND
BS
SR
R+
MR
BM
J22 JUNCTION CONNECTOR
J22 JUNCTION CONNECTOR
C11 A, C12 B
ABS WARNING LIGHT [COMB. METER]
10A GAUGE
15A ECU-IG
A20 ABS DECELERATION SENSOR
+IG
GGND
GS1
GS2
GST
From Stop Light SW<49-3>
IG1
STP
BAT
A21 A, A22 B
ABS ECU
MT
SFRH
SFRR
SFLH
SFLR
SRH
SRR
AST
FL–
FL+
FSS
FR–
FR+
RL–
RL+
RSS
RR–
RR+
GND
EXI2
EXI3
EXI
A6 A, A7 B
ABS ACTUATOR
A10 ABS SPEED SENSOR FRONT LH
A11 ABS SPEED SENSOR FRONT RH
A31 ABS SPEED SENSOR REAR LH
A32 ABS SPEED SENSOR REAR RH
J36 JUNCTION CONNECTOR
J23 JUNCTION CONNECTOR
J37 JUNCTION CONNECTOR
From Rear Diff. Lock Indicator Light(Comb. Meter)<66-4>
To Detection SW (Transfer L4 Position)<66-3>
To Detection SW (Transfer 4WD Position)<66-4>
Cylinder head RH
Front left fender
Front right fender
Cowl side panel LH
Cowl side panel RH
EC
EB
EA
ID
IE

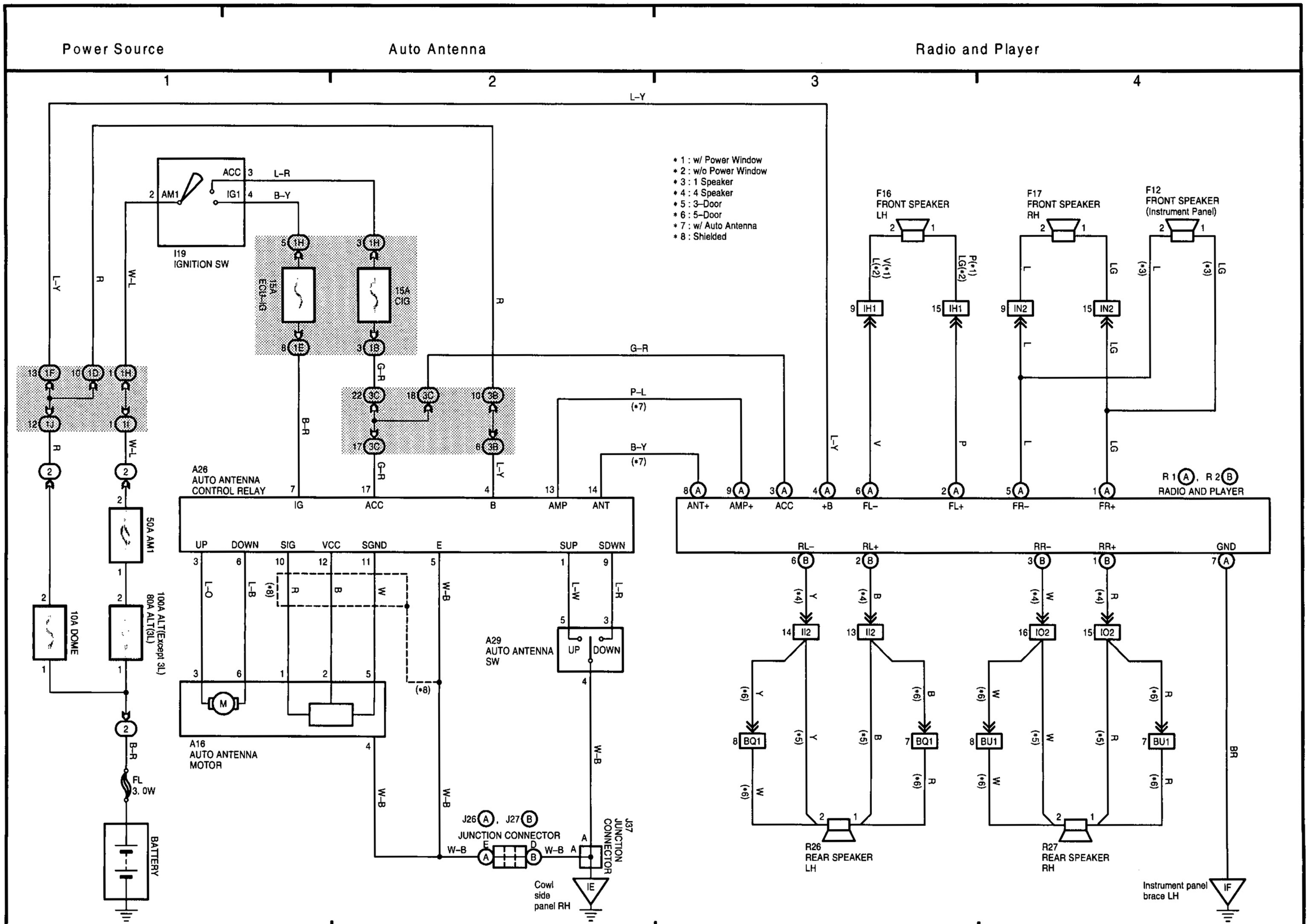
Power Source
Auto Antenna
Radio and Player
1
2
3
4
* 1 : w/ Power Window
* 2 : w/o Power Window
* 3 : 1 Speaker
* 4 : 4 Speaker
* 5 : 3–Door
* 6 : 5–Door
* 7 : w/ Auto Antenna
* 8 : Shielded
I19
IGNITION SW
ACC
AM1
IG1
L–R
B–Y
15A
ECU–IG
15A
CIG
A26
AUTO ANTENNA
CONTROL RELAY
IG
ACC
B
AMP
ANT
ANT+
AMP+
ACC
+B
FL–
FL+
FR–
FR+
R 1 A , R 2 B
RADIO AND PLAYER
F16
FRONT SPEAKER
LH
F17
FRONT SPEAKER
RH
F12
FRONT SPEAKER
(Instrument Panel)
50A AM1
100A ALT(Except 3L)
80A ALT(3L)
10A DOME
BATTERY
FL
3. 0W
A16
AUTO ANTENNA
MOTOR
UP
DOWN
SIG
VCC
SGND
E
SUP
SDWN
A29
AUTO ANTENNA
SW
J26 A , J27 B
JUNCTION CONNECTOR
J37
JUNCTION
CONNECTOR
Cowl
side
panel RH
RL–
RL+
RR–
RR+
GND
R26
REAR SPEAKER
LH
R27
REAR SPEAKER
RH
Instrument panel
brace LH

(Cont. next page)

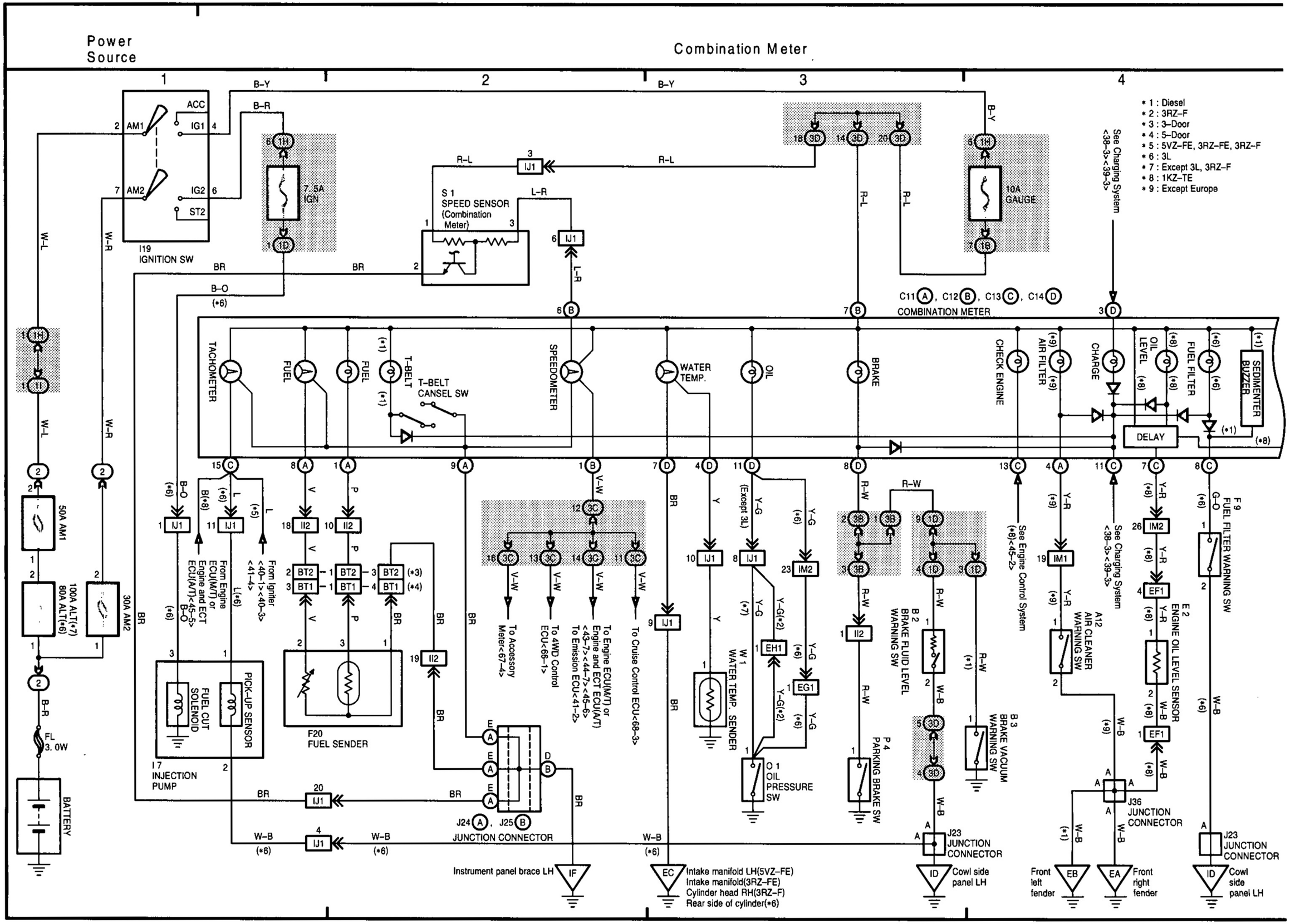

71 LAND CRUISER / LAND CRUISER PRADO (RHD) (Cont' d)

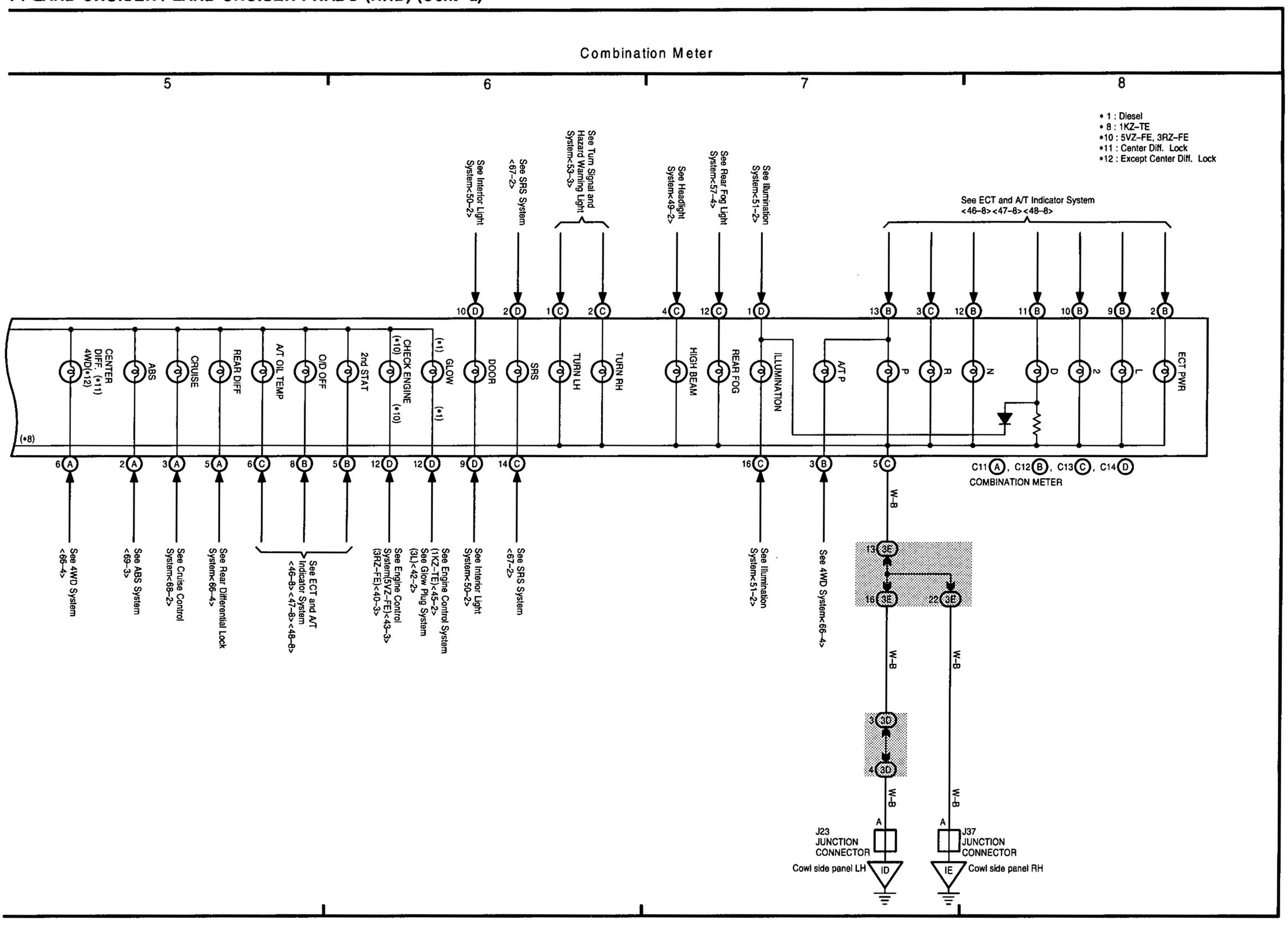

G

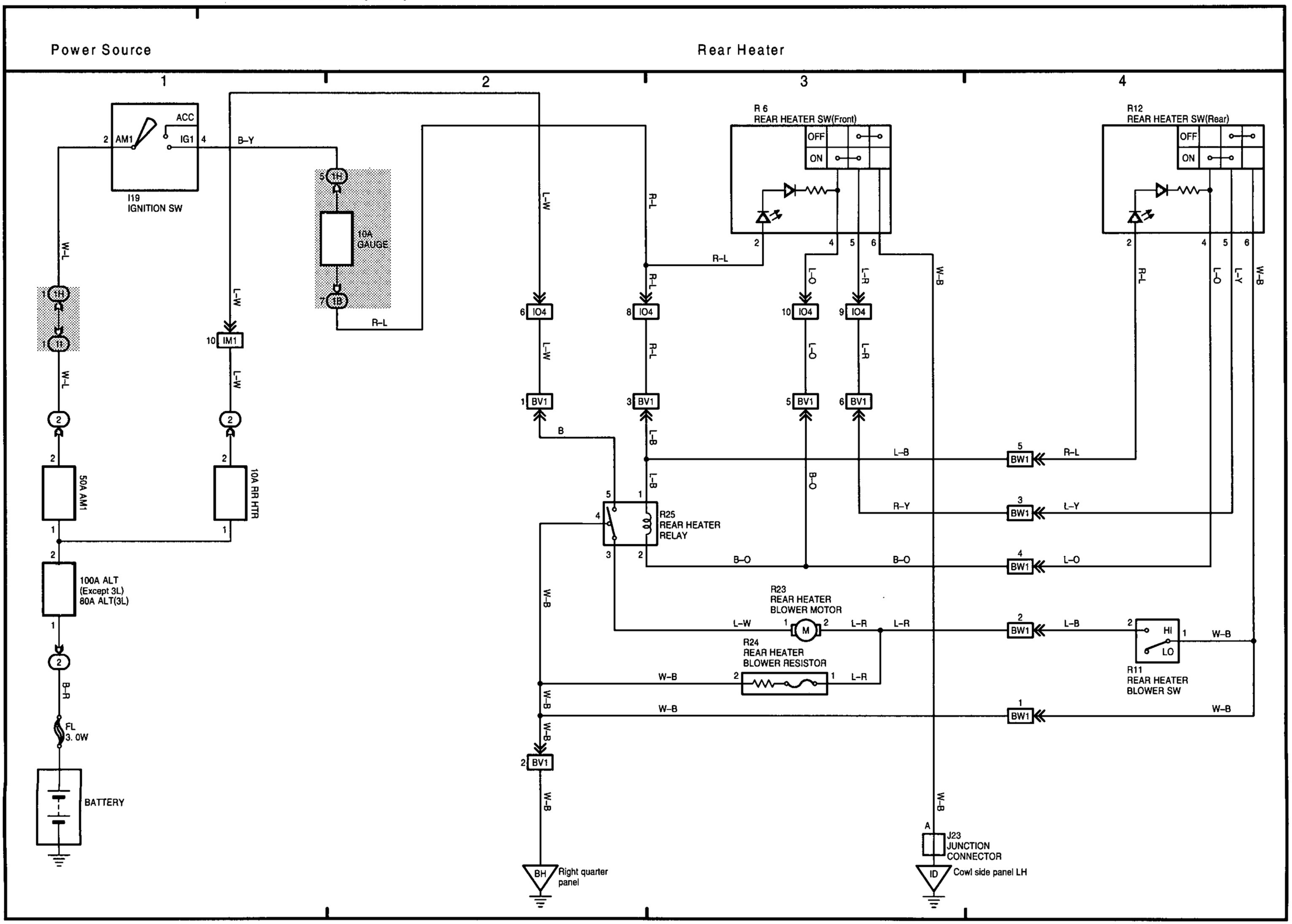
Power Source
Rear Heater
1
2
3
4
ACC
AM1
IG1
B-Y
I19
IGNITION SW
5 1H
10A GAUGE
7 1B
R-L
L-W
10 IM1
1 1H
1 1E
W-L
2
50A AM1
10A RR HTR
100A ALT
(Except 3L)
80A ALT(3L)
B-R
FL
3. 0W
BATTERY
6 IO4
1 BV1
B
8 IO4
3 BV1
L-B
B-O
R 6
REAR HEATER SW(Front)
OFF
ON
10 IO4
9 IO4
5 BV1
6 BV1
L-O
L-R
W-B
R12
REAR HEATER SW(Rear)
L-Y
5 BW1
R-L
R-Y
3 BW1
4 BW1
5
1
4
3
2
R25
REAR HEATER
RELAY
R23
REAR HEATER
BLOWER MOTOR
L-W
M
R24
REAR HEATER
BLOWER RESISTOR
2 BV1
BH
Right quarter
panel
A
J23
JUNCTION
CONNECTOR
ID
Cowl side panel LH
HI
LO
R11
REAR HEATER
BLOWER SW

(Cont. next page)

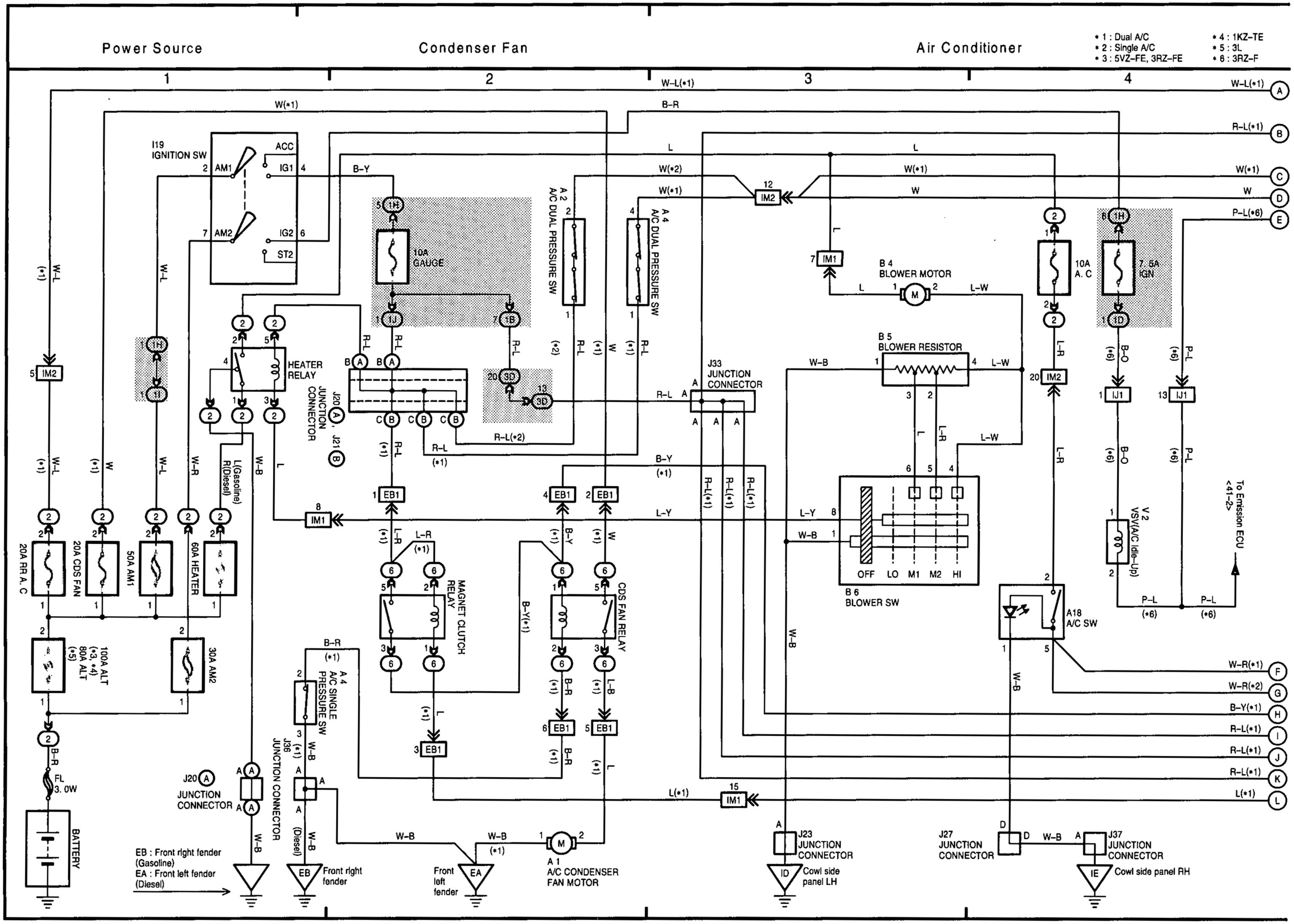

(Cont. next page)

Air Conditioner

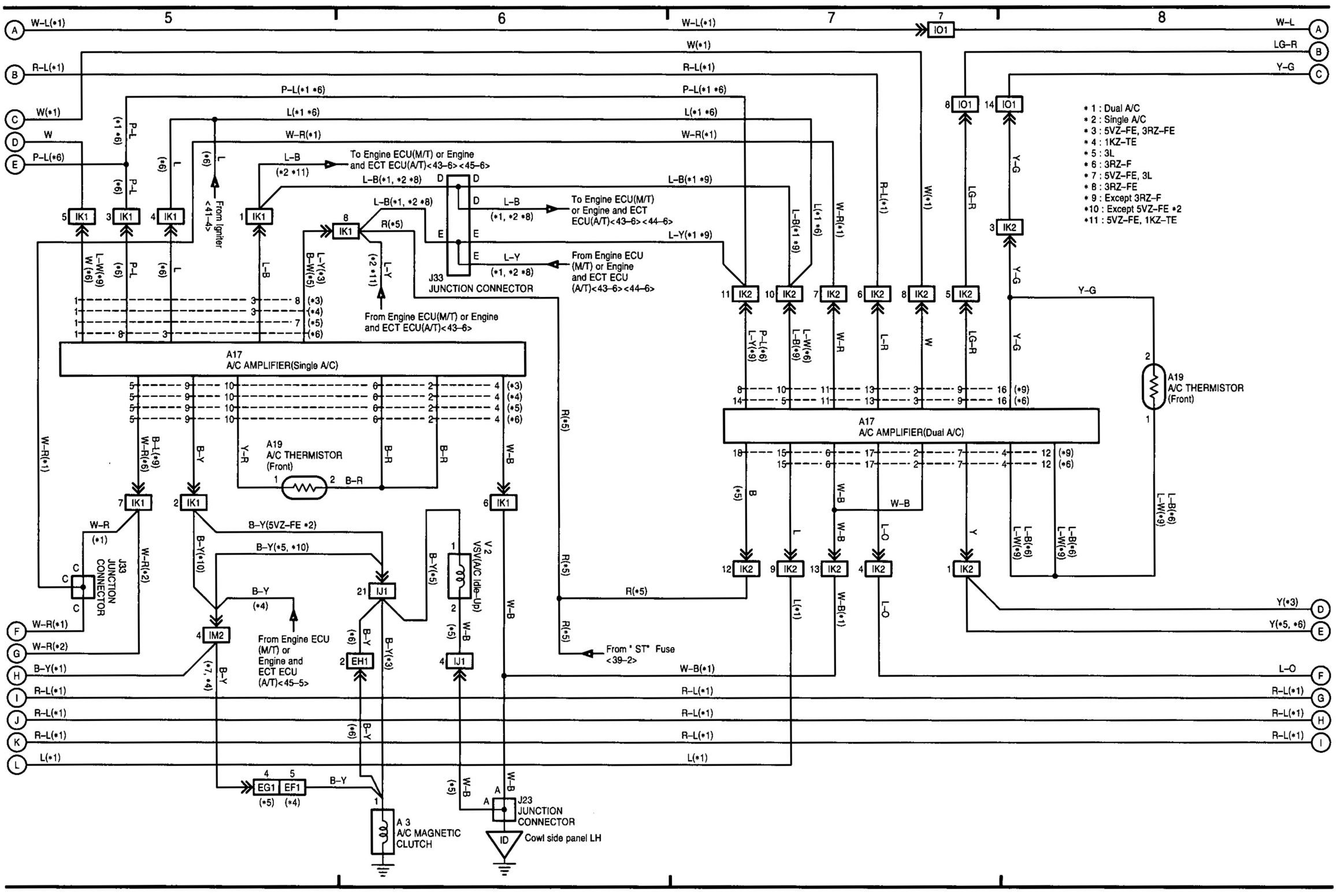

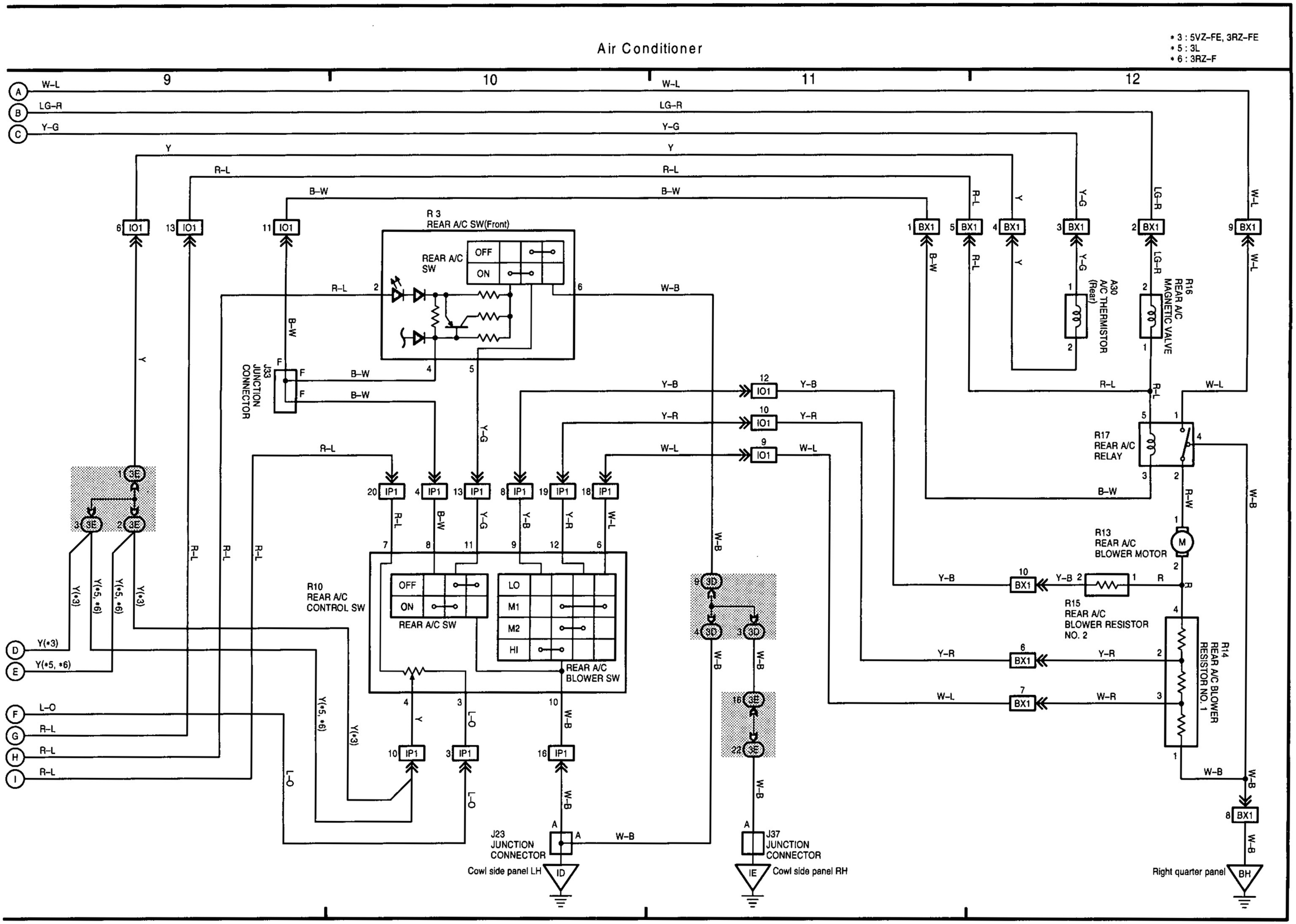
Air Conditioner
* 3 : 5VZ-FE, 3RZ-FE
* 5 : 3L
* 6 : 3RZ-F
9
10
11
12
R 3
REAR A/C SW(Front)
REAR A/C SW
OFF
ON
R10
REAR A/C CONTROL SW
REAR A/C SW
LO
M1
M2
HI
REAR A/C BLOWER SW
J33 JUNCTION CONNECTOR
A30 A/C THERMISTOR (Rear)
R16 REAR A/C MAGNETIC VALVE
R17 REAR A/C RELAY
R13 REAR A/C BLOWER MOTOR
R15 REAR A/C BLOWER RESISTOR NO. 2
R14 REAR A/C BLOWER RESISTOR NO. 1
J23 JUNCTION CONNECTOR
Cowl side panel LH
J37 JUNCTION CONNECTOR
Cowl side panel RH
Right quarter panel
W-L
LG-R
Y-G
Y
R-L
B-W
Y-B
Y-R
W-B
R-W
L-O

G

PART NUMBER OF CONNECTORS

Code	Part Name	Part Number
A 1	A/C Condenser Fan Motor	90980-11237
A 2	A/C Dual Pressure SW	90980-11149
A 3	A/C Magnetic Clutch	90980-11271
A 4	A/C Triple Pressure SW (A/C Dual and Single Pressure SW)	90980-10943
A 5	A/T Fluid Temp. SW (1KZ-TE)	90980-11025
	A/T Fluid Temp. SW (5VZ-FE,3RZ-FE)	90980-10706
A 6	ABS Actuator	90980-10891
A 7	ABS Actuator	90980-11413
A 8	ABS Relay	90980-10939
A 9	ABS Relay	90980-10940
A10	ABS Speed Sensor Front LH	90980-11075
A11	ABS Speed Sensor Front RH	
A12	Air Cleaner Warning SW	90980-10184
A13	Air Flow Meter (3RZ-FE)	90980-10845
	Air Flow Meter (5VZ-FE)	90980-11317
A14	Alternator (Except LHD Diesel)	90980-11349
	Alternator (LHD Diesel)	
A15	Alternator	-
A16	Auto Antenna Motor	90980-11194
A17	A/C Amplifier (Dual A/C)	90980-10819
	A/C Amplifier (Single A/C)	90980-10801
A18	A/C SW	90980-10631
A19	A/C Thermistor (Front)	90980-10825
A20	ABS Deceleration Sensor	90980-11182
A21	ABS ECU	90980-11565
A22	ABS ECU	90980-11390
A23	Accessory Meter	90980-11533
A25	Airbag Squib (Front Passenger Airbag Assembly)	90980-11886
A26	Airbag Squib (Steering Wheel Pad)	90980-10850
A27	Ashtray Illumination	-
A28	Auto Antenna Control Relay	90980-10819
A29	Auto Antenna SW	90980-10933
A30	A/C Thermistor (Rear)	90980-10825
A31	ABS Speed Sensor Rear LH	90980-11075
A32	ABS Speed Sensor Rear RH	
B 1	Back-Up Light SW	90980-11250
B 2	Brake Fluid Level Warning SW	90980-11207
B 3	Brake Vacuum Warning SW	90980-11252
B 4	Blower Motor (Except G.C.C.)	90980-10214
	Blower Motor (G.C.C.)	90980-10385
B 5	Blower Resistor	90980-10171
B 6	Blower SW	90980-10877
B 7	Back Door Courtesy SW	90980-11367
B 8	Back Door Lock Motor,Door Key Lock and Unlock SW and Door Unlock Detection SW	90980-10891
B 9	Buckle SW (Driver's Side)	90980-11211
C 1	Camshaft Position Sensor	90980-10947
C 2	Carburetor	90980-11037
C 3	Check Connector	90980-11323
C 4	Crankshaft Position Sensor (1KZ-TE)	90980-11162
	Crankshaft Position Sensor (3RZ-FE)	90980-11016
	Crankshaft Position Sensor (5VZ-FE)	90980-10947
C 5	Cruise Control Actuator (LHD)	90980-11150
	Cruise Control Actuator (RHD)	90980-10931
C 6	Cigarette Lighter	90980-10760
C 7	Cigarette Lighter Illumination	90980-11148
C 8	Circuit Opening Relay	-
C 9	Clock	90980-11013
C10	Clock and Sub Fuel Tank Gauge	90980-10799
C11	Combination Meter	90980-11116
C12	Combination Meter	90980-11114
C13	Combination Meter	90980-11113
C14	Combination Meter	90980-11115
C15	Combination SW (LHD, RHD Europe)	90980-11672
	Combination SW (RHD Except Europe)	90980-11671
C16	Combination SW	90980-11594
C17	Combination SW (w/ SRS w/Cruise Control)	90980-11616
	Combination SW (w/o SRS w/Cruise Control)	90980-10964
C18	Cruise Control Clutch SW (LHD)	90980-10906
	Cruise Control Clutch SW (RHD)	
C19	Cruise Control ECU (LHD)	90980-11391
	Cruise Control ECU (RHD)	90980-11422
C20	Center Airbag Sensor Assembly	90980-11871
C21	Center Airbag Sensor Assembly	90980-11872
C22	Center Airbag Sensor Assembly	90980-11873
D 1	Detection SW (Transfer 4WD Position) or (Center Diff. Lock)	90980-11156
D 2	Detection SW (Transfer L4 Position)	
D 3	Detection SW (Transfer Neutral Position)	90980-10923
D 4	Distributor	90980-11150
D 5	Daytime Running Light Relay	90980-10807
D 6	Diode (Door Courtesy)	90980-10962
D 7	Diode (Glow Plug)	
D 8	Diode (Headlight Beam Level Control)	
D 9	Diode (Idle-Up)	90980-11071
D10	Door Lock Control SW	90980-10127
D11	Detection SW (Rear Diff. Lock)	90980-11250

Note : Not all of the above part numbers of the connector are established for the supply. In case of ordering a connector or terminal with wire, please confirm in advance if there is supply for it using "Parts Catalog News" (published by Parts Engineering Administration Dept.).

Nota : Toutes les références du connecteur ne sont pas définies pour la fourniture. Pour passer une commande d'un connecteur ou d'une borne avec fil, prière de vérifier préalablement si cette pièce est bien disponible en se reportant à "Parts Catalog News" (publié par le Département de la Gestion de l'Ingénierie).

Code	Part Name	Part Number
D12	Door Courtesy SW Front LH	90980-11097
D13	Door Courtesy SW Front RH	
D14	Door Courtesy SW Rear LH	
D15	Door Courtesy SW Rear RH	
D16	Door Key Lock and Unlock SW LH	90980-11170
D17	Door Key Lock and Unlock SW RH	
D18	Door Lock Motor and Door Unlock Detection SW Front LH	90980-11150
D19	Door Lock Motor and Door Unlock Detection SW Front RH	
D20	Door Lock Motor and Door Unlock Detection SW Rear LH	
D21	Door Lock Motor and Door Unlock Detection SW Rear RH	
E 1	ECT Solenoid	90980-10919
E 2	Engine Oil Level Sensor	90980-10532
E 3	ECT Pattern Select SW	90980-10933
E 4	Emission ECU	90980-10797
E 5	Engine ECU (M/T) or Engine and ECT ECU (A/T) (5VZ-FE)	90980-11221
	Engine ECU (M/T) or Engine and ECT ECU (A/T) (3RZ-FE, 1KZ-TE)	90980-11390
E 6	Engine ECU (M/T) or Engine and ECT ECU (A/T) (5VZ-FE)	90980-11220
	Engine ECU (M/T) or Engine and ECT ECU (A/T) (3RZ-FE, 1KZ-TE)	90980-11391
E 7	Engine ECU (M/T) or Engine and ECT ECU (A/T) (5VZ-FE)	90980-11219
	Engine ECU (M/T) or Engine and ECT ECU (A/T) (3RZ-FE)	90980-11408
E 8	Engine ECU (M/T) or Engine and ECT ECU (A/T) (5VZ-FE)	90980-11218
	Engine ECU (M/T) or Engine and ECT ECU (A/T) (3RZ-FE, 1KZ-TE)	90980-11392
F 1	Front Clearance Light LH	90980-11016
F 2	Front Clearance Light RH	
F 3	Front Side Turn Signal Light LH	90980-11162
F 4	Front Side Turn Signal Light RH	
F 5	Front Turn Signal Light LH	90980-11019
F 6	Front Turn Signal Light RH	
F 7	Front Washer Motor and Headlight Cleaner Motor	90980-11413
F 8	Front Wiper Motor	90980-11599
F 9	Fuel Filter Warning SW	90980-11002
F10	Fuel Heater	90980-10928
F11	Fuel Temp. Sensor	90980-10737
F12	Front Speaker (Instrument Panel)	90980-10935
F13	Fuel Pump Select Relay or Short Connector	90980-10173
F14	Fuel Tank Changeover SW	90980-10127
F15	4WD Control ECU	90980-10801
F16	Front Speaker LH	90980-10935
F17	Front Speaker RH	
F18	Fuel Pump	90980-11038
F19	Fuel Return Solenoid Valve	90980-10157
F20	Fuel Sender	90980-10834
F21	Fuel Solenoid Valve	90980-10157
F22	Front Airbag Sensor LH	90980-11856
F23	Front Airbag Sensor RH	
G 1	Glow Plug	-
H 1	Headlight Beam Level Control Actuator LH	90980-10897
H 2	Headlight Beam Level Control Actuator RH	
H 3	Headlight Cleaner Relay	90980-10939
H 4	Headlight LH	90980-11314
H 5	Headlight RH	
H 6	Heated Oxygen Sensor	90980-11028
H 7	Horn LH	90980-10619
H 8	Horn RH	
H 9	Hazard SW	90980-10801
H10	Headlight Beam Level Control SW	90980-10997
H11	High Mounted Stop Light	90980-10825
I 1	Igniter (3RZ-F)	90980-11197
	Igniter (3RZ-FE)	90980-11024
	Igniter (5VZ-FE)	90980-11653
I 2	Ignition Coil and Distributor	90980-11038
I 3	Ignition Coil and Distributor	90980-11286
I 4	Ignition Coil No. 1	90980-11246
I 5	Ignition Coil No. 2	
I 6	Ignition Coil No. 3	
I 7	Injection Pump	90980-11157
I 8	Injection Pump Resistor No. 1	90980-11163
I 9	Injection Pump Resistor No. 2	90980-11278
I10	Injector No. 1	90980-11153
I11	Injector No. 2	
I12	Injector No. 3	
I13	Injector No. 4	
I14	Injector No. 5	
I15	Injector No. 6	
I16	Intake Air Temp. Sensor	90980-11163
I17	ISC Valve (3RZ-FE)	90980-11145
	ISC Valve (5VZ-FE)	
I18	Idle-Up SW	90980-10797
I19	Ignition SW	90980-11615

Nota : No todos los números de las partes del conector indicados arriba están dispuestos para el suministro. Al pedir un conector o terminal con cable, asegúrese, de antemano, de que esté suministrado refiriéndose a "Parts Catalog News" (publicado por el Departamento Administrativo de Ingeniería de las Partes).

Anmerkung : Nicht alle der obenerwähnten Teile-Nummern der Stecker werden für die Lieferung etabliert. Im Falle der Bestellung von Stecker oder Anschlußklemme mit Draht bestätigen Sie bitte unter Verwendung der "Teile-Prospekt-Nachtrichten" (herausgegeben durch die Teile-Engineering-Verwaltungsabteilung) im voraus, ob es entsprechende Lieferung gibt.

PART NUMBER OF CONNECTORS

Code	Part Name	Part Number
I20	Integration Relay	90980-11121
I21	Integration Relay	90980-10799
I22	Interior Light	90980-10935
J 1	Junction Connector	90980-11661
J 2	Junction Connector	
J 3	Junction Connector	90980-10976
J 4	Junction Connector	90980-11661
J 5	Junction Connector	
J 6	Junction Connector	90980-10803
J 7	Junction Connector	90980-10803
J 8	Junction Connector	
J 9	Junction Connector	90980-11661
J10	Junction Connector	
J11	Junction Connector	
J12	Junction Connector	
J13	Junction Connector	90980-10803
J14	Junction Connector	90980-11502
J15	Junction Connector	90980-11661
J16	Junction Connector	
J17	Junction Connector	90980-10976
J18	Junction Connector	90980-11502
J19	Junction Connector	90980-11542
J20	Junction Connector	90980-11661
J21	Junction Connector	
J22	Junction Connector	90980-11502
J23	Junction Connector	90980-10976
J24	Junction Connector	90980-11661
J25	Junction Connector	
J26	Junction Connector	
J27	Junction Connector	
J28	Junction Connector	90980-10803
J29	Junction Connector	90980-11661
J30	Junction Connector	
J31	Junction Connector	90980-10803
J32	Junction Connector	
J33	Junction Connector	90980-11502
J34	Junction Connector	90980-11661
J35	Junction Connector	
J36	Junction Connector	90980-10803
J37	Junction Connector	90980-10976
J38	Junction Connector	90980-11542
K 1	Knock Sensor	90980-11166
K 2	Knock Sensor No. 1	
K 3	Knock Sensor No. 2	

Code	Part Name	Part Number
L 1	License Plate Light	90980-10437
L 2	Luggage Compartment Light	90980-10121
M 1	Magnetic Spill Valve	90980-11286
M 2	Mirror Heater SW	90980-10797
M 3	Moon Roof Control Relay	90980-10803
M 4	Moon Roof Control SW and Personal Light	90980-10367
M 5	Moon Roof Motor and Limit SW	90980-11011
N 1	Neutral Start SW, Back-Up Light SW and A/T Indicator SW	90980-11332
N 2	Noise Filter (Ignition)	90980-10843
N 3	Noise Filter (Rear Window Defogger)	90980-10916
O 1	Oil Pressure SW (3L)	90980-10703
O 1	Oil Pressure SW (Except 3L)	90980-11363
O 2	Outer Ambient Temp. Sensor	90980-11255
O 3	O/D Main SW and A/T Shift Lever Illumination	90980-11606
P 1	Pick-Up Sensor (Engine Speed Sensor)	90980-11250
P 2	Power Outlet (Front)	90980-10760
P 3	Pre-Heating Timer (1KZ-T,3L Malaysia, Thailand)	90980-10803
	Pre-Heating Timer (3L Except Malaysia, Thailand	90980-10799
P 4	Parking Brake SW	90980-10871
P 5	Power Outlet (Rear)	90980-10860
P 6	Power Window Master SW and Door Lock Control SW (3-Door)	90980-11419
	Power Window Master SW and Door Lock Control SW (5-Door)	90980-10807
P 7	Power Window Motor Front LH	90980-11003
P 8	Power Window Motor Front RH	
P 9	Power Window Motor Rear LH	
P10	Power Window Motor Rear RH	
P11	Power Window SW (Front Passenger's Side)	90980-10509
P12	Power Window SW Rear LH	90980-10789
P13	Power Window SW Rear RH	
P14	Personal Light	90980-10121
P15	Power Seat Control SW (Driver's Seat Lumbar Support)	90980-10601
P16	Power Seat Control SW (Driver's Seat)	90980-10803
P17	Power Seat Control SW (Front Passenger's Seat)	
P18	Power Seat Motor (Driver's Seat Lumbar Support)	90980-10825
P19	Power Seat Motor (Driver's Seat Rear Vertical Control)	
P20	Power Seat Motor (Driver's Seat Reclining Control)	

Note : Not all of the above part numbers of the connector are established for the supply. In case of ordering a connector or terminal with wire, please confirm in advance if there is supply for it using "Parts Catalog News" (published by Parts Engineering Administration Dept.).

Nota : Toutes les références du connecteur ne sont pas définies pour la fourniture. Pour passer une commande d'un connecteur ou d'une borne avec fil, prière de vérifier préalablement si cette pièce est bien disponible en se reportant à "Parts Catalog News" (publié par le Département de la Gestion de l'Ingénierie).

Code	Part Name	Part Number
P21	Power Seat Motor (Driver's Seat Slide Control)	90980-10825
P22	Power Seat Motor (Front Passenger's Seat Reclining Control)	
P23	Power Seat Motor (Front Passenger's Seat Slide Control)	
P24	Pretensioner LH	90980-11862
P25	Pretensioner RH	
R 1	Radio and Player	90980-10997
R 2	Radio and Player	90980-10996
R 3	Rear A/C SW (Front)	90980-10797
R 4	Rear Diff. Lock SW	90980-10631
R 5	Rear Fog Light SW	90980-11533
R 6	Rear Heater SW (Front) (w/ Console Box)	90980-10996
	Rear Heater SW (Front) (w/o Console Box)	90980-10367
R 7	Rear Window Defogger SW	90980-10797
R 8	Remote Control Mirror SW	90980-11450
R 9	Rheostat (LHD)	90980-10908
	Rheostat (RHD)	
R10	Rear A/C Control SW	90980-10879
R11	Rear Heater Blower SW	90980-10860
R12	Rear Heater SW (Rear)	90980-10996
R13	Rear A/C Blower Motor	90980-10214
R14	Rear A/C Blower Resistor No.1	90980-10171
R15	Rear A/C Blower Resistor No.2	-
R16	Rear A/C Magnetic Valve	90980-10860
R17	Rear A/C Relay	90980-10713
R18	Rear Combination Light LH	90980-11011
R19	Rear Combination Light LH	90980-11292
R20	Rear Combination Light RH	90980-11011
R21	Rear Combination Light RH	90980-11292
R22	Rear Diff. Lock Motor	90980-11194
R23	Rear Heater Blower Motor	90980-10214
R24	Rear Heater Blower Resistor	90980-10916
R25	Rear Heater Relay	82602-35050
R26	Rear Speaker LH	90980-10935
R27	Rear Speaker RH	
R28	Rear Washer Motor	90980-10214
R29	Rear Window Defogger	90980-10792
R30	Rear Window Defogger	
R31	Rear Wiper Motor	90980-10795
R32	Rear Wiper Relay	90980-10173
R33	Remote Control Mirror LH	90980-11353
R34	Remote Control Mirror RH	
S 1	Speed Sensor (Combination Meter)	90980-11143
S 2	Speed Sensor (ECT)	90980-11156
S 3	Starter (Diesel)	90980-11184
	Starter (Gasoline)	90980-11400
S 4	Starter	-
S 5	Seat Heater SW LH	90980-10797
S 6	Seat Heater SW RH	90980-10996
S 7	Short Connector (SRS)	90980-11891
S 8	Short Connector (SRS)	90980-11892
S 9	Stop Light SW	90980-11118
S10	Sub Fuel Sender and Fuel Pump	90980-11077
S11	Seat Heater (Driver's Side)	90980-10907
S12	Seat Heater (Front Passenger's Side)	
T 1	Throttle Position Sensor (3RZ-FE, 1KZ-TE)	90980-10711
	Throttle Position Sensor (5VZ-FE)	90980-11261
T 2	Timing Control Valve	90980-11038
T 3	Turbo Pressure Sensor	90980-10845
T 4	Transponder Key Amplifier	90980-10789
T 5	Transponder Key Computer	90980-11556
T 6	Trailer Socket	90980-10797
U 1	Unlock Warning SW	90980-10860
V 1	Variable Resistor	90980-10902
V 2	VSV (A/C Idle-Up) (3L)	90980-10214
	VSV (A/C Idle-Up) (3RZ-F, 1KZ-T)	90980-11149
V 3	VSV (EGR Valve)	90980-11162
V 4	VSV (EVAP)	90980-11156
V 5	VSV (Intake Constrictor Control No. 1)	90980-11149
V 6	VSV (Intake Constrictor Control No. 2)	90980-11156
V 7	VSV (Intake Shutter)	90980-11149
W 1	Water Temp. Sender (5VZ-FE)	90980-10359
	Water Temp. Sender (Except 5VZ-FE)	90980-11428
W 2	Water Temp. Sensor (1KZ-T)	90980-10737
	Water Temp. Sensor (Except 1KZ-T)	
W 3	Winch Main Relay	-
W 4	Winch Main Relay	
W 5	Winch Main Relay	90980-10887
W 6	Winch Motor and Control SW	90980-11016
W 7	Winch Motor and Control SW	-
W 8	Wireless Door Lock ECU	90980-11475

Nota : No todos los números de las partes del conector indicados arriba están dispuestos para el suministro. Al pedir un conector o terminal con cable, asegúrese, de antemano, de que esté suministrado refiriéndose a "Parts Catalog News" (publicado por el Departamento Administrativo de Ingeniería de las Partes).

Anmerkung : Nicht alle der obenerwähnten Teile-Nummern der Stecker werden für die Lieferung etabliert. Im Falle der Bestellung von Stecker oder Anschlußklemme mit Draht bestätigen Sie bitte unter Verwendung der "Teile-Prospekt-Nachtrichten" (herausgegeben durch die Teile-Engineering-Verwaltungsabteilung) im voraus, ob es entsprechende Lieferung gibt.